



County of Madera GENERAL SERVICES

200 West 4th Street, Suite 4200
Madera, CA 93637-3538

559-675-7703 / Fax 559-675-7950 / TDD 559-675-8970

Issue Date: Friday, June 19, 2026

THE COUNTY OF MADERA
GENERAL SERVICES

ADDENDUM NUMBER TWO (2)
PROJECT NUMBER: RFP #2026-03

Madera County Riverstone Fire Station

RESPONDERS PLEASE NOTE:

The following information is provided:

This Addendum forms part of the Contract Documents. It modifies the original Project Manual and Drawings, as well as Addendums previously issued, as noted below. Bidders are required to acknowledge receipt of this Addendum on the space provided in the Proposal Form. Failure to acknowledge receipt of this Addendum may subject bidders to disqualification.

REQUEST FOR CLARIFICATIONS (RFCs):

1. Responses to the following RFC's included in Addendum No. 2
 - a. 008 Hose Rack Clarification
 - b. 009 Flooring & Tile-PART 1
 - c. 010 Flooring & Tile-PART 2
 - d. 011 Door Engineering Four-Fold Doors
 - e. 012 Sprinkler Plan Question
 - f. 013 Root Creek Water District Contact
 - g. 014 6X6 Post Notation Call-Outs
 - h. 015 CTR-1 Question
 - i. 016 Bollard Details

- j. 018 General Conditions Questions
- k. 019 Supplemental Conditions Questions
- l. 020 Dimensional Letter Signage
- m. 025 T-2 Tile Size
- n. 026 T-3 Tile Size
- o. 027 Restroom Base
- p. 028 Sealed Concrete Wall Base
- q. 029 Column Footings at Courtyard Shade
- r. 032 FF&E Schedule Items
- s. 033 Existing Well Operation
- t. 034 Onsite Power Location
- u. 035 Contractor Field Office
- v. 036 Building Permit Fees
- w. 037 Site Demolition Plan
- x. 038 Number of Flagpoles
- y. 040 CMU Wall Construction
- z. 041 Generator Enclosure Bollards
- aa. 042 Missing Hose Rack Detail
- bb. 046 OFCI Items

All other outstanding RFCs will be answered and included in the next published addendum.

COUNTY OF MADERA

Jorge Mendoza
Capital Projects Manager

Company Name:

Acknowledged by:

END OF ADDENDUM TWO

**SECTION 00 21 13.1
Contractor RFC Form**

**CONTRACTOR REQUEST FOR CLARIFICATION
PROJECT: MADERA COUNTY RIVERSTONE FIRE STATION**

Requests for clarification of the plans and specifications regarding this project shall be submitted on this form. Any change or clarification of the project plans and specifications shall be in the form of a written addendum issued to plan holders of record.

Contractors requesting clarification shall complete the following:

FIRM NAME: Marko Construction Group, Inc.

SENDER/CONTACT NAME: Lala Ross

MAILING ADDRESS: 3675 E. Jensen Ave., Fresno CA

ZIP CODE: 93725 BUSINESS PHONE: (559) 222-7888

EMAIL: LLRoss@markoconstruction.com

Type or print questions below and email form to:
jorge.mendoza@maderacounty.com and ricky.arredondo@maderacounty.com

Sheet #: AS101 Detail #: Keynote 10 5100 Specification Section #: 105100

Per AS101 Plan Page it is calling out for a Hose Rack giving the spec section 105100. That Section in the Spec book is just for the lockers. can you please clarify if we need the Hose Rack or can you please let me know what type of manufacture you would like to go with?

This form may be removed from the project specifications and/or reproduced as needed.

Date Received: _____ **Time Received:** _____ am / pm **RFC Number:** 8

RESPONSE:

KEYNOTE 10 5100.C HAS BEEN REVISED TO THE FOLLOWING: "HOSE RACK: GEARGRID, WINDSOR OUTDOOR HOSE DRYING RACK, COLOR: RED BARON. 5 FT X 48 FT. PRVIDE 12" WIDE X 48" LONG X 24" DEEP CONCRETE PADS WITH (2) #4 REBAR AT TOP AND BOTTOM AT EACH ATTACHMENT FOOT."

[END OF DOCUMENT 00 21 13.1]

SECTION 00 21 13.1
Contractor RFC Form

CONTRACTOR REQUEST FOR CLARIFICATION
PROJECT: MADERA COUNTY RIVERSTONE FIRE STATION

Requests for clarification of the plans and specifications regarding this project shall be submitted on this form. Any change or clarification of the project plans and specifications shall be in the form of a written addendum issued to plan holders of record.

Contractors requesting clarification shall complete the following:

FIRM NAME: KYA Services LLC.

SENDER/CONTACT NAME: Nicholas Gutierrez

MAILING ADDRESS: 7388 N. Remington Ave. Ste. 101

ZIP CODE: 93711 BUSINESS PHONE: (559) 900-2109

EMAIL: nicholas.gutierrez@thekyagroup.com

Type or print questions below and email form to:

jorge.mendoza@maderacounty.com and ricky.arredondo@maderacounty.com

Sheet #: A-131 Detail #: A-931/42 Specification Section #: _____

As per Finish Legend A-131, the field wall tile (T-2) is noted as 6"x24". However, Detail A-931/42 indicates a 12"x24" tile. Could you please confirm the correct size of the field tile?

As per Finish Legend A-131, the accent wall tile (T-3) is noted as a 6" band. However Detail A-931/42 indicates a 4" band. Could you please confirm whether the accent band should be 4" or 6"?

This form may be removed from the project specifications and/or reproduced as needed.

Date Received: _____ Time Received: _____ am / pm RFC Number: 9

RESPONSE:

Use the sizing noted on sheet A-131. The callout on detail 42/A-931 has been revised to reflect a 1"x3" Tile Band.

Darin Cabral 6/4/26

[END OF DOCUMENT 00 21 13.1]



CONSULTANT

AGENCY

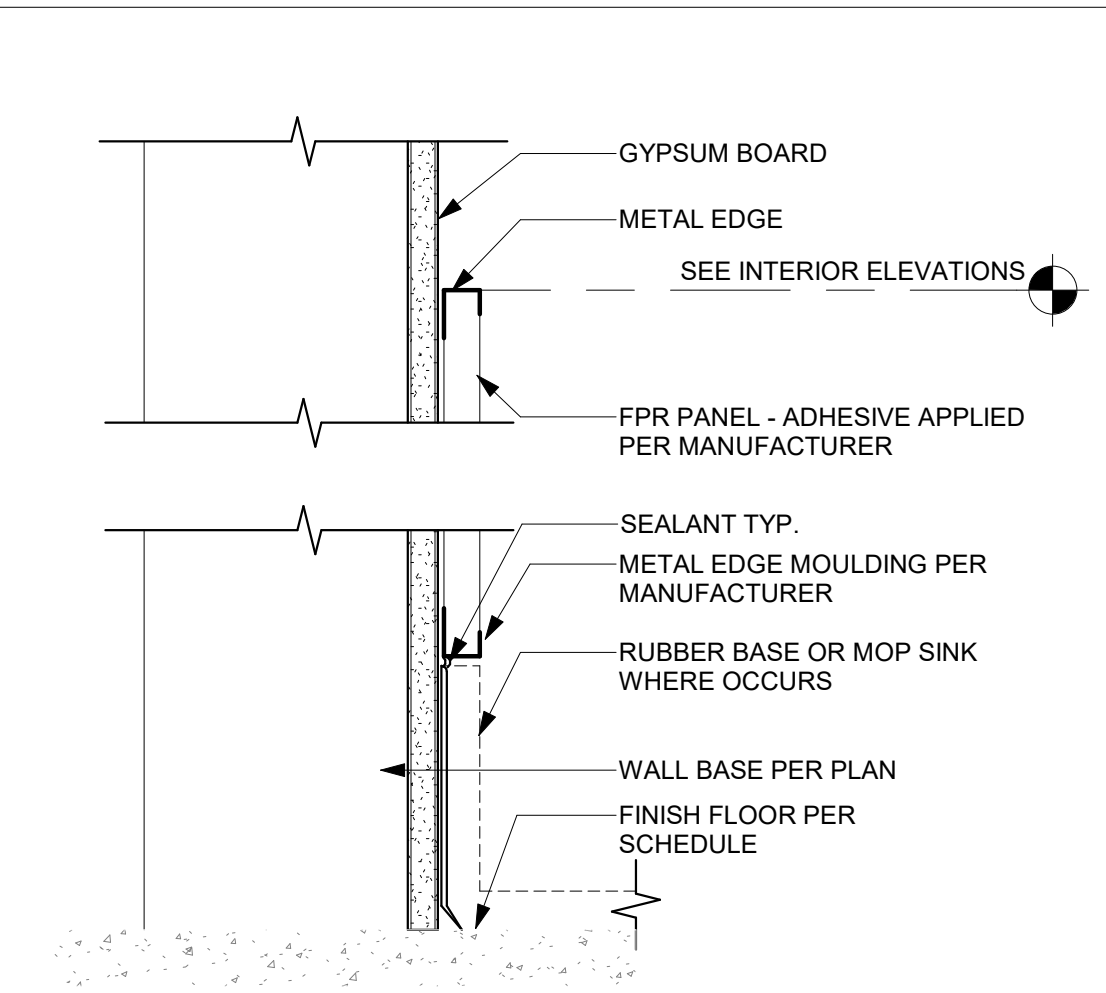
BID DOCUMENTS

RIVERSTONE FIRE STATION
 NORTHWEST CORNER OF AVENUE 11 AND ROAD 40
INTERIOR DETAILS

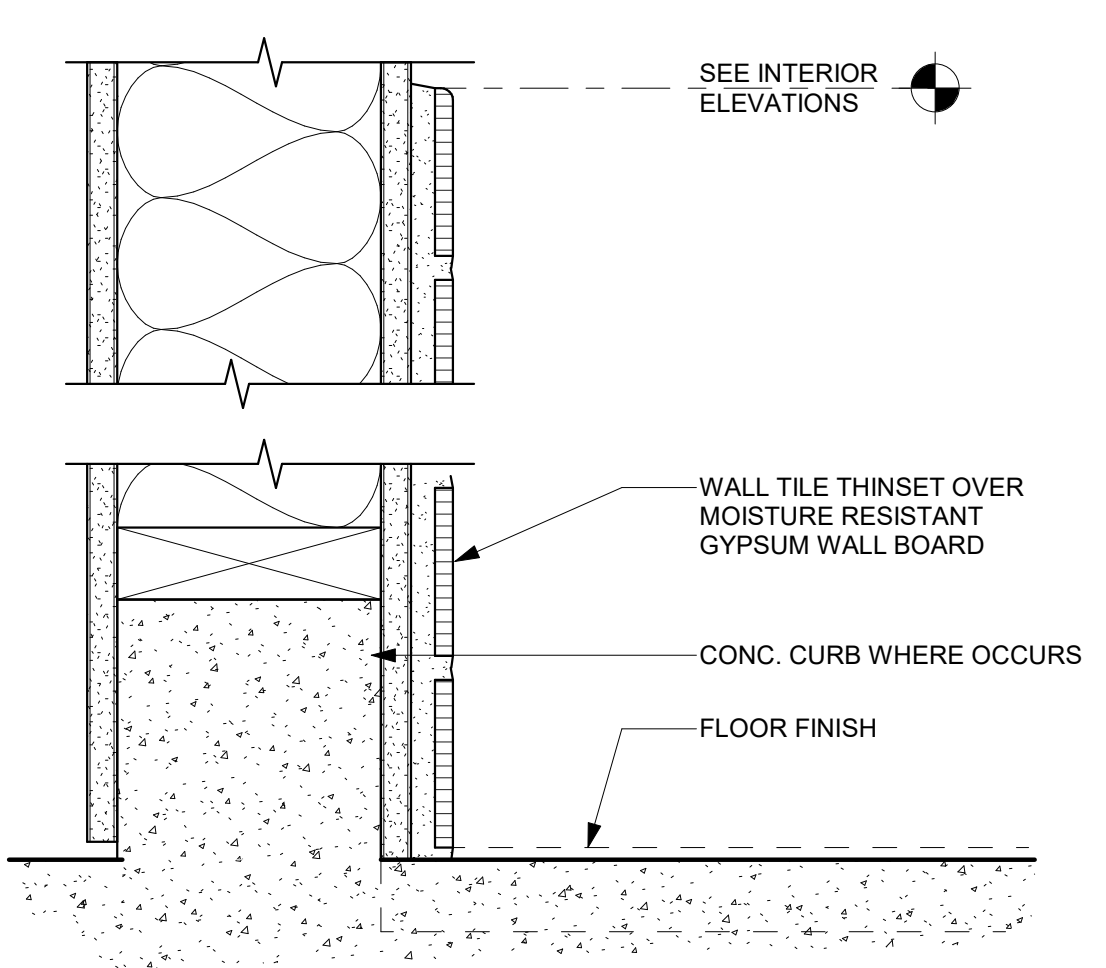
NO.	REVISION	DATE
B	BID RFC RESPONSES	

PROJECT MANAGER	
MLS	
DRAWN BY	CHECKED BY
	CW
DATE	
JUNE 4, 2026	
PROJECT NUMBER	
2471-01-CI21	
SHEET	

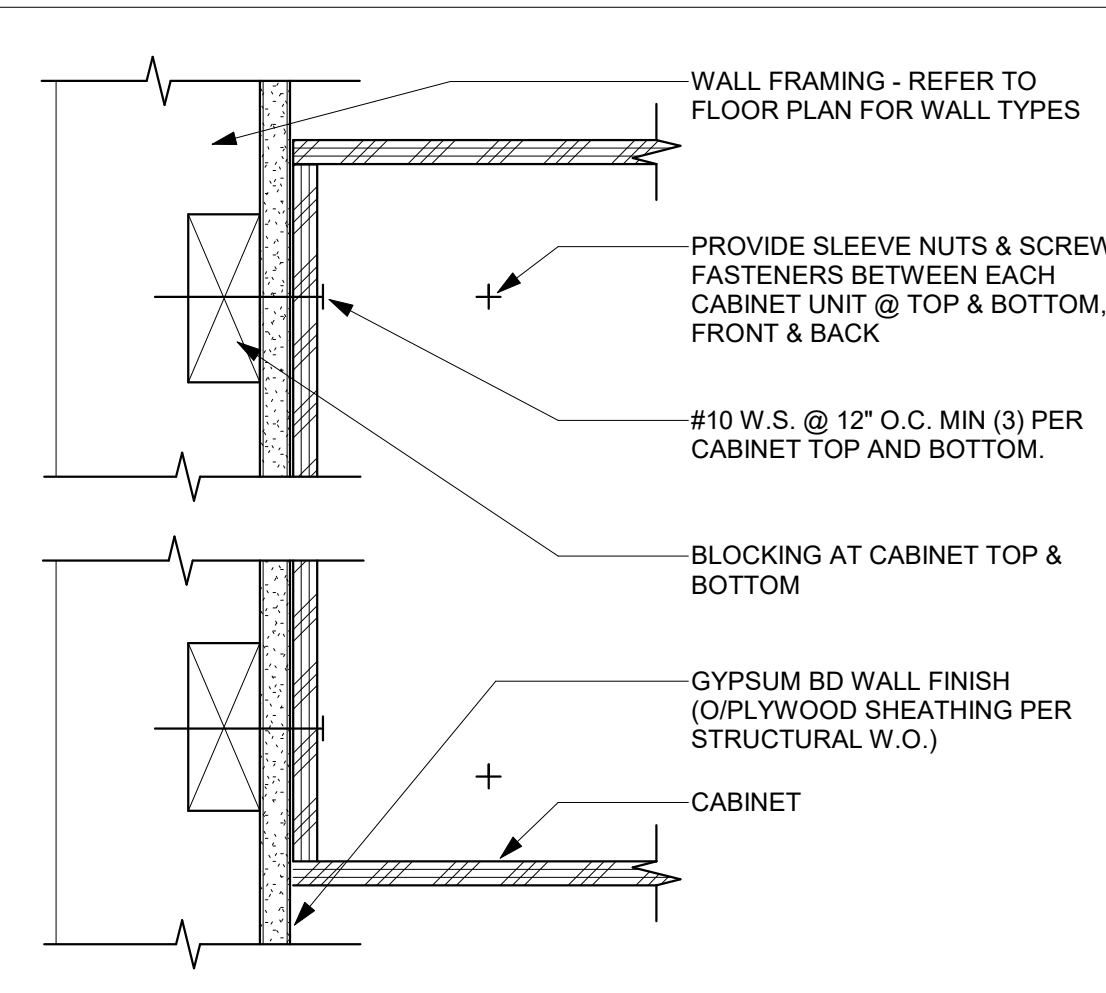
A-931



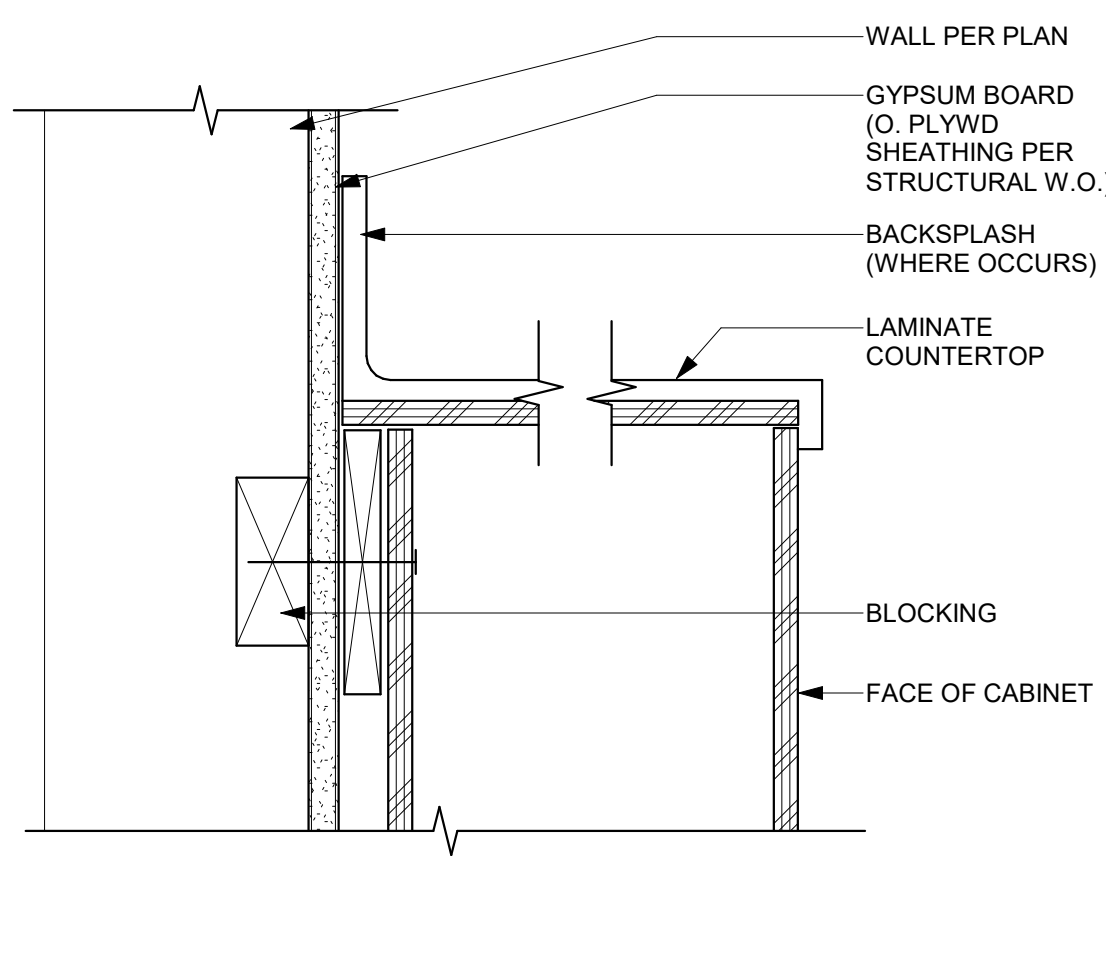
11 FRP WAINSCOT
SCALE: 3" = 1'-0"



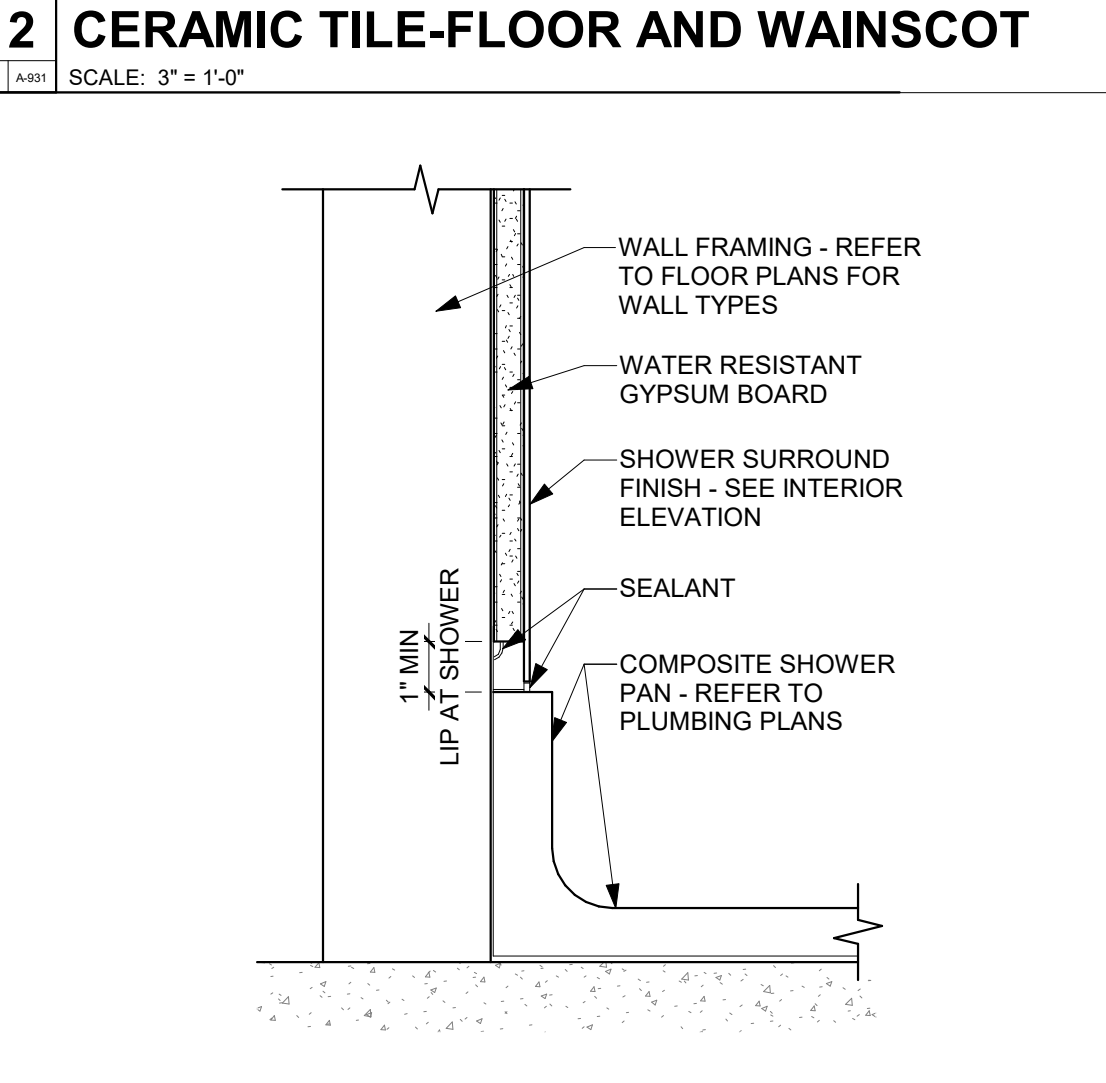
12 CERAMIC TILE-FLOOR AND WAINSCOT
SCALE: 3" = 1'-0"



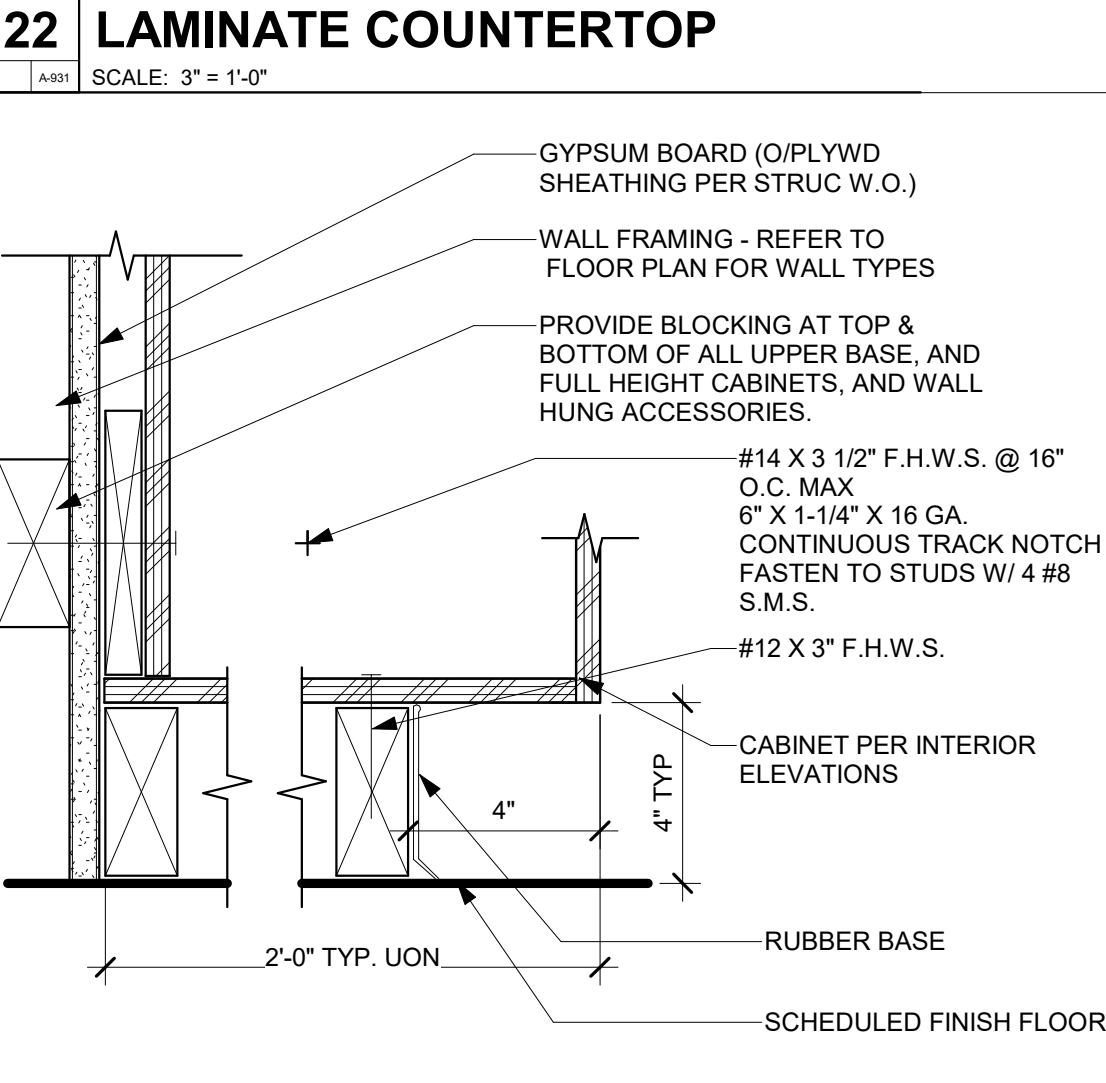
21 UPPER CABINET ANCHORAGE
SCALE: 3" = 1'-0"



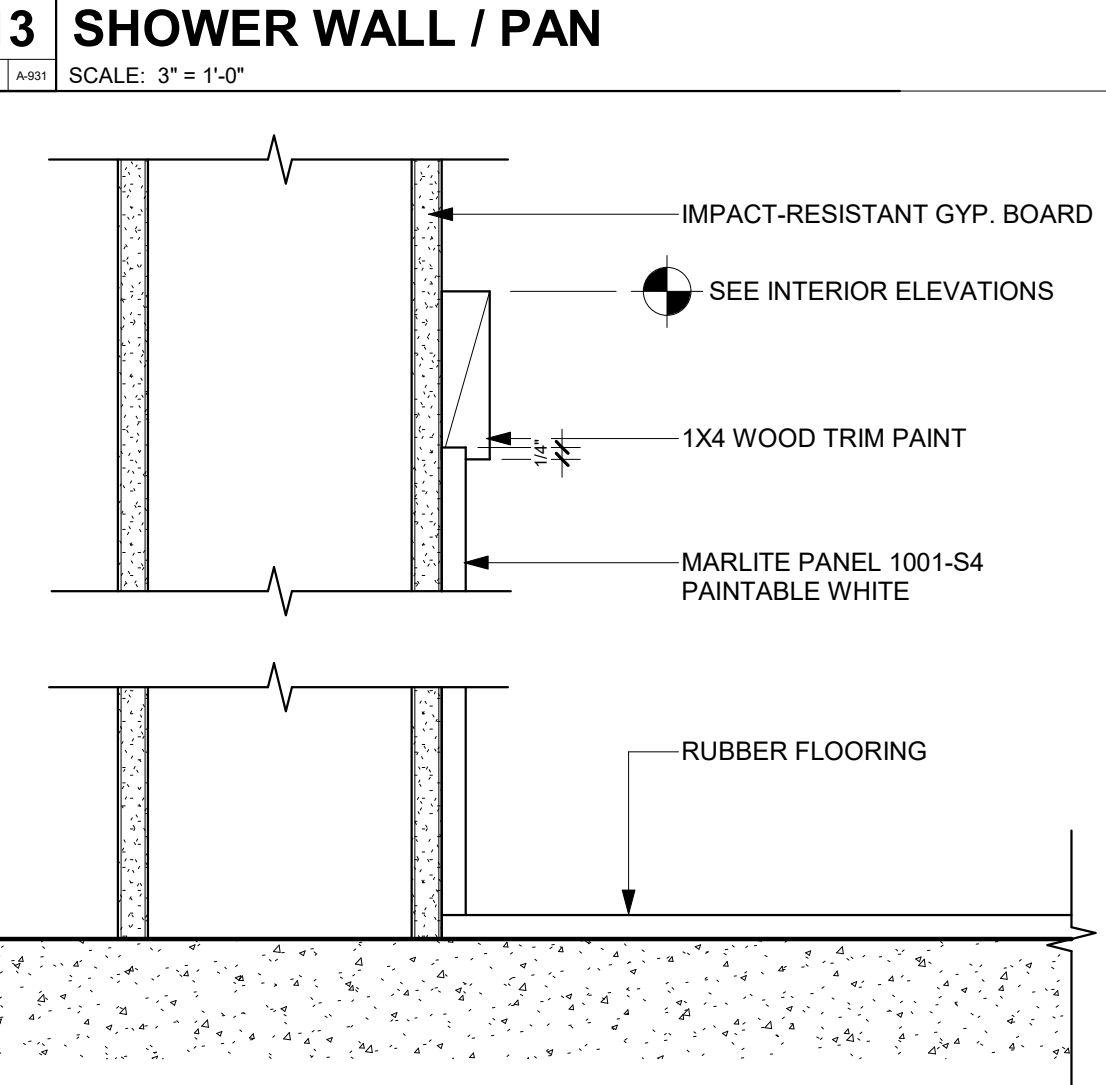
22 LAMINATE COUNTERTOP
SCALE: 3" = 1'-0"



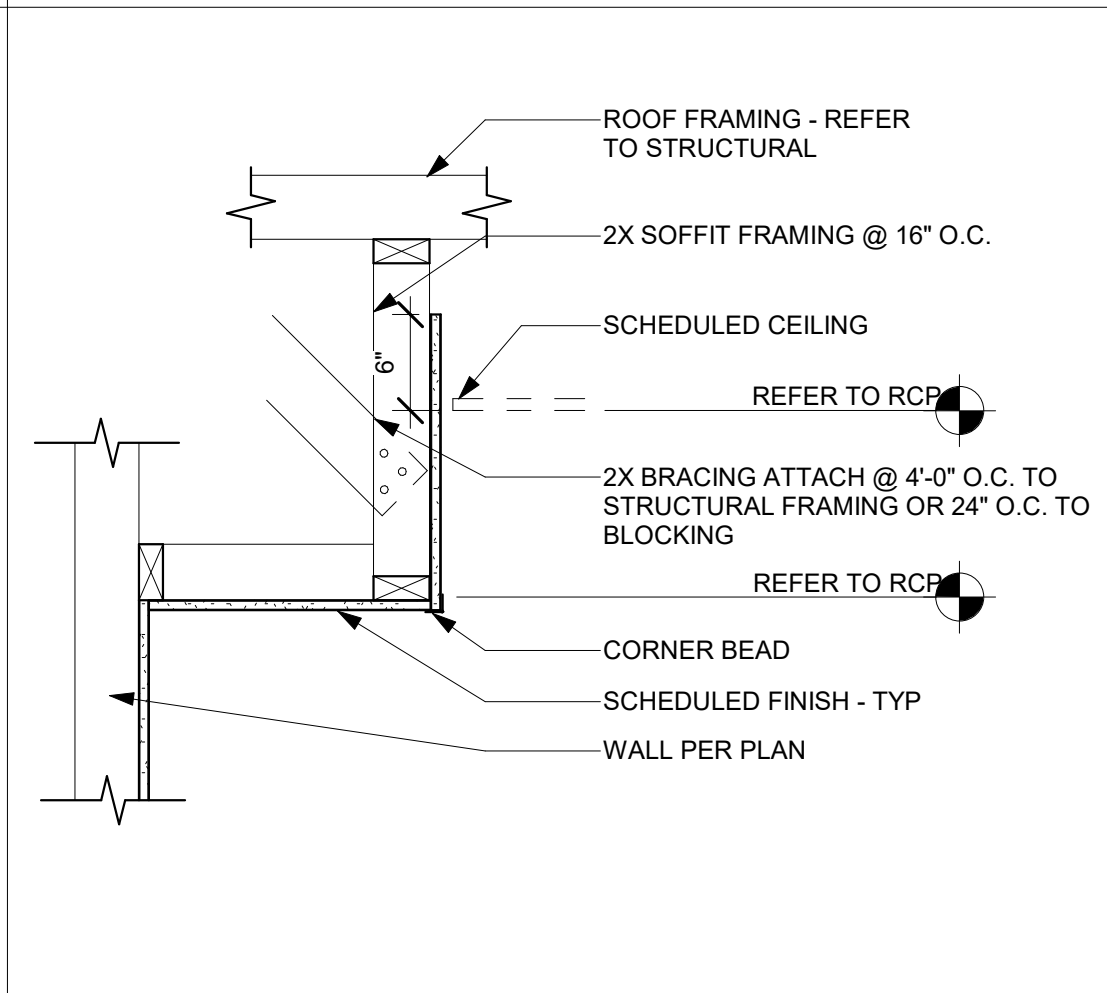
13 SHOWER WALL / PAN
SCALE: 3" = 1'-0"



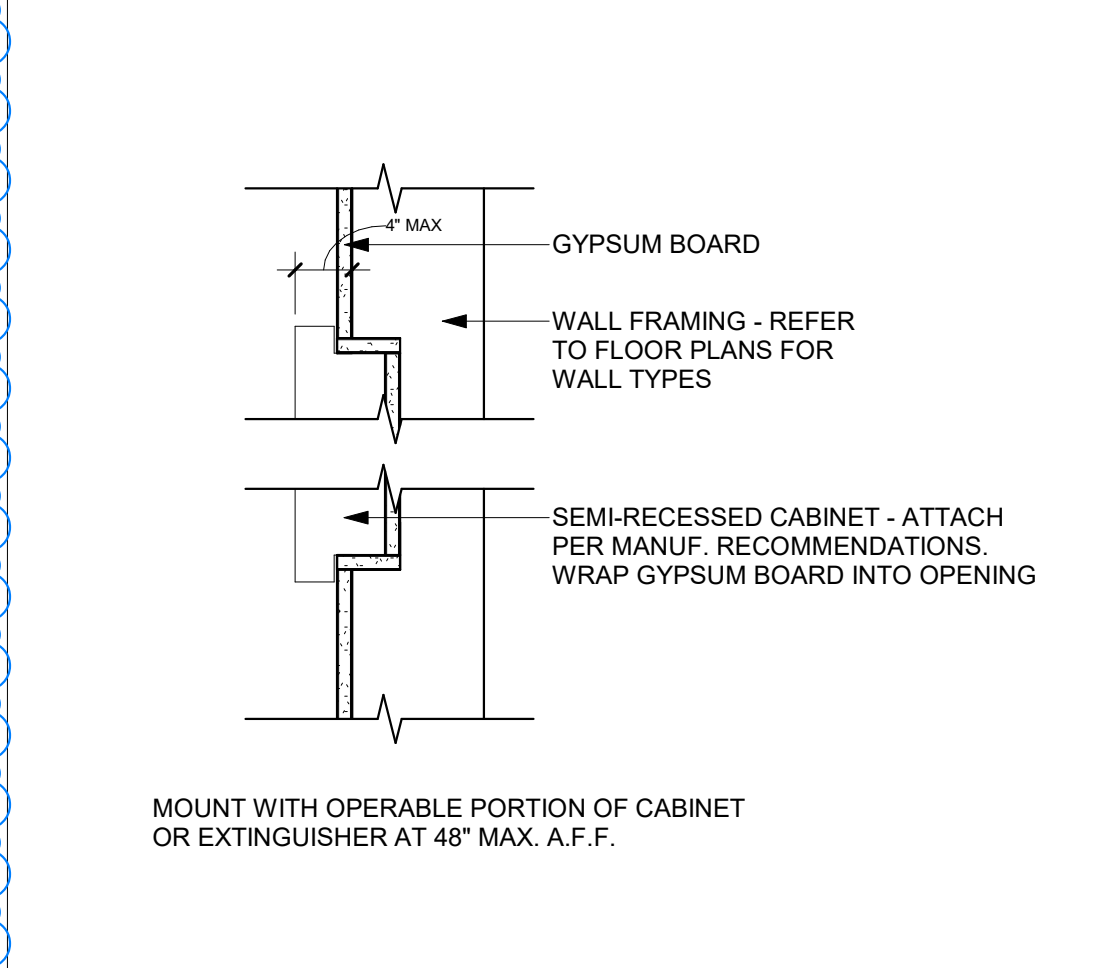
23 BASE CABINET ANCHORAGE
SCALE: 3" = 1'-0"



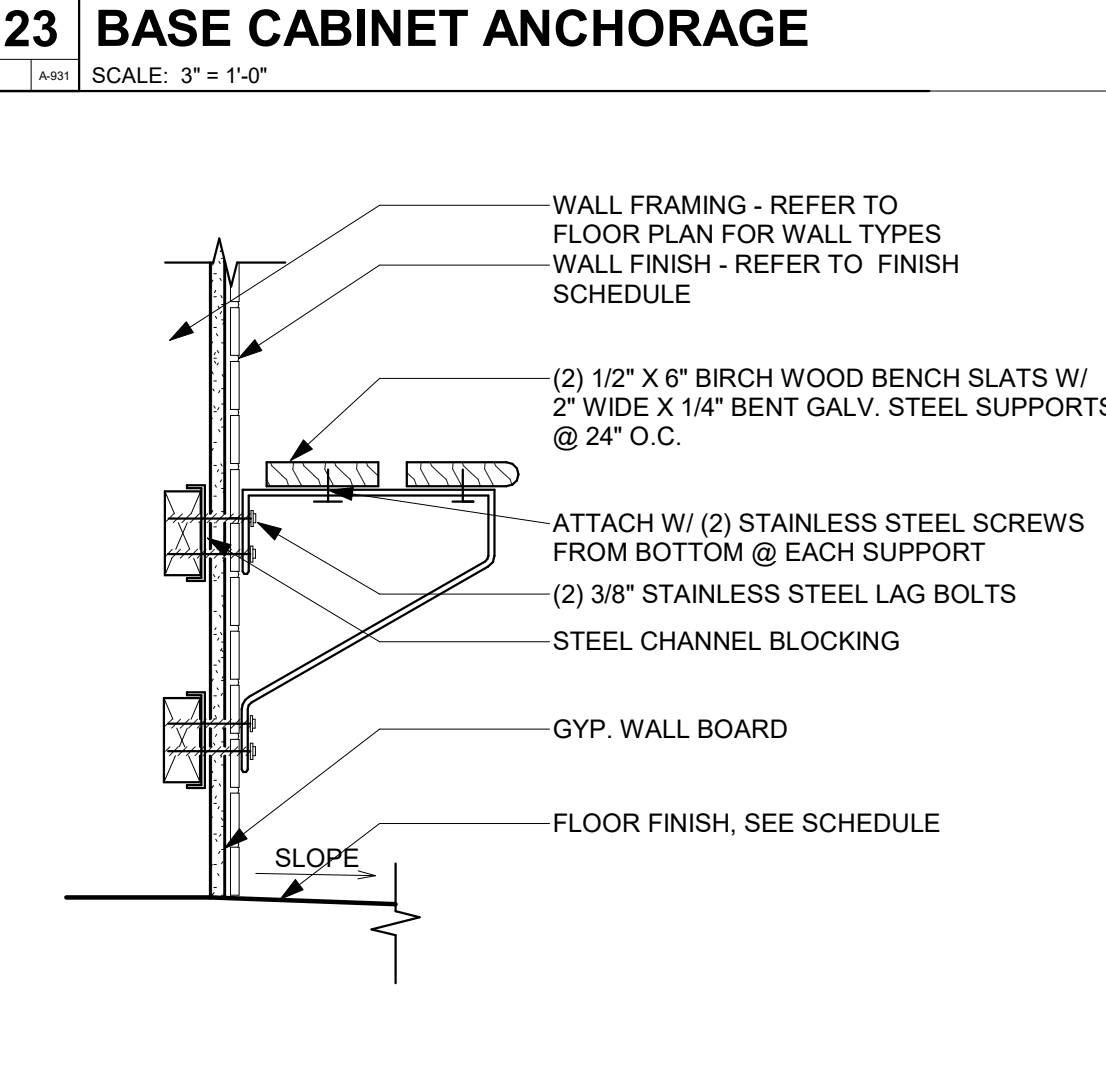
14 ATHLETIC FLOORING WAINSCOT
SCALE: 3" = 1'-0"



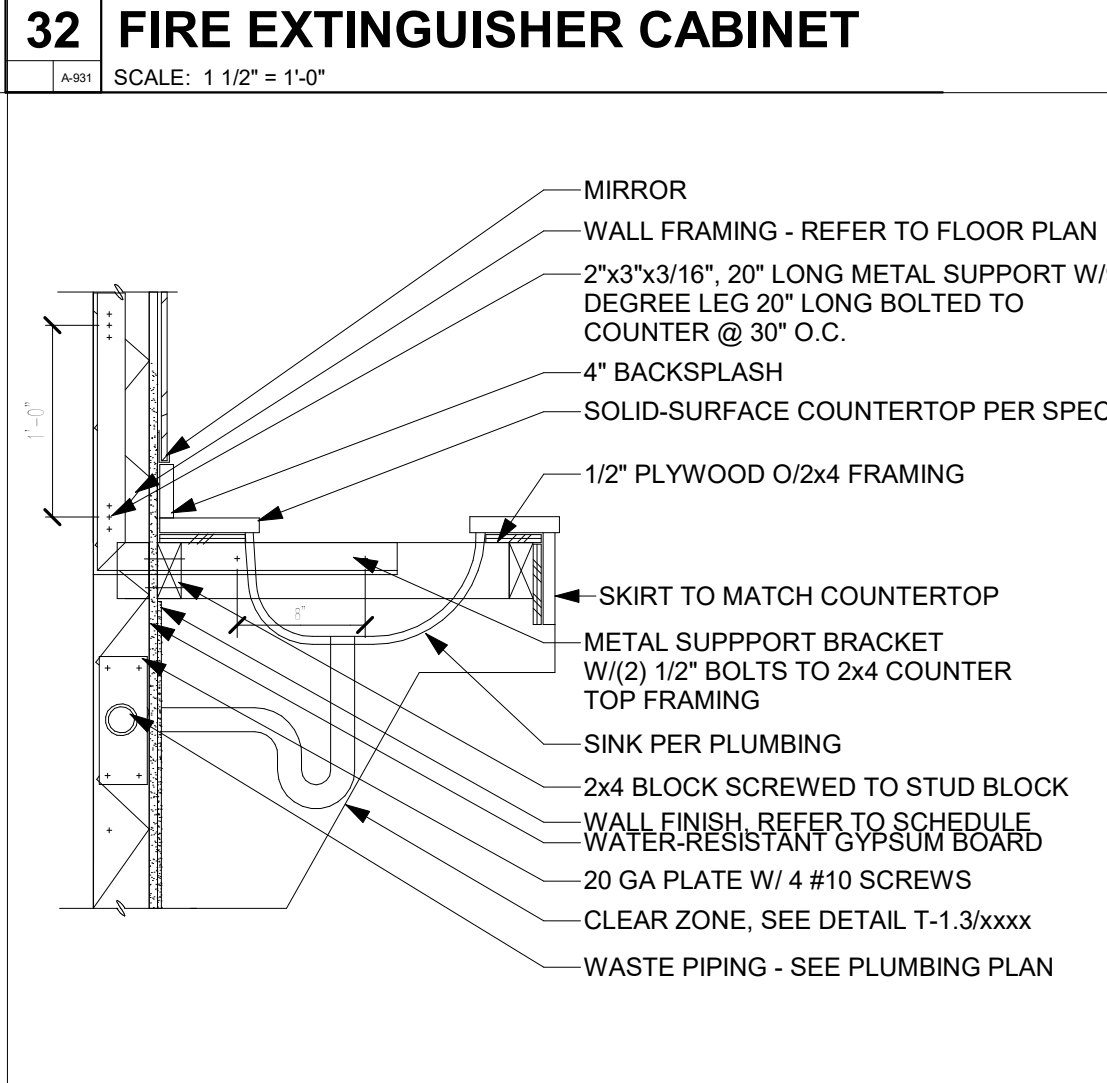
31 SOFFIT FRAMING
SCALE: 1" = 1'-0"



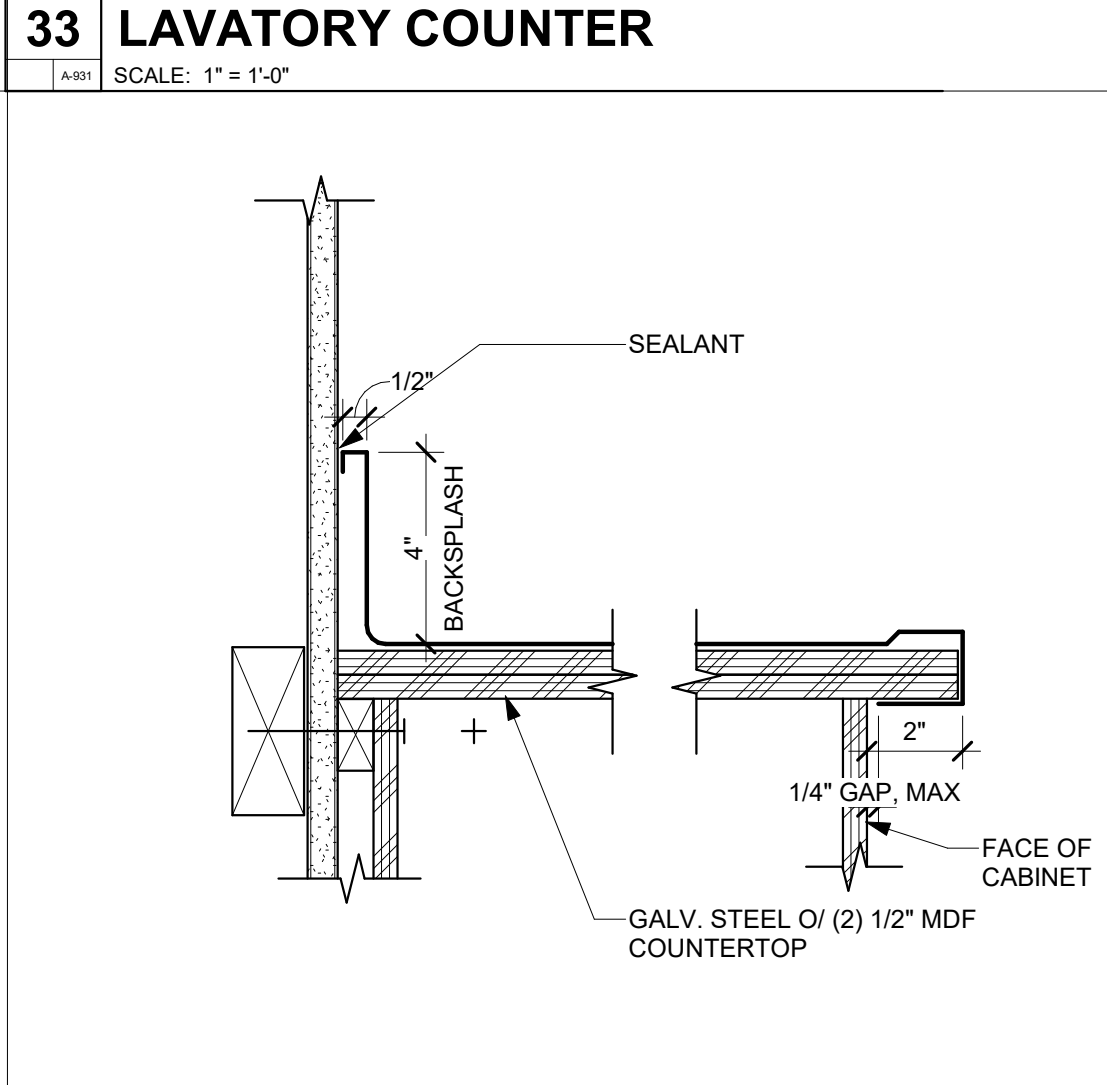
32 FIRE EXTINGUISHER CABINET
SCALE: 1 1/2" = 1'-0"



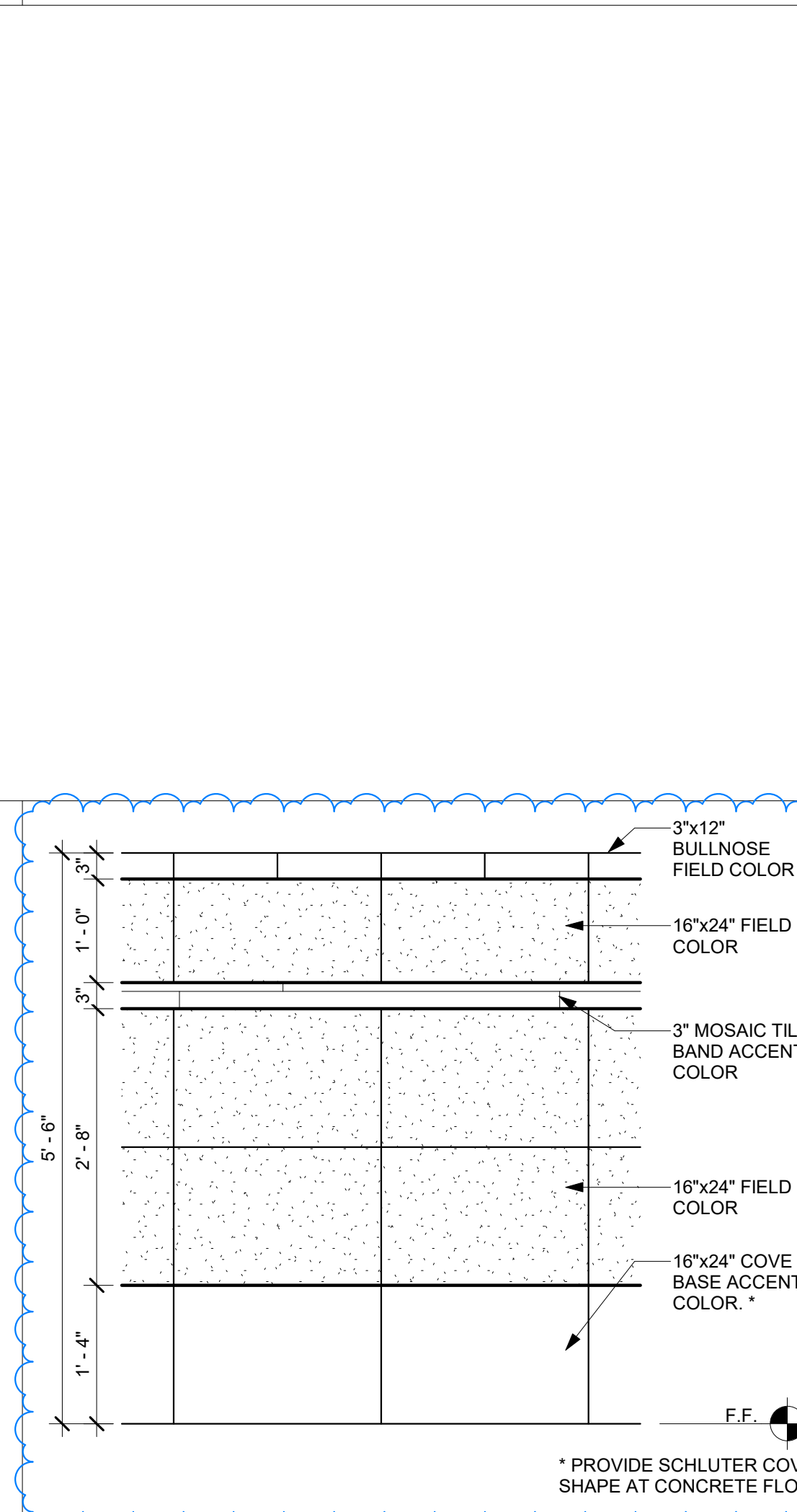
24 SHOWER BENCH
SCALE: 1 1/2" = 1'-0"



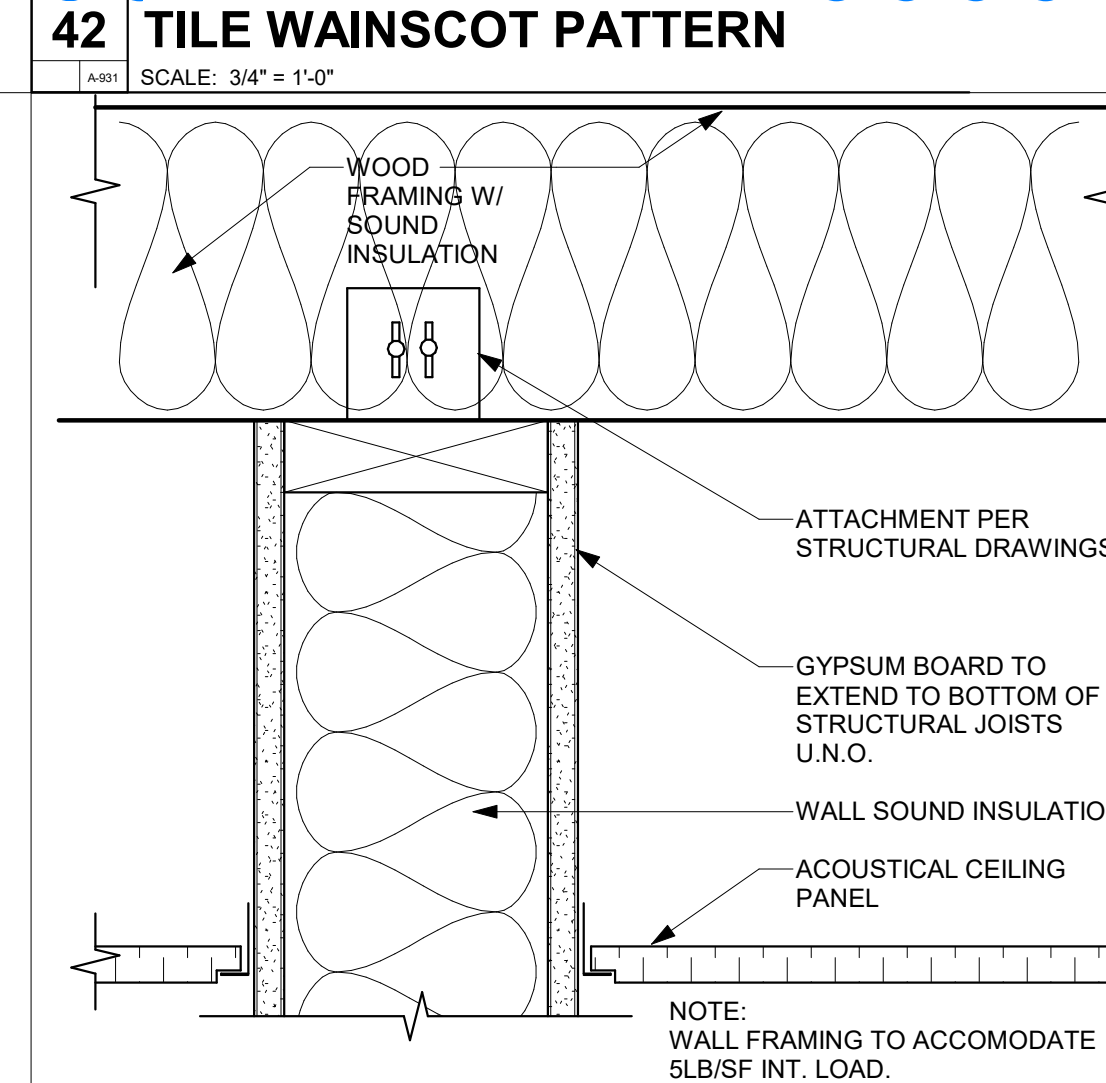
33 LAVATORY COUNTER
SCALE: 1" = 1'-0"



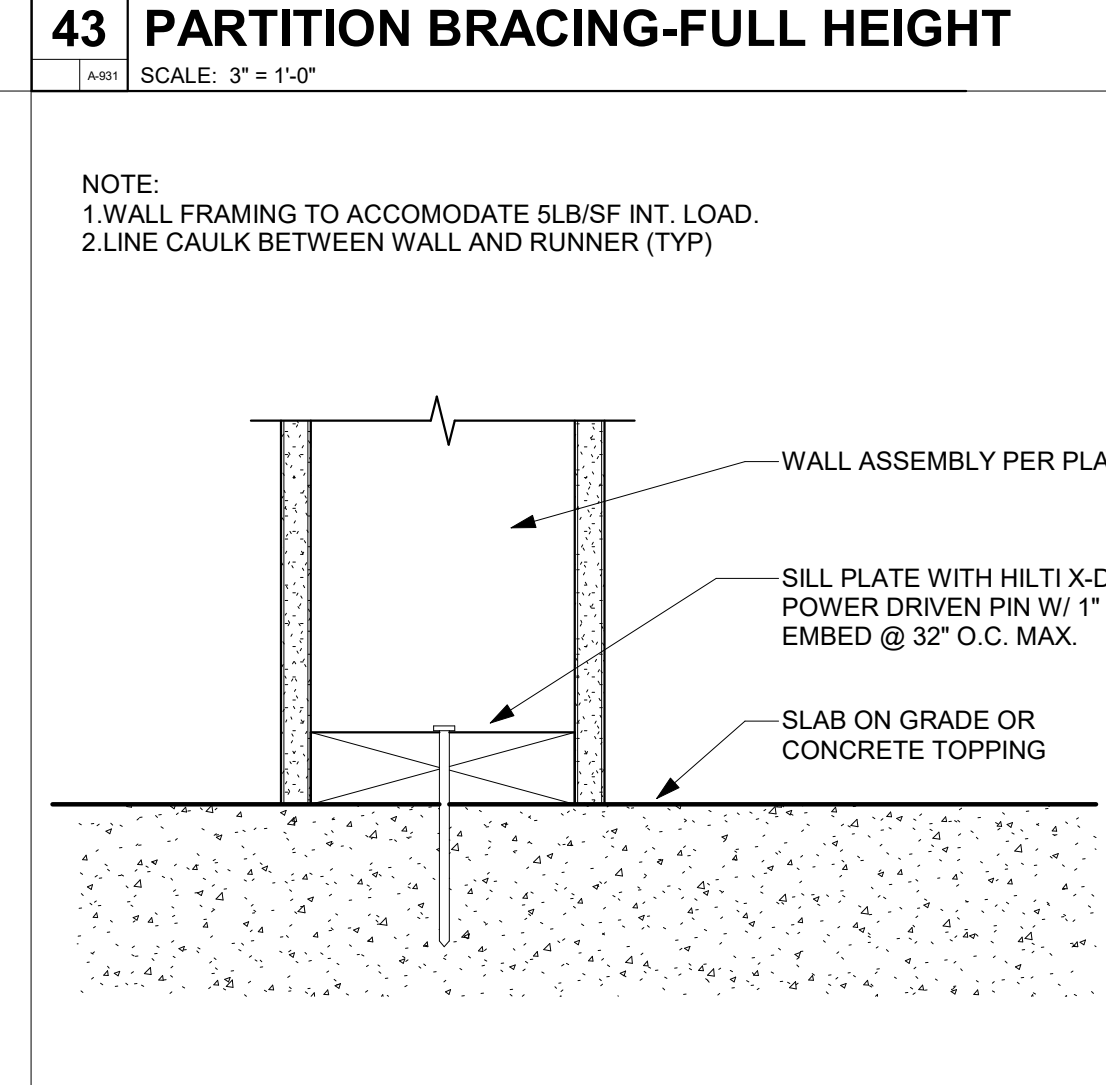
34 GALV. STEEL COUNTERTOP
SCALE: 3" = 1'-0"



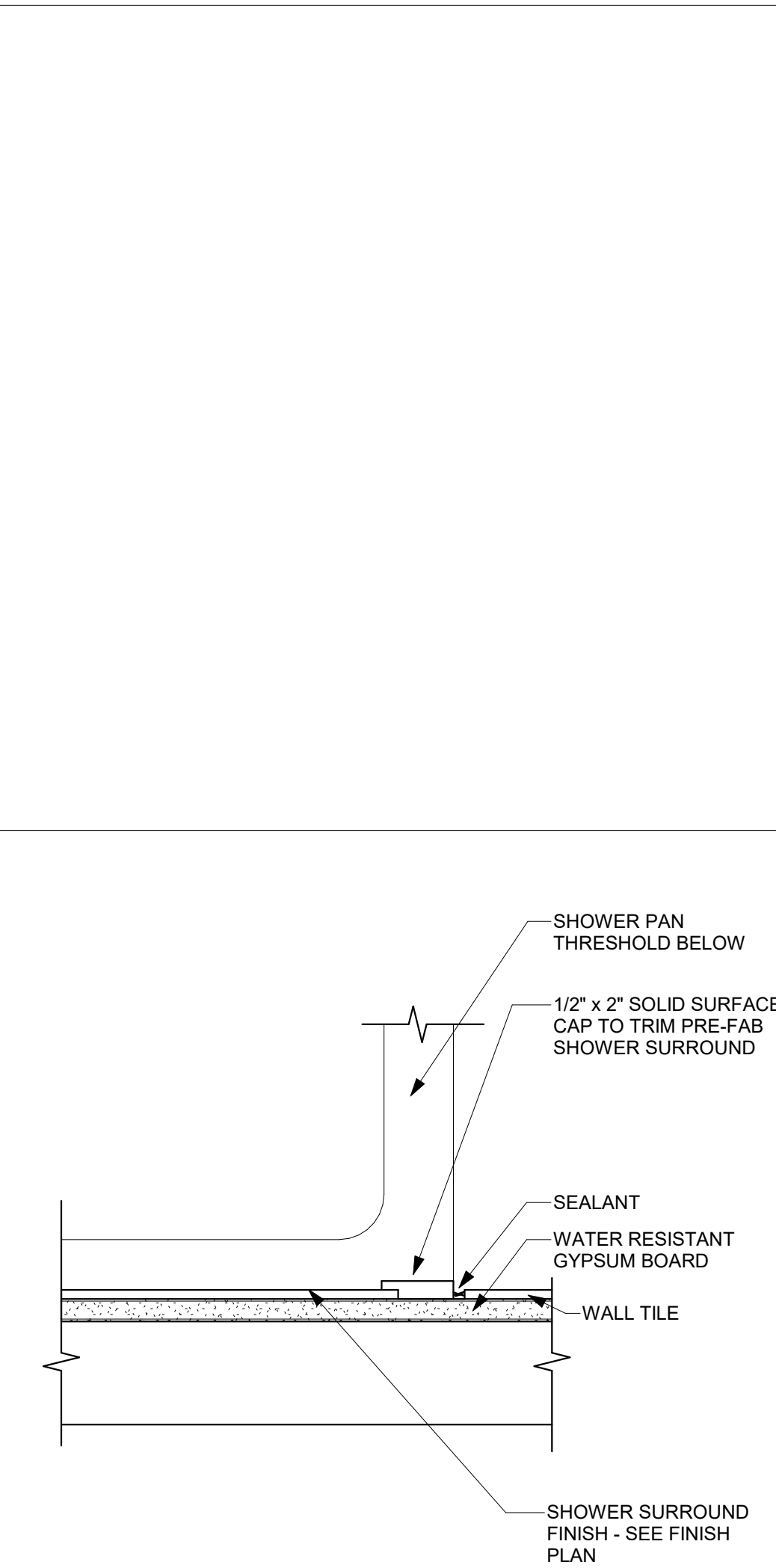
42 TILE WAINSCOT PATTERN
SCALE: 3/4" = 1'-0"



43 PARTITION BRACING-FULL HEIGHT
SCALE: 3" = 1'-0"



44 NON-BEARING PARTITION BRACING
SCALE: 3" = 1'-0"



52 SHOWER WALL (PLAN)
SCALE: 3" = 1'-0"

SECTION 00 21 13.1
Contractor RFC Form

CONTRACTOR REQUEST FOR CLARIFICATION
PROJECT: MADERA COUNTY RIVERSTONE FIRE STATION

Requests for clarification of the plans and specifications regarding this project shall be submitted on this form. Any change or clarification of the project plans and specifications shall be in the form of a written addendum issued to plan holders of record.

Contractors requesting clarification shall complete the following:

FIRM NAME: KYA Services LLC.

SENDER/CONTACT NAME: Nicholas Gutierrez

MAILING ADDRESS: 7388 N. Remington Ave. Ste. 101

ZIP CODE: 93711 BUSINESS PHONE: (559) 900-2109

EMAIL: nicholas.gutierrez@theyyagroup.com

Type or print questions below and email form to:
jorge.mendoza@maderacounty.com and ricky.arredondo@maderacounty.com

Sheet #09 30 00 & 03 35 11 Detail #: _____ Specification Section #: _____

Could you please confirm whether the restroom base is to be tile base or aluminum cove base?
(If tile base is required, please note that the available cove base size is 6"x24")

Could you please confirm if any wall base is required in the area with sealed concrete?
If yes could you please confirm what type of bas should be used.

This form may be removed from the project specifications and/or reproduced as needed.

Date Received: _____ Time Received: _____ am / pm RFC Number: 10

RESPONSE:

Provide 6" x24" tile cove base at Restroom 113. Provide Schluter Cove-shaped profile at the base of wall tile at App Bay Restroom 107.

Darin Cabral 6/4/26

Madera County Fire Riverstone Station

Four Fold Doors 083513

RFI#1

To: Madera County/ RRM Design

Initiated: 5/28/26

QUESTION:

We have some conflicts with the mounting details on the four fold doors and the specs. Drawing A921 details 21 and 22 show the four fold door with a HSS tube frame. The Door Engineering model FF 300 comes standard with a tubular frame on the header and jamb. This is a pre-hung frame from the factory. We would anchor our frame directly into the concrete block as is the most typical installation method. From what I can tell, the drawings are showing the HSS frame being provided as a structural component and the intention is that we will mount our door to the provided HSS steel. Does the building require the HSS steel Columns and header in the detail for structural purposes or is it solely provided as a mounting surface for the doors?

On top of all that, the specification 083513 2.01 A. 1. Calls for the Door Engineering Model FF30, which does not come with a tube frame but comes with an angle frame. This model can also be mounted directly to the block wall as well. I have attached a sample drawing to show you the detail.

In the specification 083513 2.04 C the spec again calls out for a surface mount tube frame which contradicts the Model FF30 and conflicts with the detail drawings on A921.

Resolution:

We can provide either model, FF30 or FF300 and Madera would get a wonderful Four fold door that would last. I would recommend that the county clarify if the HSS steel tubes are necessary for structural reasons and if not, delete them. We can mount either model to the concrete block. Then please clarify which model four fold door you are looking to have us supply. Both are good options and we can assist in determining what is best for this client and job. We installed the four fold doors on Madera FS 58.

HSS tube steel denoted in the details and on the plans are required by the Structural Engineer. The intent is to mount the folding door to the HSS tubes steel in the field. Section 08 3512 2.01(C) has been updated to reflect model FF30 with angle frame.

Darin Cabral 6/4/26

**Section 08 35 13
Four-Fold Doors**

PART 1 GENERAL

1.01 SECTION INCLUDES

- A. A complete assembly of powered four-fold doors with powered operator complete including door sections, guides, hardware, operators, controls, and installation accessories.

1.02 RELATED REQUIREMENTS

- A. Section 04 22 00 - Concrete Unit Masonry
- B. Section 05 12 00 - Structural Steel Framing
- C. Section 08 80 00 - Glazing
- D. Section 26 05 00 - Common Work Results for Electrical

1.03 REFERENCE STANDARDS

- A. AISC (MAN) - Steel Construction Manual; 2023, with Errata (2025).
- B. ASTM A36/A36M - Standard Specification for Carbon Structural Steel; 2019.
- C. ASTM A48/A48M - Standard Specification for Gray Iron Castings; 2022.
- D. ASTM A500/A500M - Standard Specification for Cold-Formed Welded and Seamless Carbon Steel Structural Tubing in Rounds and Shapes; 2023.
- E. ASTM A513/A513M - Standard Specification for Electric-Resistance-Welded Carbon and Alloy Steel Mechanical Tubing; 2025.
- F. ASTM A1011/A1011M - Standard Specification for Steel, Sheet and Strip, Hot-Rolled, Carbon, Structural, High-Strength Low-Alloy, High-Strength Low-Alloy with Improved Formability, and Ultra-High Strength; 2025.

1.04 SUBMITTALS

- A. Product Data: Provide data on door operation, hardware and accessories, electric operating components, colors and finishes available.
- B. Shop Drawings: Indicate opening sizes, details of supports, static and dynamic loads, adjacent construction and finish trim, and stacking sizes. Include wiring diagrams for coordination with electrical trade.

- C. Samples: Submit two samples of full manufacturer's color range for selection of colors.
- D. Maintenance Data: Describe cleaning materials detrimental to vinyl fabric surfaces and hardware finish. Include recommended cleaning methods, cleaning materials, and stain removal methods.

1.05 QUALITY ASSURANCE

- A. Manufacturer Qualifications: Company specializing in manufacturing products specified in this section with minimum 10 years documented experience.
- B. Installer Qualifications: Company specializing in performing work of the type specified and with at least three years of documented experience.

PART 2 PRODUCTS

2.01 MANUFACTURERS

- A. Folding Doors Manufacturers:
 - 1. Door Engineering and Manufacturing; www.doorengineering.com (Basis of Design)
 - a. Model FF30 **Edge**
 - 2. Bator North America; www.bator.com
 - 3. International Door, Inc.; international-door.com

2.02 DESIGN CRITERIA

- A. Design doors to withstand horizontal wind loads in closed position as indicated on the structural drawings or a minimum of 25 pounds per square foot positive and negative wind load. Maximum deflection under full design load shall be 1/120 of the span. Fiber stress in main members shall be limited to 27,000PSI. Steel frames shall be designed in accordance with "AISC Steel Construction Manual" AISC (MAN)

2.03 MATERIALS

- A. Steel Tubing, Electric Welded: ASTM A513/A513M
- B. Steel Tubing, Structural Welded: ASTM A500/A500M Grade B
- C. Structural Shapes and plates: ASTM A36/A36M
- D. Castings, Cast Iron: ASTM A48/A48M
- E. Face Sheets: Steel sheet metal, flat, hot rolled, 14 gauge minimum ASTM A1011/A1011M
- F. Glazing: Tempered. Refer to 08 80 00 - Glazing for additional requirements

2.04 DOOR MATERIAL AND CONSTRUCTION

- A. Door frame shall be a minimum of 11-gauge structural steel tube.

- B. Door leaves shall be faced on the exterior side with 14-gauge sheet steel welded to stiles, rails and bracing members from the inside. There shall be no exposed welds on exterior panels. All exterior doors shall be fully insulated with thermal insulation, full thickness of panel: door shall be covered on the inside with 14-gauge sheet steel welded to stiles, rails and bracing members. All interior welds are to be ground smooth
- C. Surface Mounted **Tube** Frame: Manufacturer shall supply pre-hung **tube** frame system, designed to anchor to structural support OR masonry as provided per project documents. All hinges, track supports and operator supports shall be weld attached at the factory.
- D. Hardware: Hardware shall include guide tracks and brackets, trolleys, center guides, not less than three pairs of jamb and fold hinges per opening, and all bolts, nuts, fasteners, etc. necessary for complete installation and operation.
 - 1. All hardware, including hinges and trolleys, shall be bolted to the panel for easy removal for service or panel replacement.
 - 2. Doors up to 16' wide and under 30psf windload shall require no floor mounted supports, guides or tracks.
 - 3. Top tracks shall be adjustable on the end track hangers to allow for adjustment of the door panels in the open position and easily replaceable without removal of the door framing or operators.
- E. Hinges: Jamb hinges shall be dual shear and have two thrust bearings and two needle bearings. Fold hinges shall be stainless steel and be dual shear with two thrust bearings. All bearings shall be completely concealed within the hinge barrel and include grease zerks. All hinge pins shall be minimum 3/4" diameter hardened steel.
- F. Hinge Guards: Provide plastic guards at jamb hinges to prevent access through hinge space.
- G. Vision Panels: Provide 1" insulated, tempered, vision panels of the size, shape and location as noted on the drawings.
- H. Weather stripping shall be provided and installed along the bottom of each leaf and at vertical joints of leaves at centerline, to provide a substantially weather tight installation. Weather strip material shall be cloth inserted neoprene adjustable and readily replaceable.
- I. Finish:
 - 1. Door Panels and **Tube** Frames shall be factory finished with manufacturer's standard epoxy primer and polyurethane top coat. Color as selected by architect using "RAL" standard.
 - 2. Operator and operating hardware shall be powder-coated manufacturer's standard neutral color.

2.05 OPERATOR

- A. Four fold door shall be operated by an overhead mounted electro-mechanical drive unit, designed for heavy duty high cycle operation. Operator consists of a single electric geared brake motor, and rotating drive arm. The door shall be operated with connecting rods attached to the rotating drive arm on the operator and to control arms attached to the jamb door sections and to the door lintel. The connecting rods shall be positive drive, keeping the door under firm

control at all times. The connecting rods shall be fitted with spherical bearings and control arms shall be fitted with permanently lubricated ball bearings

1. Operator shall open and close door with smooth acceleration and deceleration, easily and quietly without jarring under all conditions of wind pressure.
 2. Operator shall be adjustable to allow door to clear the opening.
 3. Operator shall automatically lock the door in the closed position.
 4. Operator shall be equipped with disconnect mechanism to convert to freewheeling mode for manual operation.
 5. Motor, brake, and open and close limit switches are to be factory mounted and pre-wired to a terminal block in a NEMA 12 enclosure mounted on door operator. All materials necessary for the pre-wired assembly shall conform to J.I.C. electrical standards for equipment and connections. The door contractor shall furnish and install the electric door operator including the motor, with "open-close" limit switches, hand chain disconnect switched, solenoid, brake, all pre-wired to a terminal box mounted adjacent to the motor.
- B. Electric motor shall be of sufficient size to operate doors under normal operating conditions at no more than 75 percent of rated capacity. The motor shall be wound for three phase 208/230/480 VAC, 60 Hertz operation. Motor shall be totally enclosed, ball bearing, and continuous duty and of capacity sufficient to operate the door at specified speed without exceeding a temperature rise of 55 degrees Celsius. Braking device to be operated automatically by a solenoid and be adjustable to suit the requirements of the door.
1. Voltage: To match voltage provided - refer to electrical panel schedule.
- C. Electric Controls: Controls shall be furnished by the door manufacturer and shall be complete for each door, and built in accordance with the latest NEMA standards. Incoming electrical shall be as indicated on the Electrical Drawings.
1. Controls shall include a programmable logic controller with digital message display or LED indicators. Controller shall include programmable close timers and programmable inputs/outputs.
 2. Motor starters shall be magnetic reversing, factory wired with overload and under voltage protection, and equipped with mechanical interlocks. All control components shall be enclosed in one enclosure with a wiring diagram placed on the inside of the cover.
 3. If incoming voltage is single phase, control panel shall include a variable frequency drive to convert voltage to 3-phase for the motor
 4. Enclosures shall be NEMA 4 with disconnect switch.
 5. Pushbuttons (interior) for each door shall have one (1) momentary pressure three-button push-button station marked "OPEN", "CLOSE" and "STOP".
 - a. Push button controls shall be recessed NEMA 1.
 - b. Push button controls shall be permanently labeled to identify which door they operate.
 6. System shall include a master push button station with pushbutton controls for each door contained in a single enclosure.
 - a. Face plate to be #304 stainless steel
 - b. Labels for each door to be laser etched and painted.
 - c. Push button controls shall be recessed NEMA 1.
 - d. Push button controls shall be permanently labeled to identify which door they operate.
 7. Limit switches shall be provided to stop the travel of the door in its fully open or fully closed position.
 8. Safety edges: Provide electric safety edges on leading edge of all doors to reverse door upon contact with obstruction.

9. Photo eyes: Provide (1) exterior, jamb mounted, thru-beam type photo eyes, NEMA 4 rated.
10. Presence Sensor: Provide (1) interior, overhead mounted, presence sensor with active infrared and adjustable field at each door.
11. Radio Controls: Provide one (1) radio receiver and (2) single button remotes per door. Remotes to open and close doors with single button.
12. Safety Detectors: Provide “safety” detector to reverse or hold the door open when obstruction is detected.
13. Timer Activation Loop Detectors: Provide “pulse on exit type” loop detector to activate auto close timer once loop has been activated and cleared, include hand/auto switch to deactivate timer.
14. Wiring: Door manufacturer shall supply controls and components only. Electrical contractor shall install controls and furnish and install conduits and wiring for jobsite power and control wiring.
15. Doors shall cycle open and closed in minimum acceptable time as specified by County. In event of operator failure, the operator should have means of disconnection for manual operation of the door.

PART 3 EXECUTION

3.01 EXAMINATION

- A. Verify existing conditions before starting work.
- B. Verify that field measurements are as indicated.

3.02 INSTALLATION

- A. Install door in accordance with manufacturer's instructions.
- B. Fit and align door assembly level and plumb.
- C. Lubricate moving components.

3.03 ADJUSTING AND CLEANING

- A. Adjust door to provide smooth operation from closed to full open position.
- B. Visually inspect door in fully closed position for light leaks to identify a potential acoustical leak, and adjust to achieve light tight seal.
- C. Clean surfaces and repaint abraded or damaged finished surfaces to match factory applied finish.

3.04 CLOSEOUT ACTIVITIES

- A. Demonstrate operation of door and identify potential operational problems.

END OF SECTION

Whitney Cornish-Woods

From: Jorge Mendoza <Jorge.Mendoza@maderacounty.com>
Sent: Thursday, May 28, 2026 12:48 PM
To: Darin Cabral; Cameron Wire; Whitney Cornish-Woods
Cc: Ricky Arredondo
Subject: FW: Madera County Riverstone Fire Station

FYI.



Jorge Mendoza | Senior Project Manager

COUNTY ADMINISTRATION

200 W. 4th Street, Suite 4200, Madera, CA 93637

Office: (559) 675-7703 Ext. 2266



From: Wright, Austin <Austin.Wright@bayalarm.com>
Sent: Thursday, May 28, 2026 11:50 AM
To: Jorge Mendoza <Jorge.Mendoza@maderacounty.com>; Ricky Arredondo <Ricky.Arredondo@maderacounty.com>
Subject: Madera County Riverstone Fire Station

CAUTION: This email originated from outside of the organization. Do not click links or open attachments unless you validate the sender and know the content is safe. Please use the Phish Alert Button to report this email if suspicious. If the Phish Alert Button is not available please forward this email to "phish" if you believe this email is suspicious.

Good Morning,

We are interested in bidding on the fire alarm for this project. While looking through the documents, we had a question about the deferred submittals. Will there be finished sprinkler plans by the bid date?

Thank you,



Austin Wright

Commercial Sales Representative

Bay Alarm Company

9716 W Grove Ave | Visalia, CA 93291

(209) 238-5101

Response: Fire sprinkler plans and calculations will be design/build through the selected sub-contractor. These plans will be submitted as a separate permit and processed by the GC and sub-contractor.

Darin Cabral 6/1/26

Whitney Cornish-Woods

From: Jorge Mendoza <Jorge.Mendoza@maderacounty.com>
Sent: Thursday, May 28, 2026 12:49 PM
To: Cameron Wire; Whitney Cornish-Woods; Darin Cabral
Cc: Ricky Arredondo
Subject: FW: Riverstone Fire Station
Attachments: image009.wmz

FYI.



Jorge Mendoza | Senior Project Manager

COUNTY ADMINISTRATION

200 W. 4th Street, Suite 4200, Madera, CA 93637

Office: (559) 675-7703 Ext. 2266



From: Estimating <Estimating@calvalleyconstruction.com>
Sent: Thursday, May 28, 2026 12:07 PM
To: Jorge Mendoza <Jorge.Mendoza@maderacounty.com>; Ricky Arredondo <Ricky.Arredondo@maderacounty.com>
Subject: Riverstone Fire Station

CAUTION: This email originated from outside of the organization. Do not click links or open attachments unless you validate the sender and know the content is safe. Please use the Phish Alert Button to report this email if suspicious. If the Phish Alert Button is not available please forward this email to "phish" if you believe this email is suspicious.

Hello,

I am planning to bid on this project as a subcontractor performing utilities & earthwork, and I am in need of the standard specs and drawings for the **ROOT CREEK WATER DISTRICT**. Do you happen to have a contact with that district?

Construction Note 24 on sheet C-1 states the sewer, water, & SD facilities are to be constructed per RCWD standards.

Thank you,

Bobby Watkins

Bobby Watkins | Jr. Estimator



CA Contractor's License No. 873800-A General Engineering
CPUC Certified WBE [VON: 9LS00170]

Email \ estimating@calvalleyconstruction.com

Tel\ 559.274.0300 | Fax\ 559.274.0311

5125 N. Gates Ave., Suite 102 | Fresno, CA 93722-6414

www.calvalleyconstruction.com



Link to Root Creek Standards:

<https://rootcreekwd.com/wp-content/uploads/2026/05/RCWD-Standard-Specifications-May-2026.pdf>

Craig Roberts 6/1/26

SECTION 00 21 13.1
Contractor RFC Form

CONTRACTOR REQUEST FOR CLARIFICATION
PROJECT: MADERA COUNTY RIVERSTONE FIRE STATION

Requests for clarification of the plans and specifications regarding this project shall be submitted on this form. Any change or clarification of the project plans and specifications shall be in the form of a written addendum issued to plan holders of record.

Contractors requesting clarification shall complete the following:

FIRM NAME: Mark Wilson Construction

SENDER/CONTACT NAME: Daniel Tovar

MAILING ADDRESS: 4599 E Clinton Ave

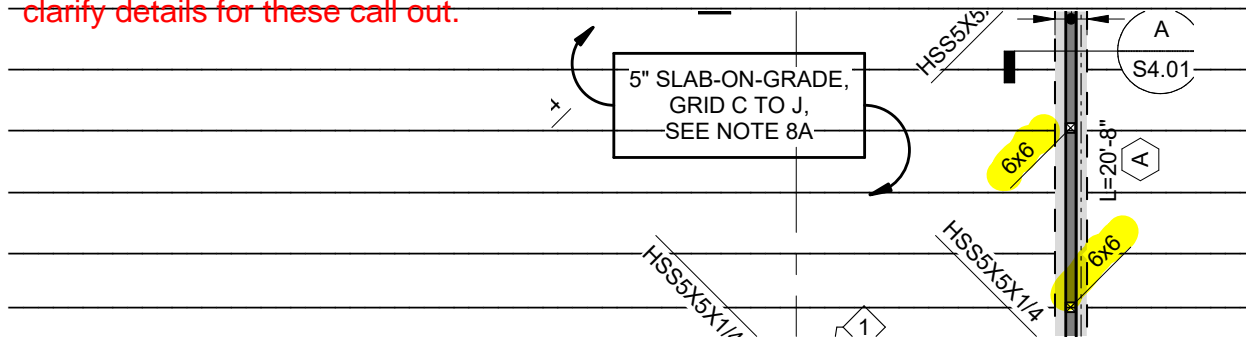
ZIP CODE: 93727 BUSINESS PHONE: (559) 348-0421

EMAIL: Daniel@markwilsonconstruction.com

Type or print questions below and email form to:
jorge.mendoza@maderacounty.com and ricky.arredondo@maderacounty.com

Sheet #: S2.01 Detail #: _____ Specification Section #: _____

There are several 6X6 post notations. Please clarify details for these call out.



This form may be removed from the project specifications and/or reproduced as needed.

Date Received: _____ Time Received: _____ am / pm RFC Number: _____


RESPONSE:

The typical 6x6 post in wall is per 6/S1.05, UNO. See bid Addendum 3 for further clarification.

--

Derek Anderson, CSEG

6/3/26



THE INCLUDED DRAWINGS, SPECIFICATIONS, IDEAL DESIGNS AND ARRANGEMENTS REPRESENTED HEREIN ARE AND SHALL REMAIN THE PROPERTY OF RRM DESIGN GROUP. ANY REUSE OR REPRODUCTION OF THESE DRAWINGS WITHOUT THE WRITTEN CONSENT OF RRM DESIGN GROUP, VISUAL CONTACT WITH THESE DRAWINGS OR REPRODUCTION OF THESE DRAWINGS WITHOUT THE WRITTEN CONSENT OF RRM DESIGN GROUP SHALL BE CONSIDERED A WAIVER OF RRM DESIGN GROUP'S RIGHTS. RRM DESIGN GROUP COPYRIGHT 2022. RRM IS A CALIFORNIA CORPORATION

RIVERSTONE FIRE STATION

PROJECT STREET ADDRESS
CITY, STATE, ZIP CODE

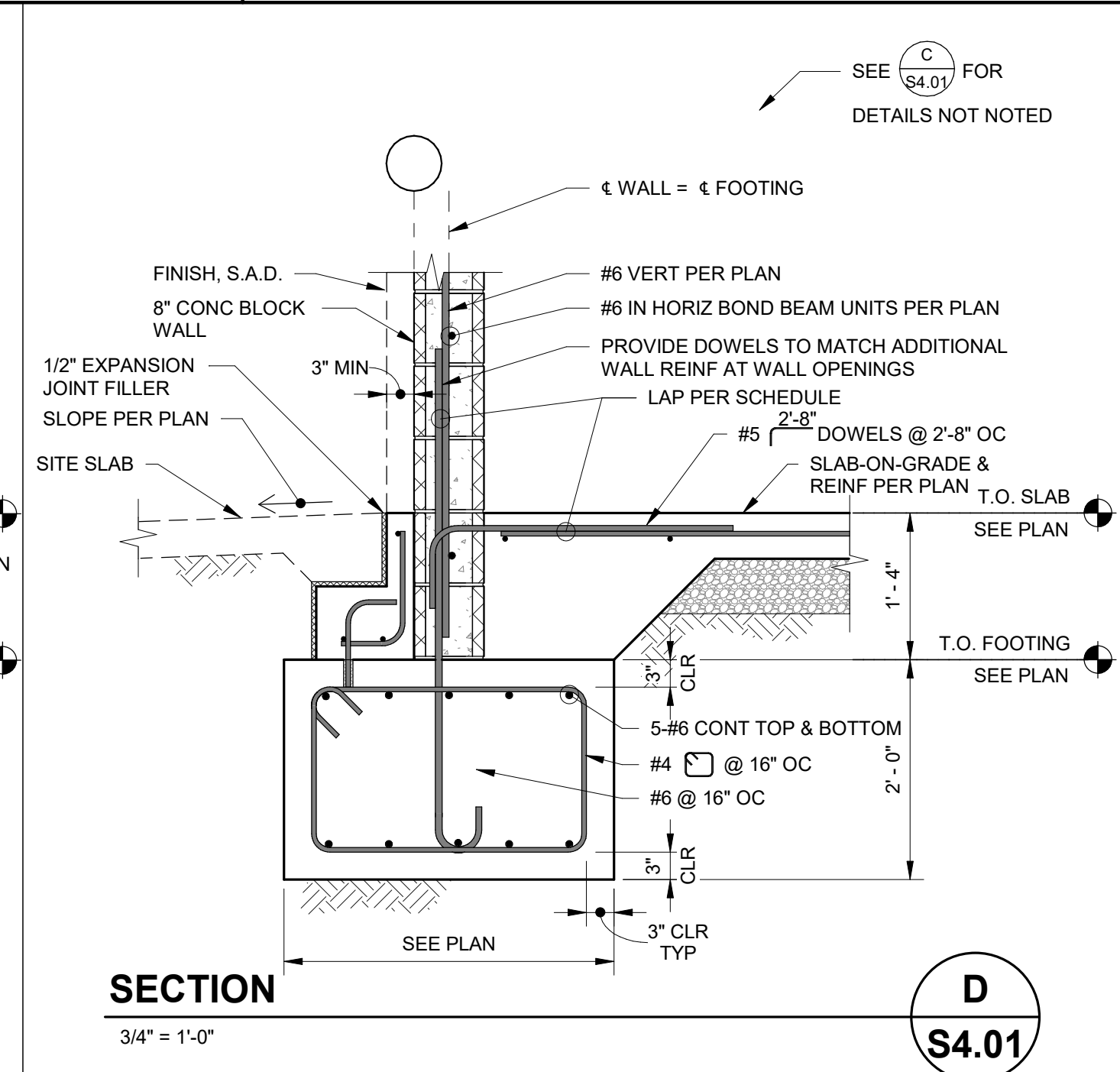
FOUNDATION DETAILS

BID ADDENDUM C

NO.	REVISION	DATE
△	BID ADDENDUM C	6/5/2026
△		
△		
△		
△		

PROJECT MANAGER DGL	
DRAWN BY MEW/DAA	CHECKED BY DGL
DATE 06/05/26	
PROJECT NUMBER 2021034	
SHEET	

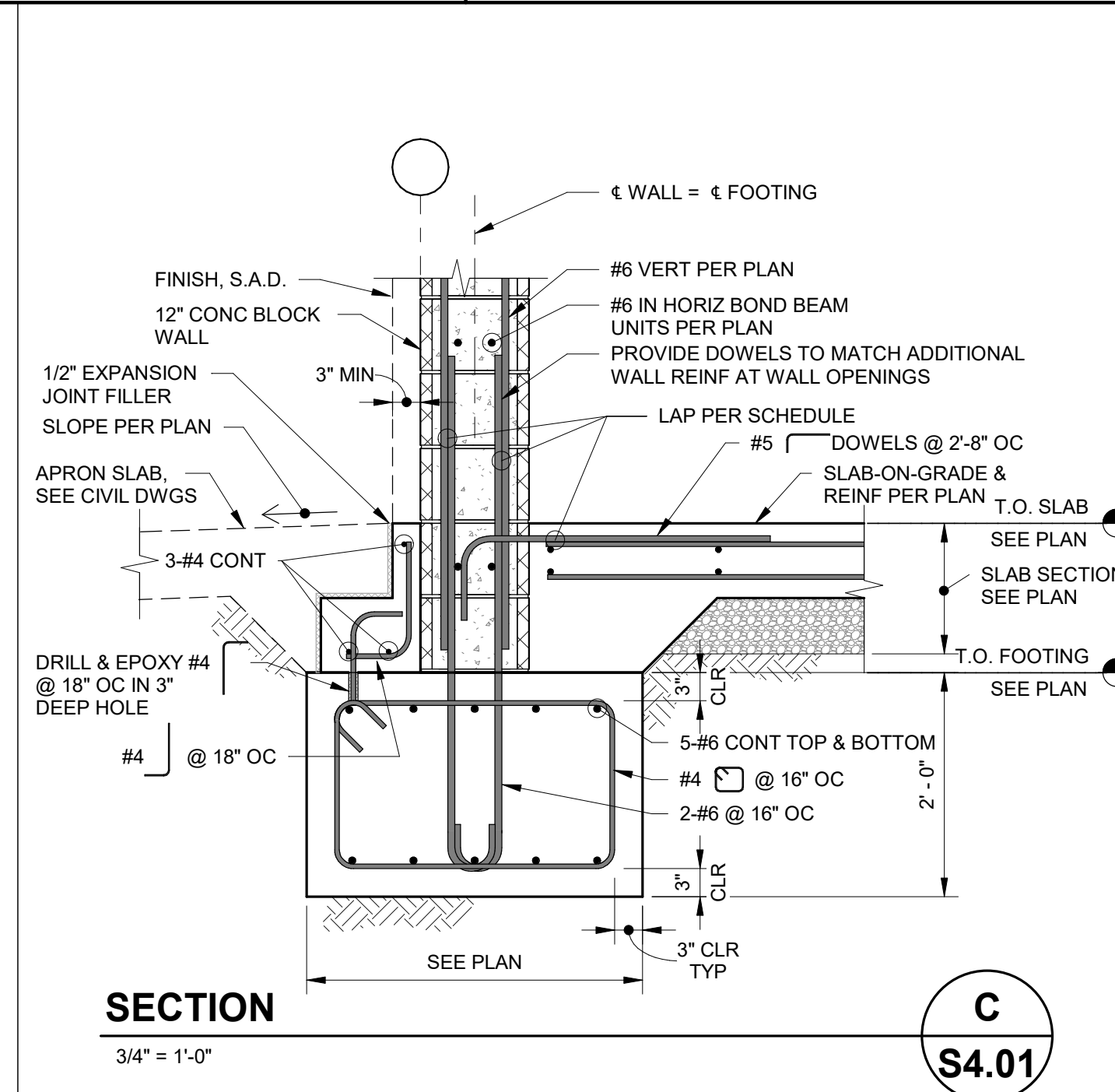
S4.01



SECTION D

3/4" = 1'-0"

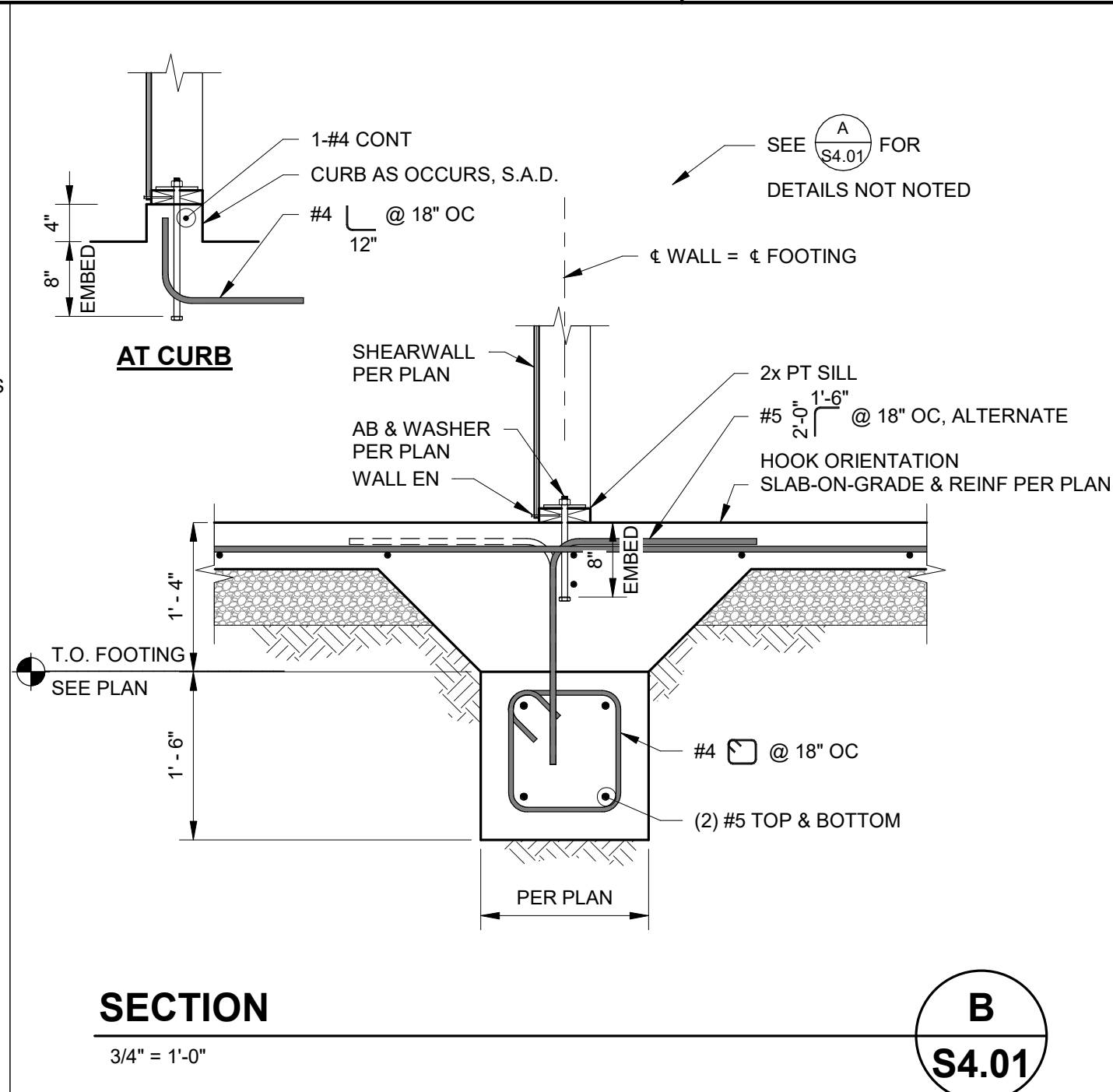
S4.01



SECTION C

3/4" = 1'-0"

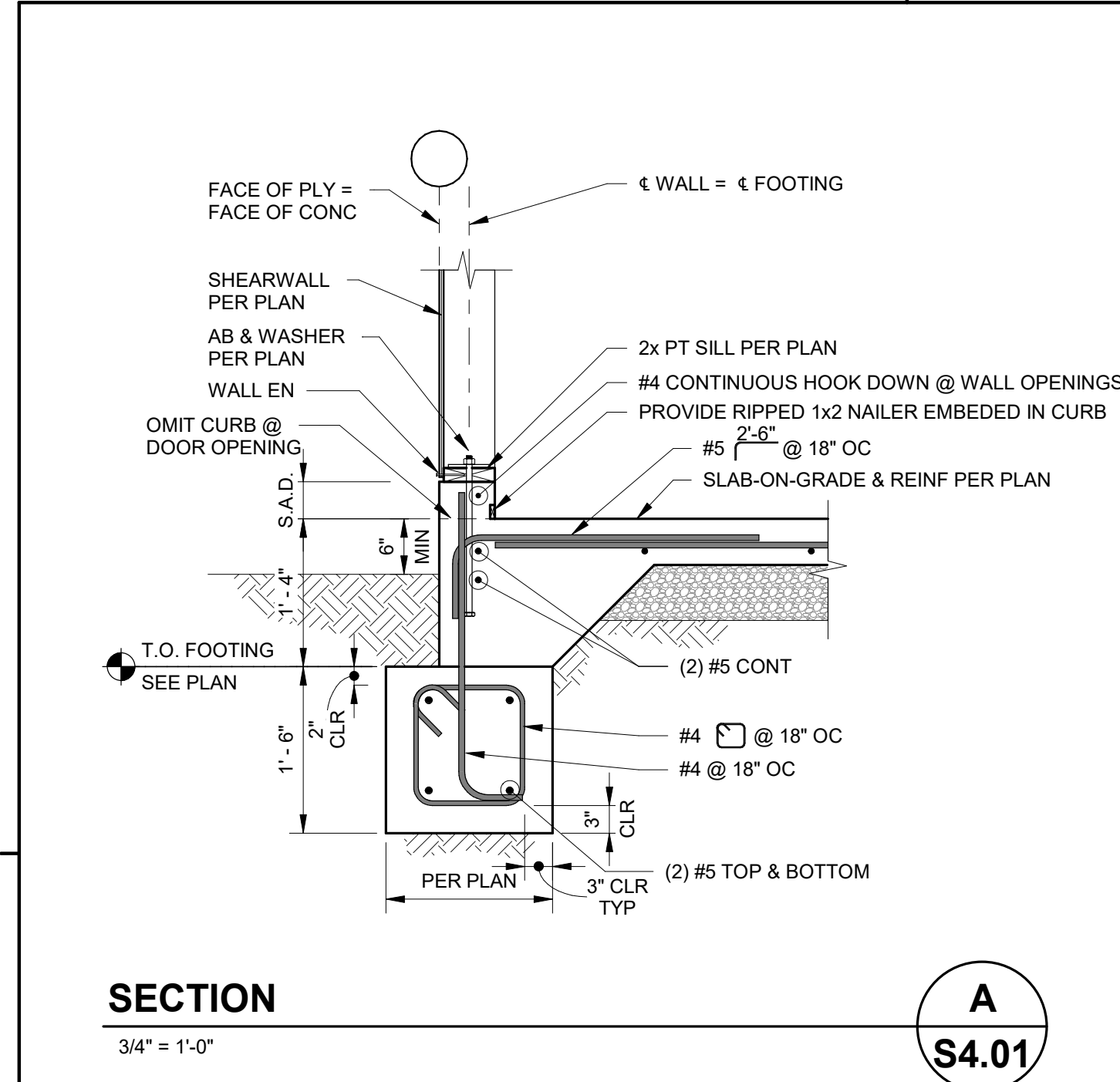
S4.01



SECTION B

3/4" = 1'-0"

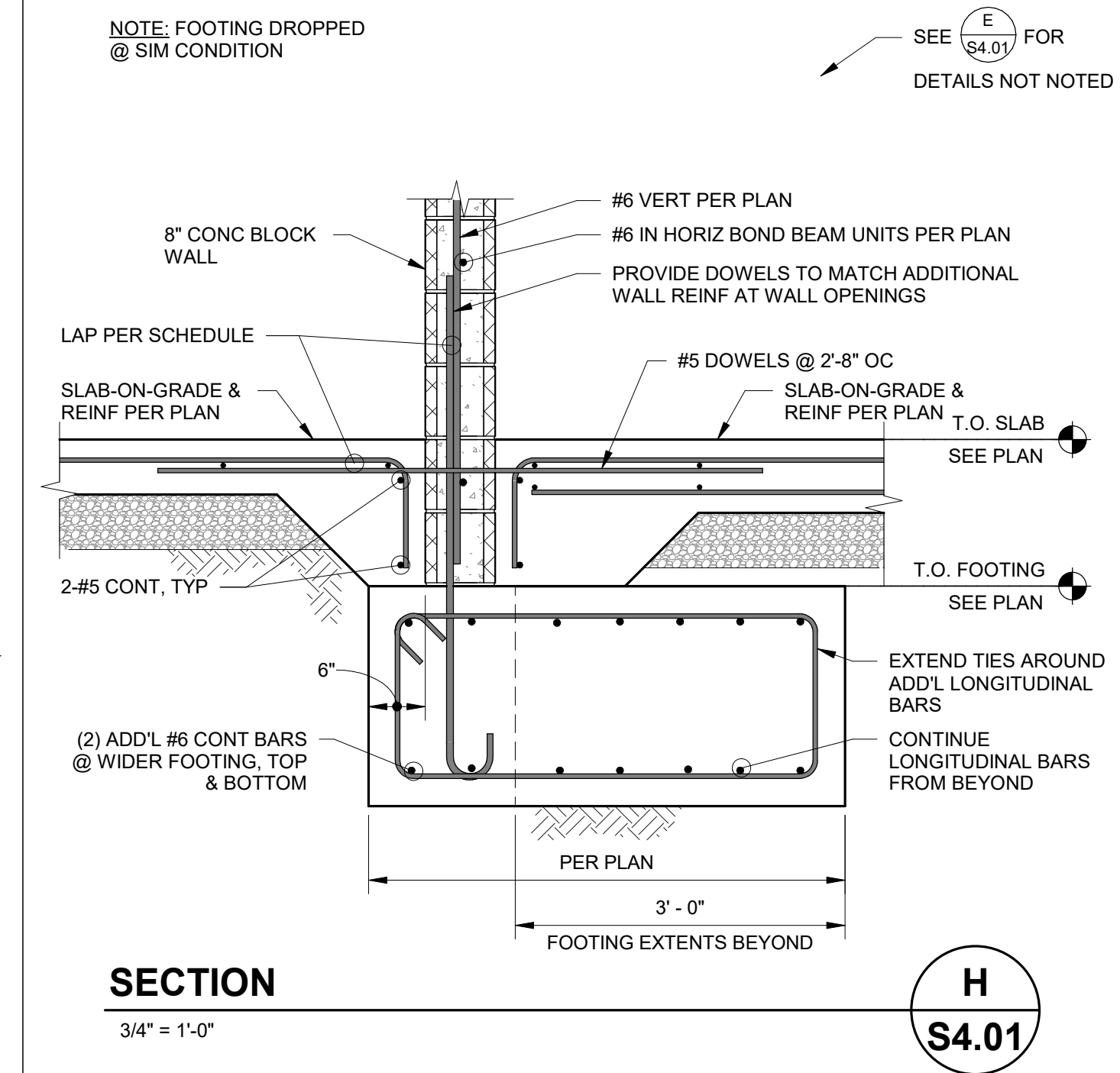
S4.01



SECTION A

3/4" = 1'-0"

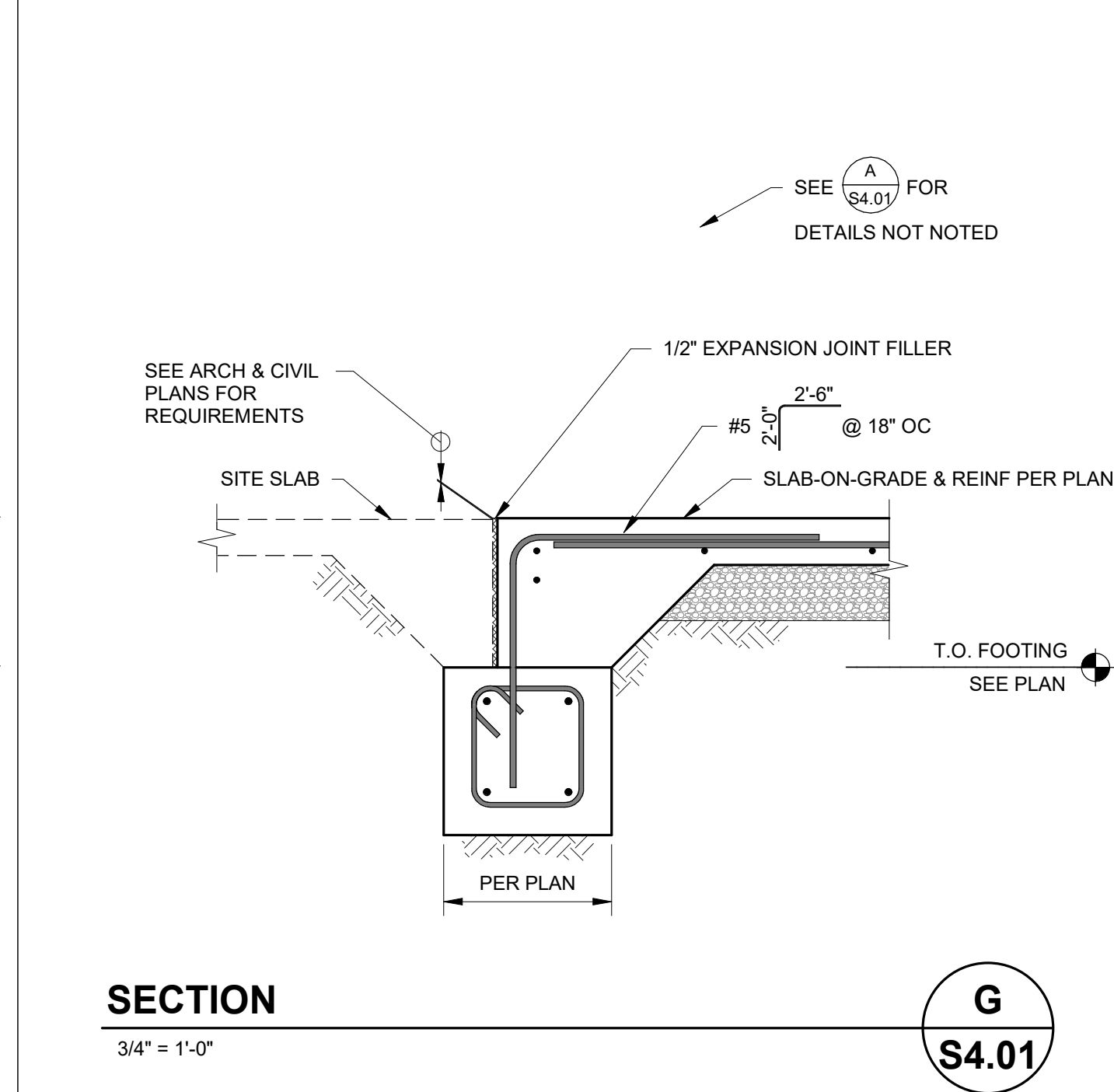
S4.01



SECTION H

3/4" = 1'-0"

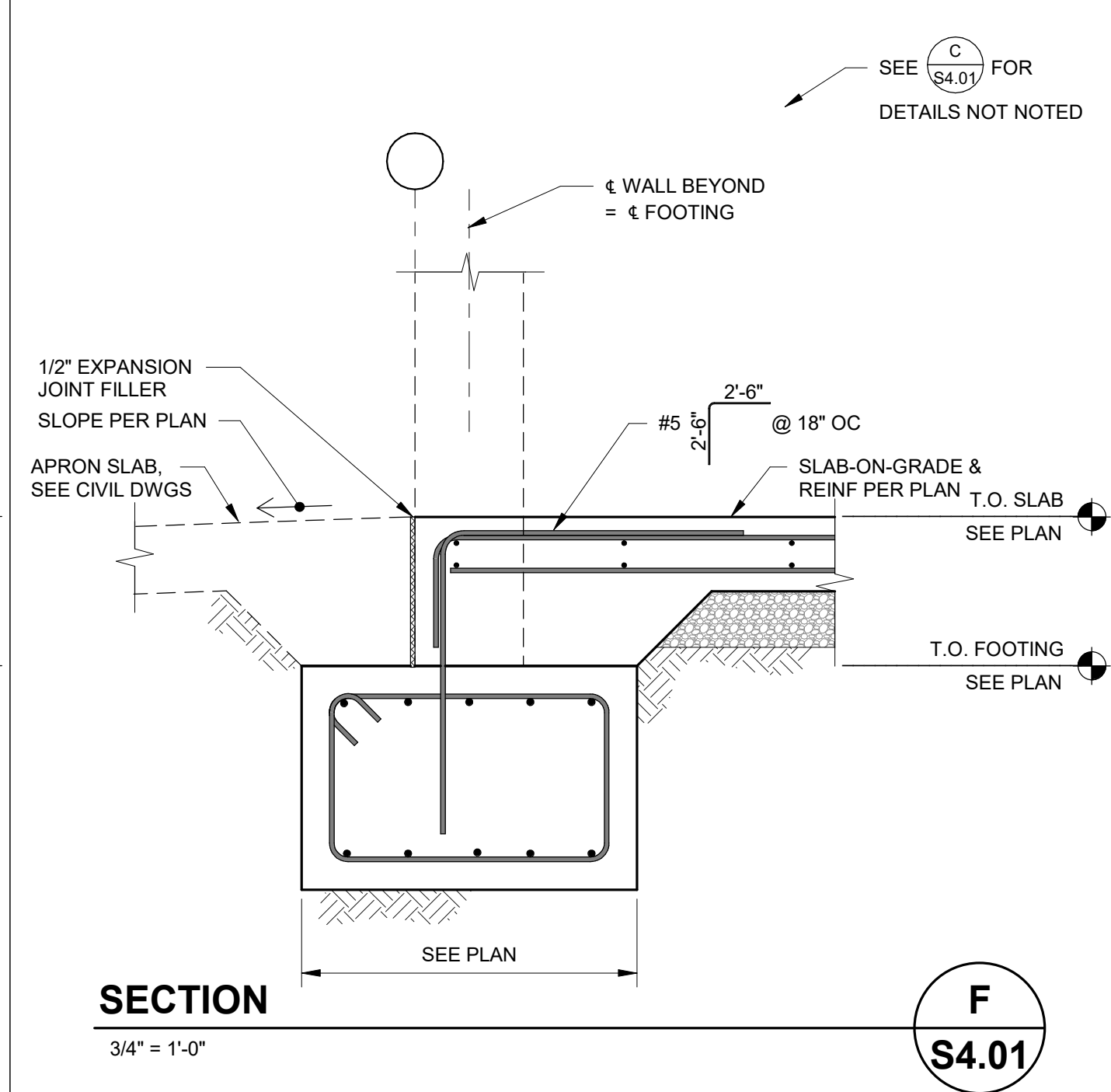
S4.01



SECTION G

3/4" = 1'-0"

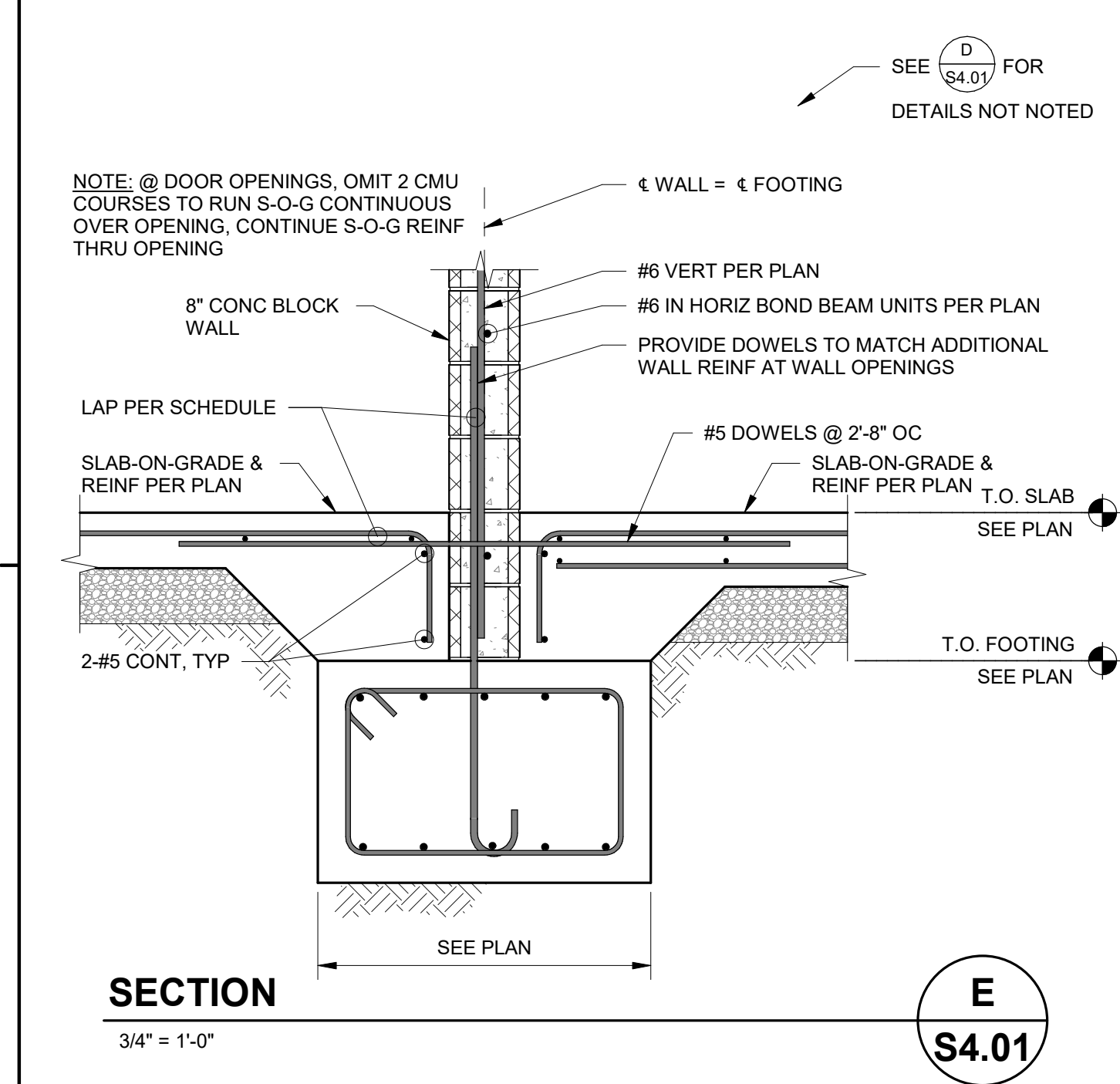
S4.01



SECTION F

3/4" = 1'-0"

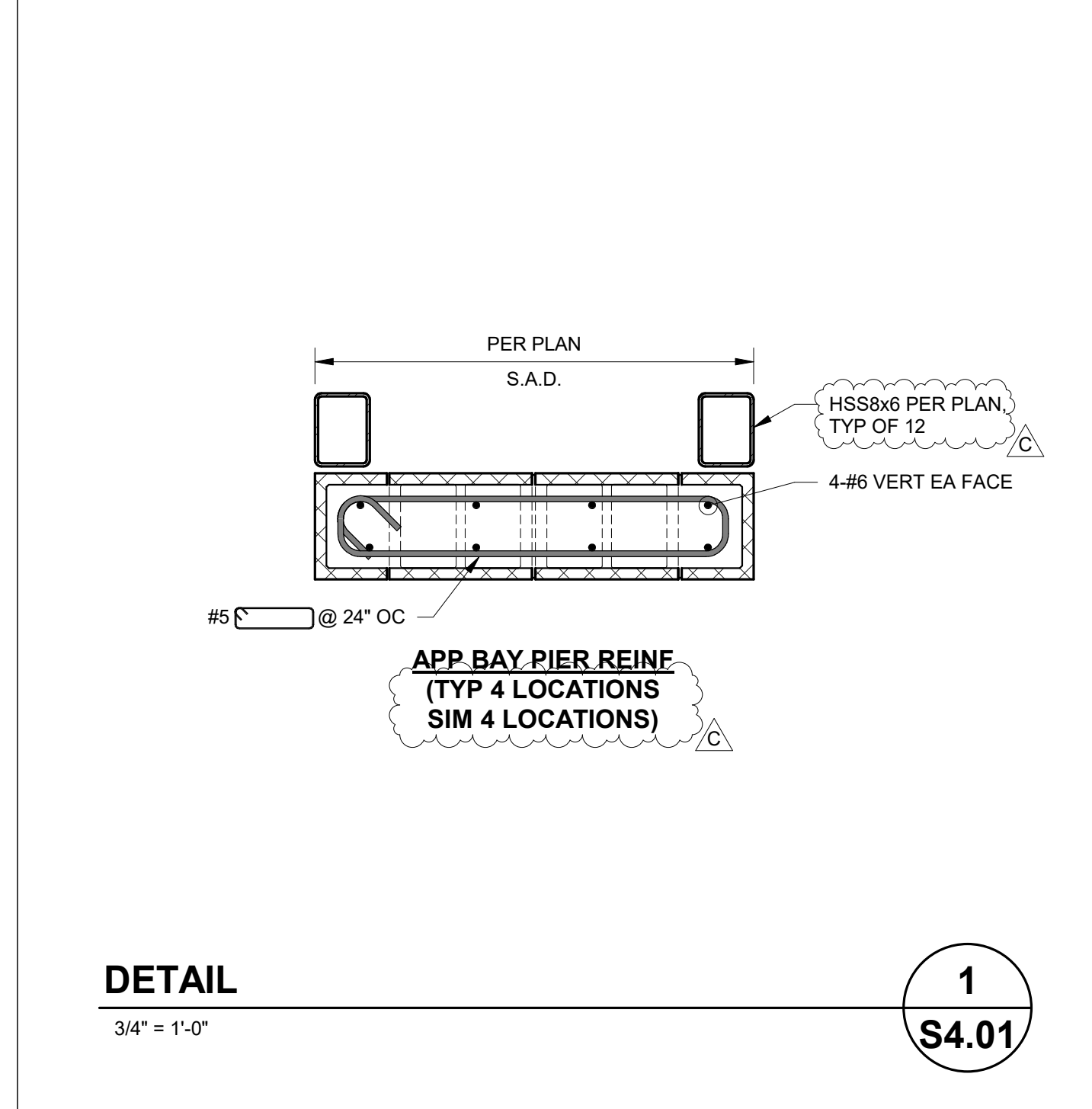
S4.01



SECTION E

3/4" = 1'-0"

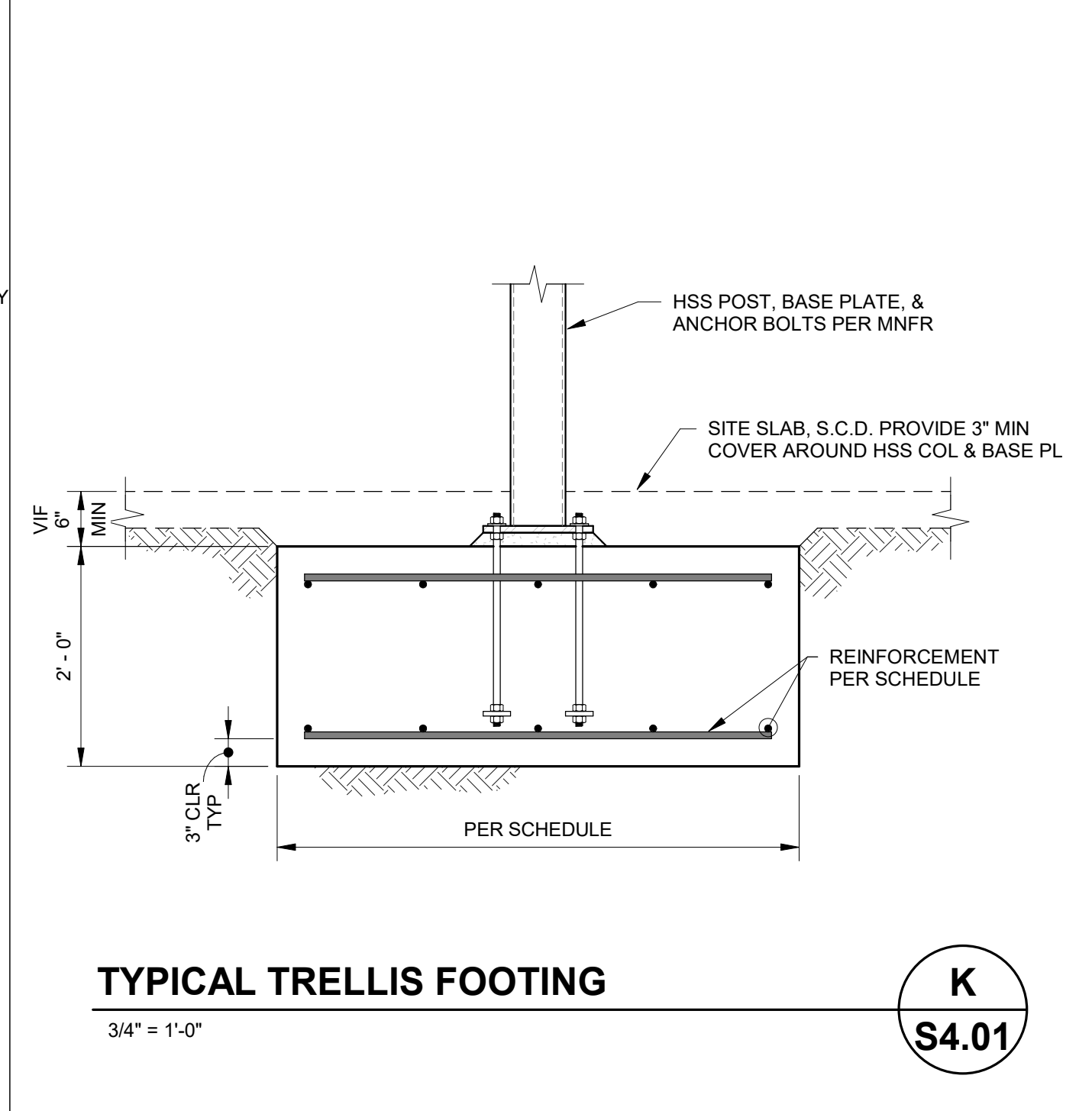
S4.01



DETAIL 1

3/4" = 1'-0"

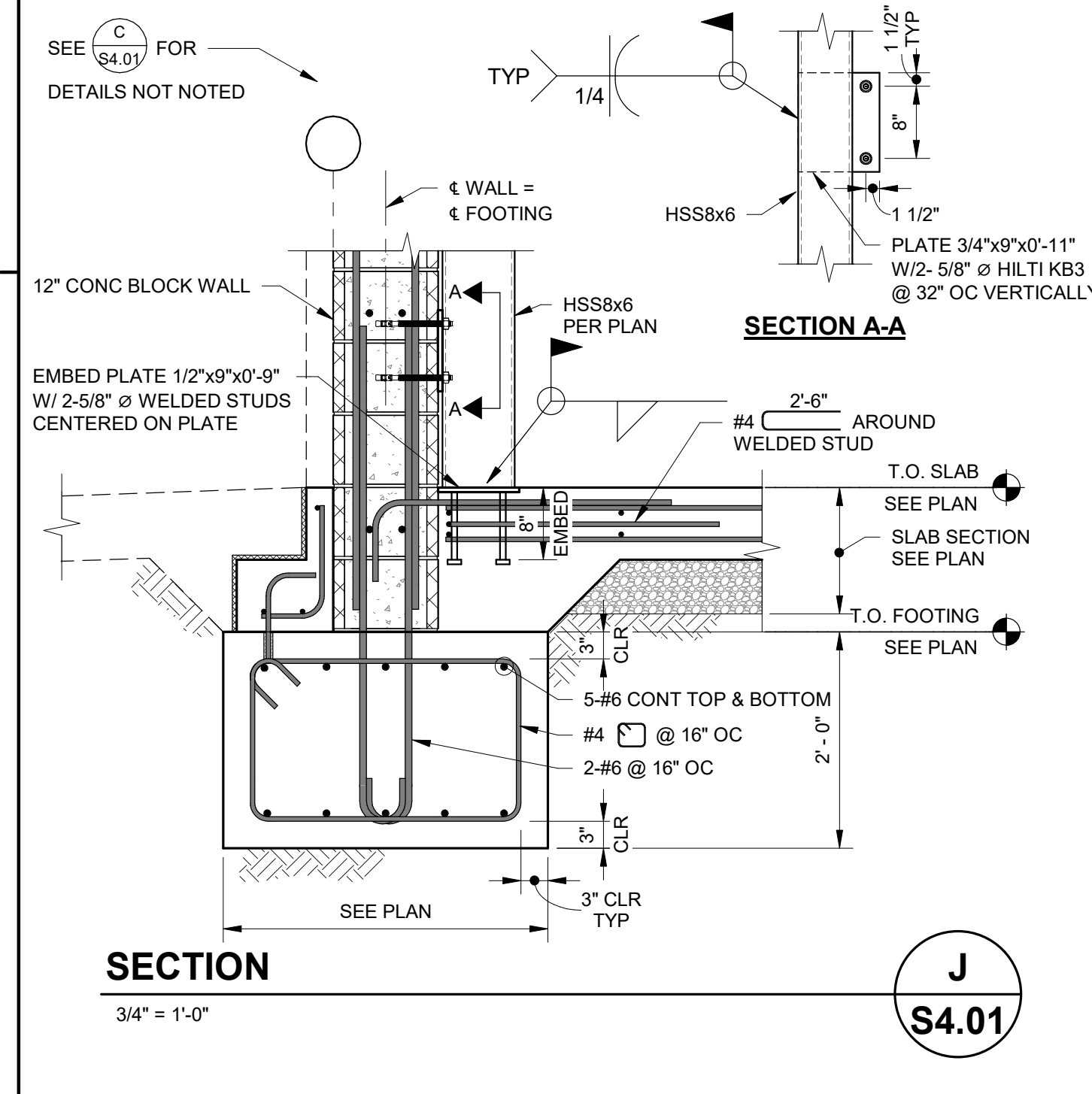
S4.01



TYPICAL TRELLIS FOOTING

3/4" = 1'-0"

S4.01



SECTION A-A

3/4" = 1'-0"

S4.01



THE INCLUDED DRAWINGS, SPECIFICATIONS, IDEAS, DESIGNS AND ARRANGEMENTS REPRESENTED HEREIN ARE AND SHALL REMAIN THE PROPERTY OF RRM DESIGN GROUP. NO PART OF THIS DRAWING SHALL BE REPRODUCED OR TRANSMITTED IN ANY FORM OR BY ANY MEANS, ELECTRONIC OR MECHANICAL, INCLUDING PHOTOCOPYING, RECORDING, OR BY ANY INFORMATION STORAGE AND RETRIEVAL SYSTEM, WITHOUT THE WRITTEN CONSENT OF RRM DESIGN GROUP. VISUAL CONTACT WITH THESE DRAWINGS OR SPECIFICATIONS SHALL NOT BE CONSIDERED AS A WAIVER OF RRM DESIGN GROUP'S RIGHTS. RRM DESIGN GROUP COPYRIGT 2022. RRM IS A CALIFORNIA CORPORATION

RIVERSTONE FIRE STATION

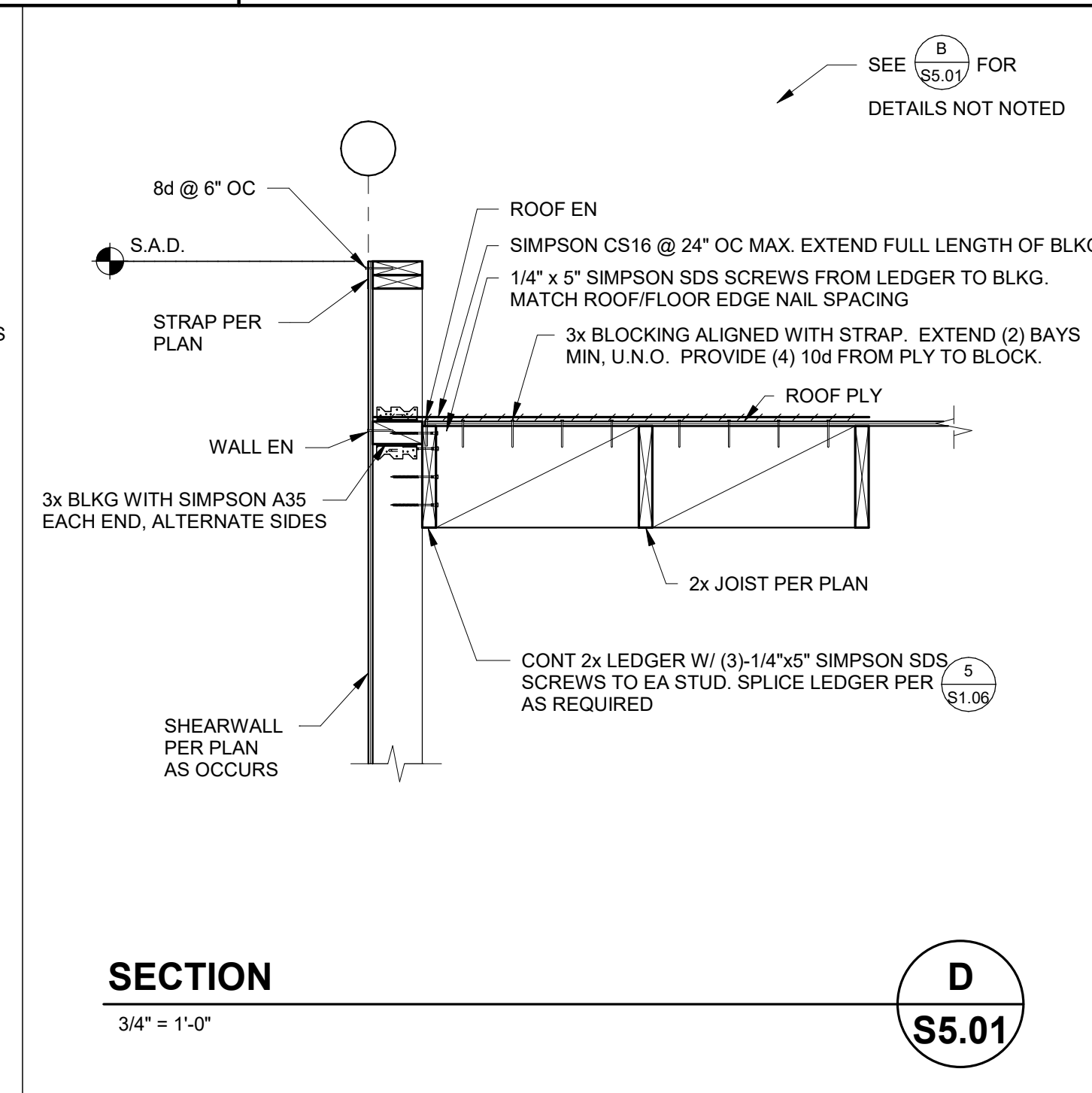
PROJECT STREET ADDRESS
CITY, STATE, ZIP CODE

FRAMING DETAILS No. 1

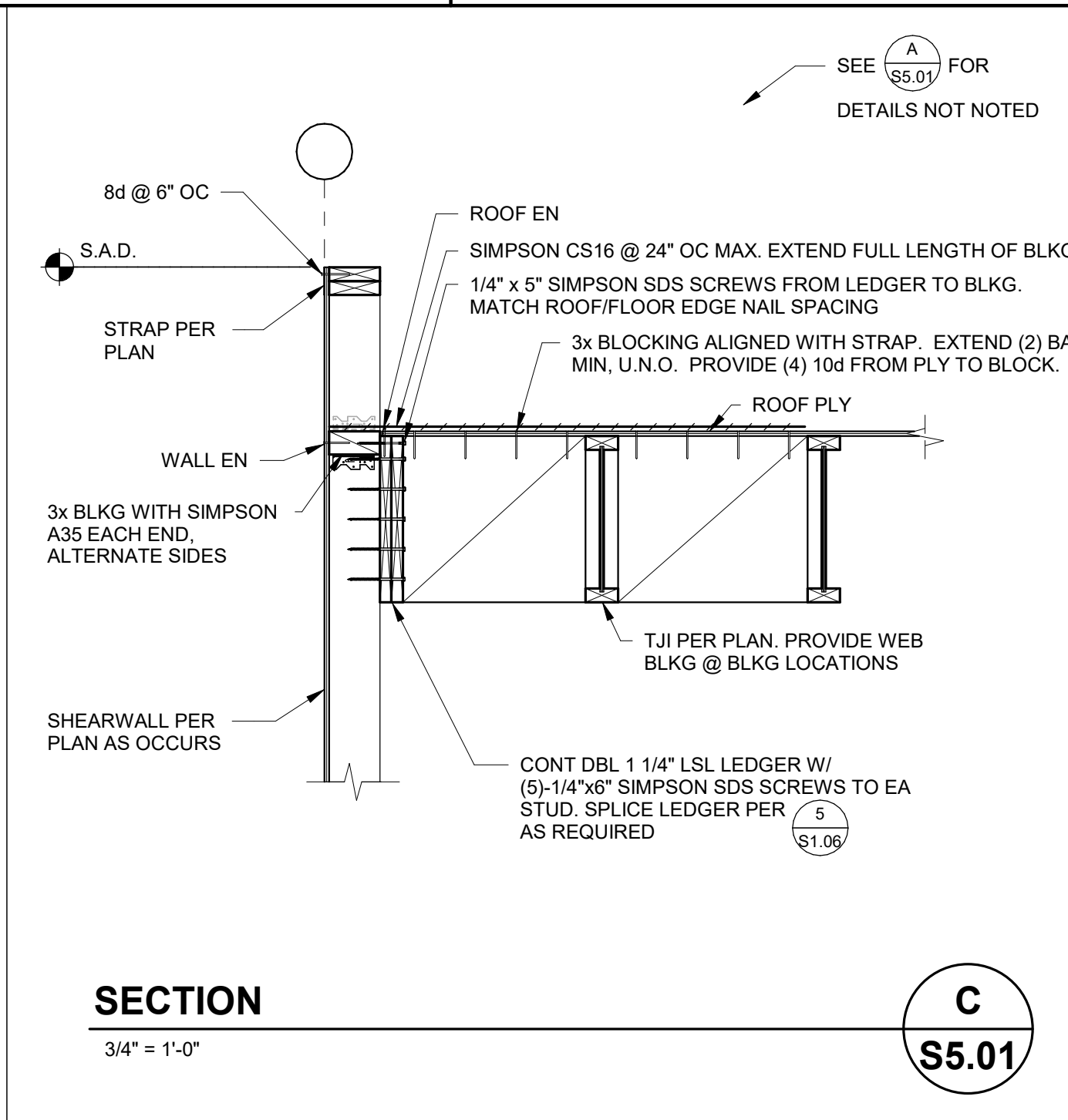
BID ADDENDUM C

NO.	REVISION	DATE
△	BID ADDENDUM C	6/5/2026
△		
△		
△		
△		

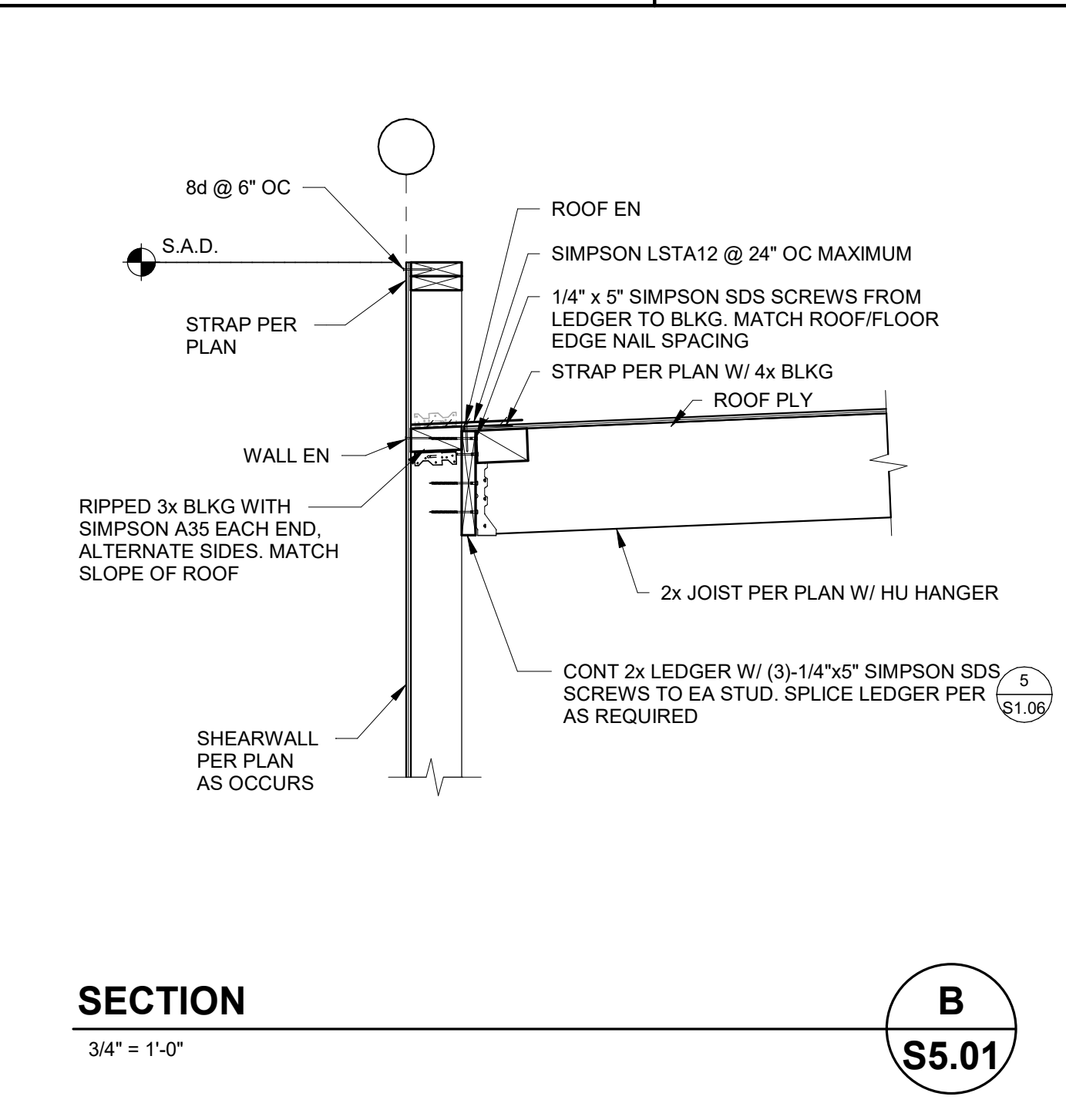
PROJECT MANAGER	
DGL	
DRAWN BY	CHECKED BY
MEW/DAA	DGL
DATE	
06/05/26	
PROJECT NUMBER	
2021034	
SHEET	
S5.01	



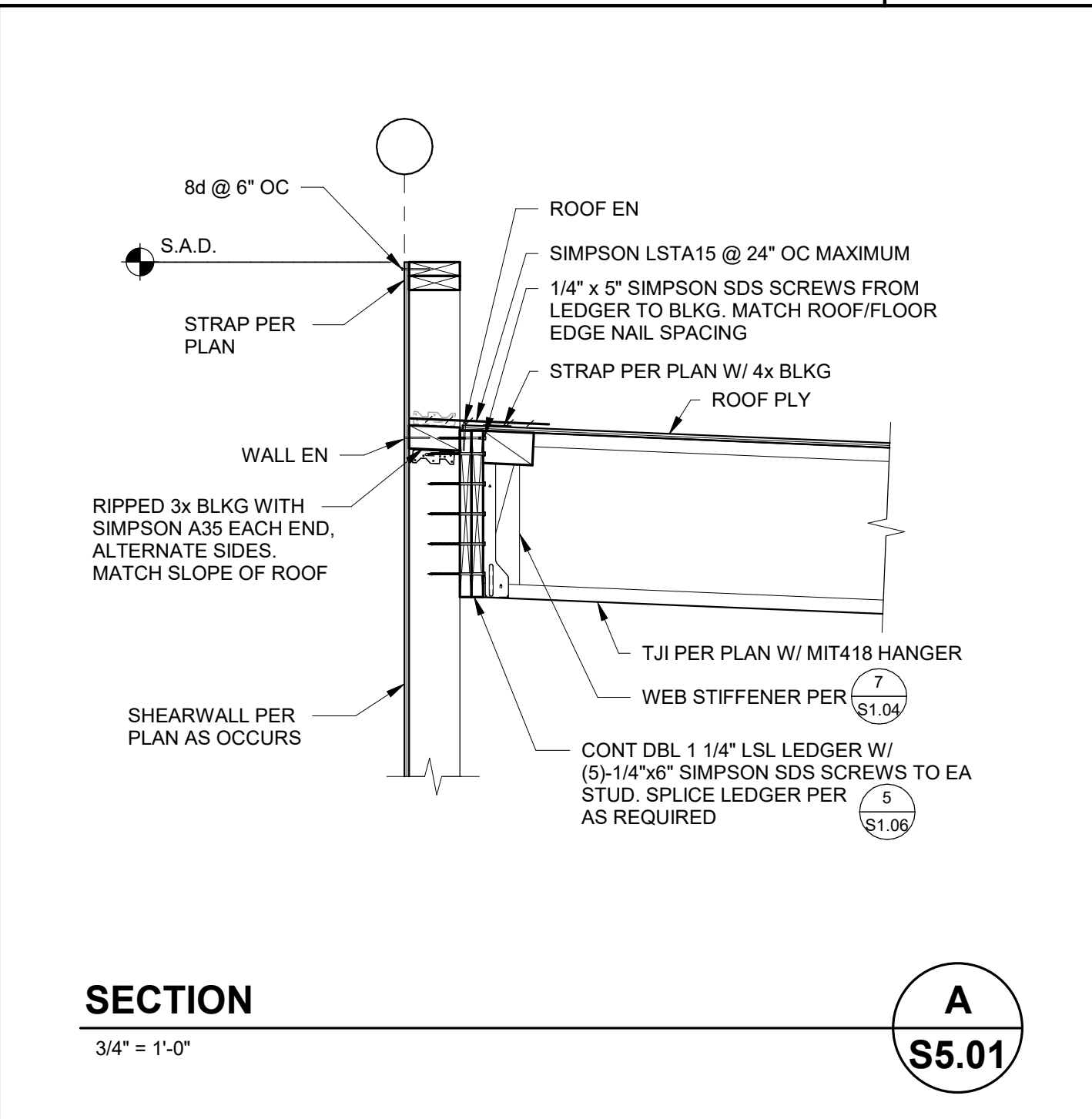
SECTION D 3/4" = 1'-0" S5.01



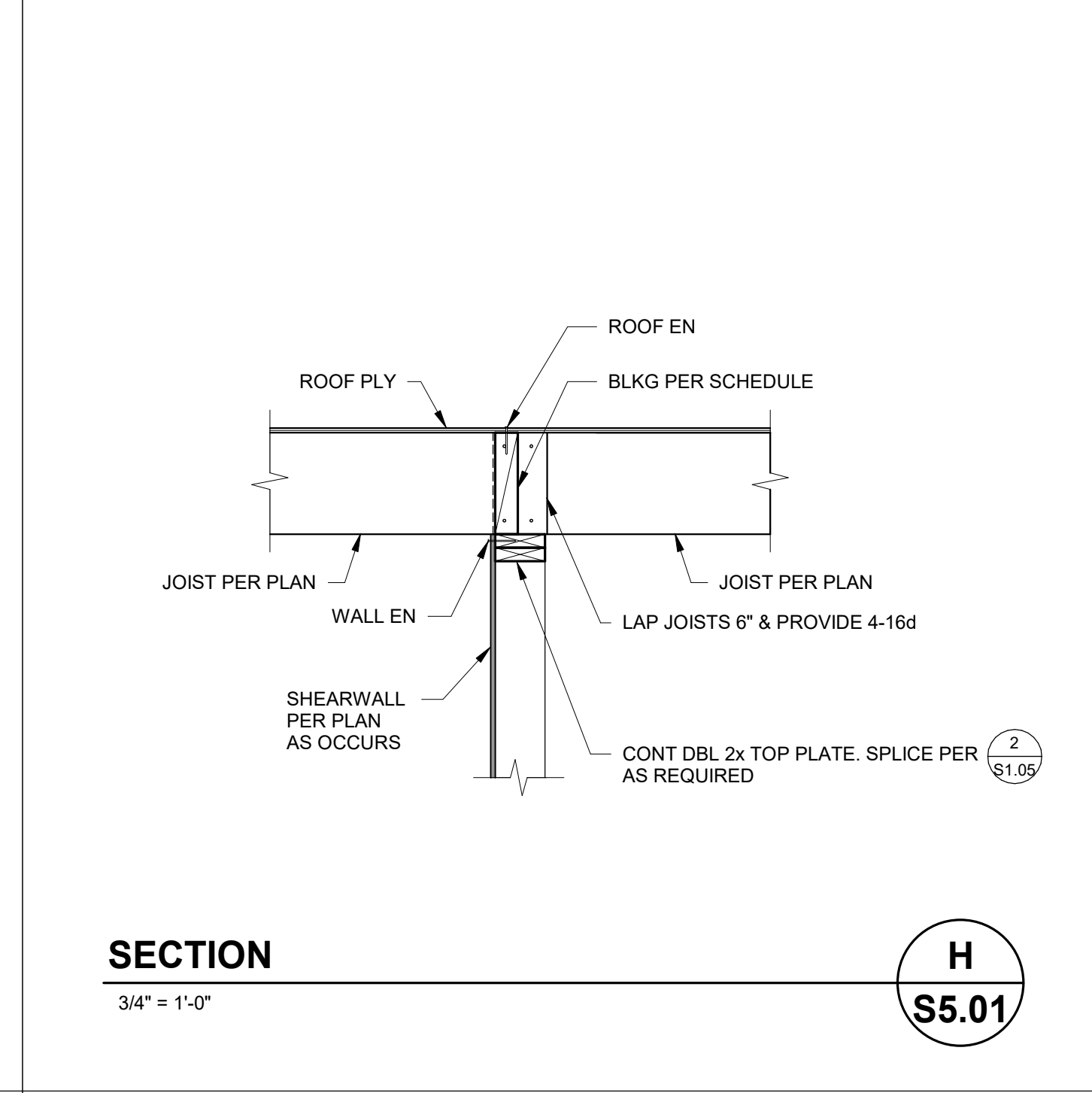
SECTION C 3/4" = 1'-0" S5.01



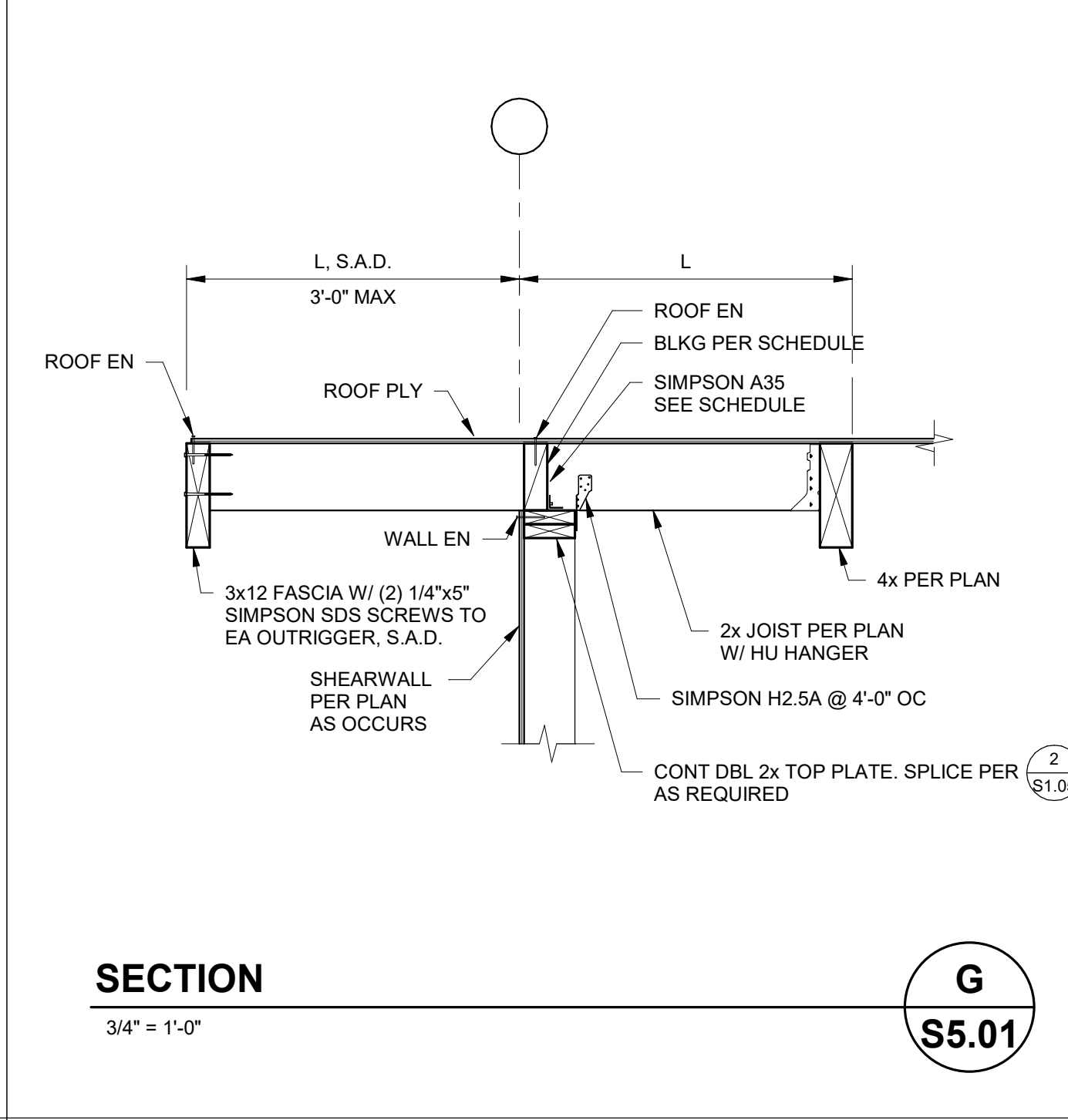
SECTION B 3/4" = 1'-0" S5.01



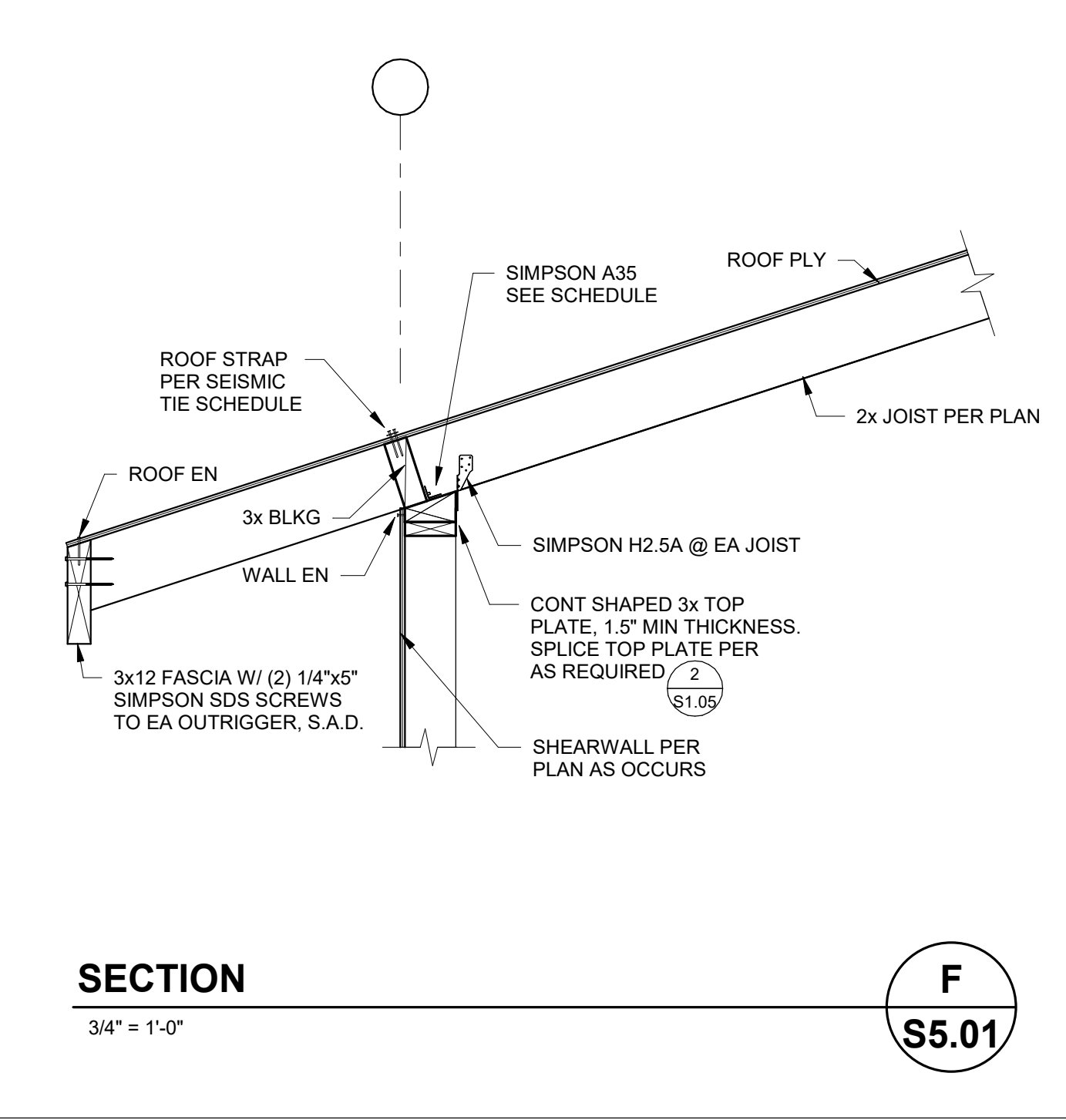
SECTION A 3/4" = 1'-0" S5.01



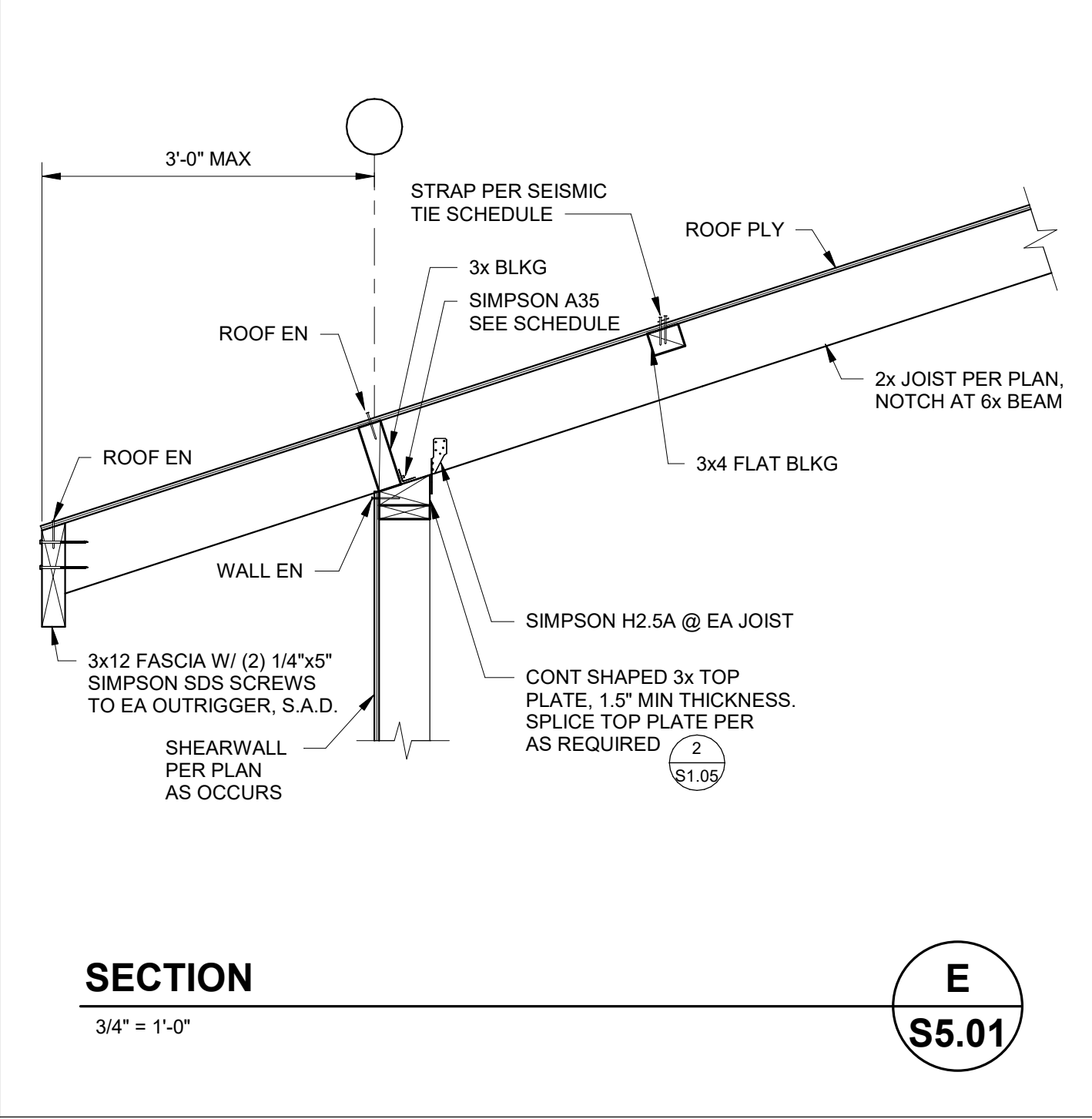
SECTION H 3/4" = 1'-0" S5.01



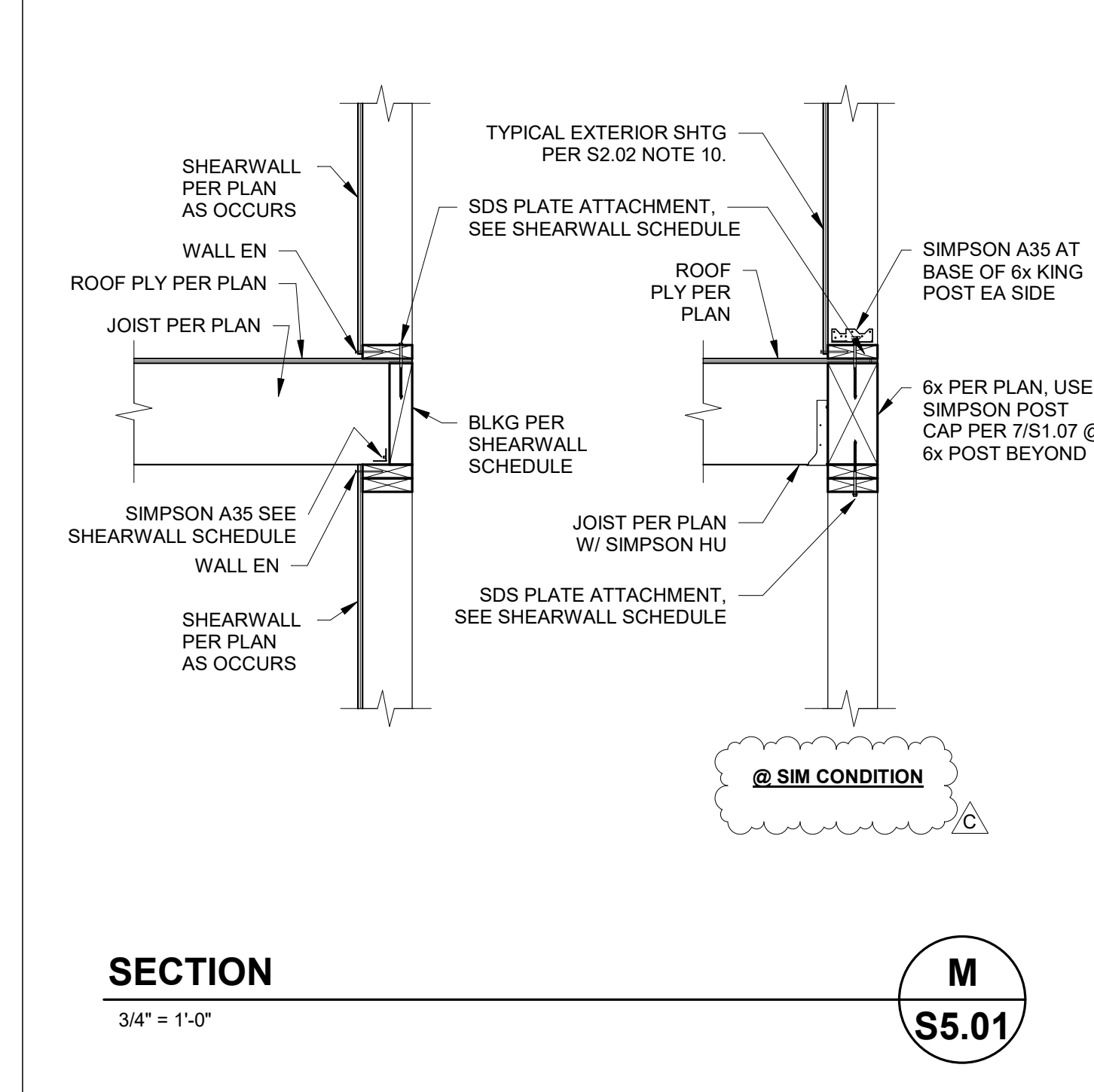
SECTION G 3/4" = 1'-0" S5.01



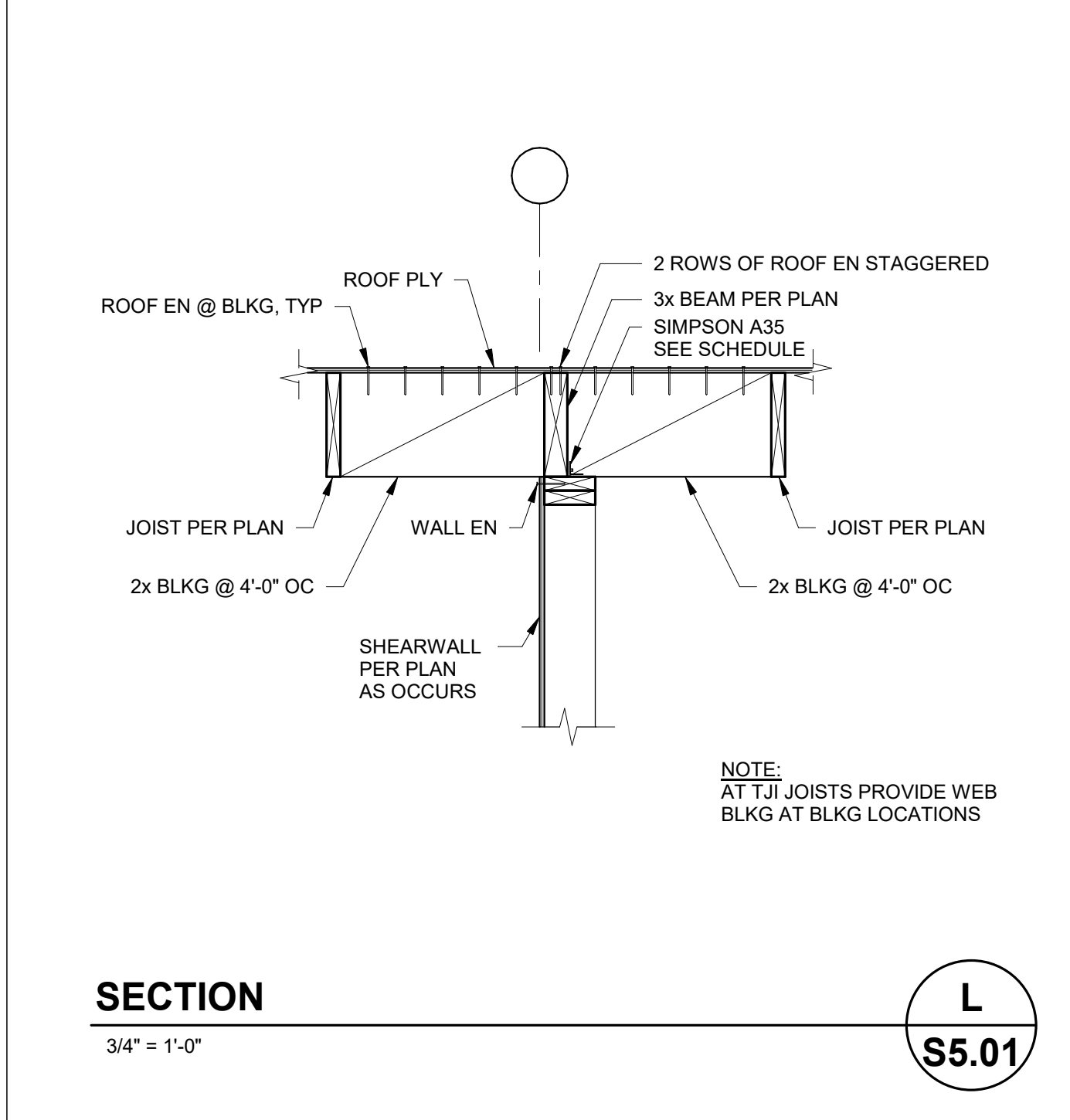
SECTION F 3/4" = 1'-0" S5.01



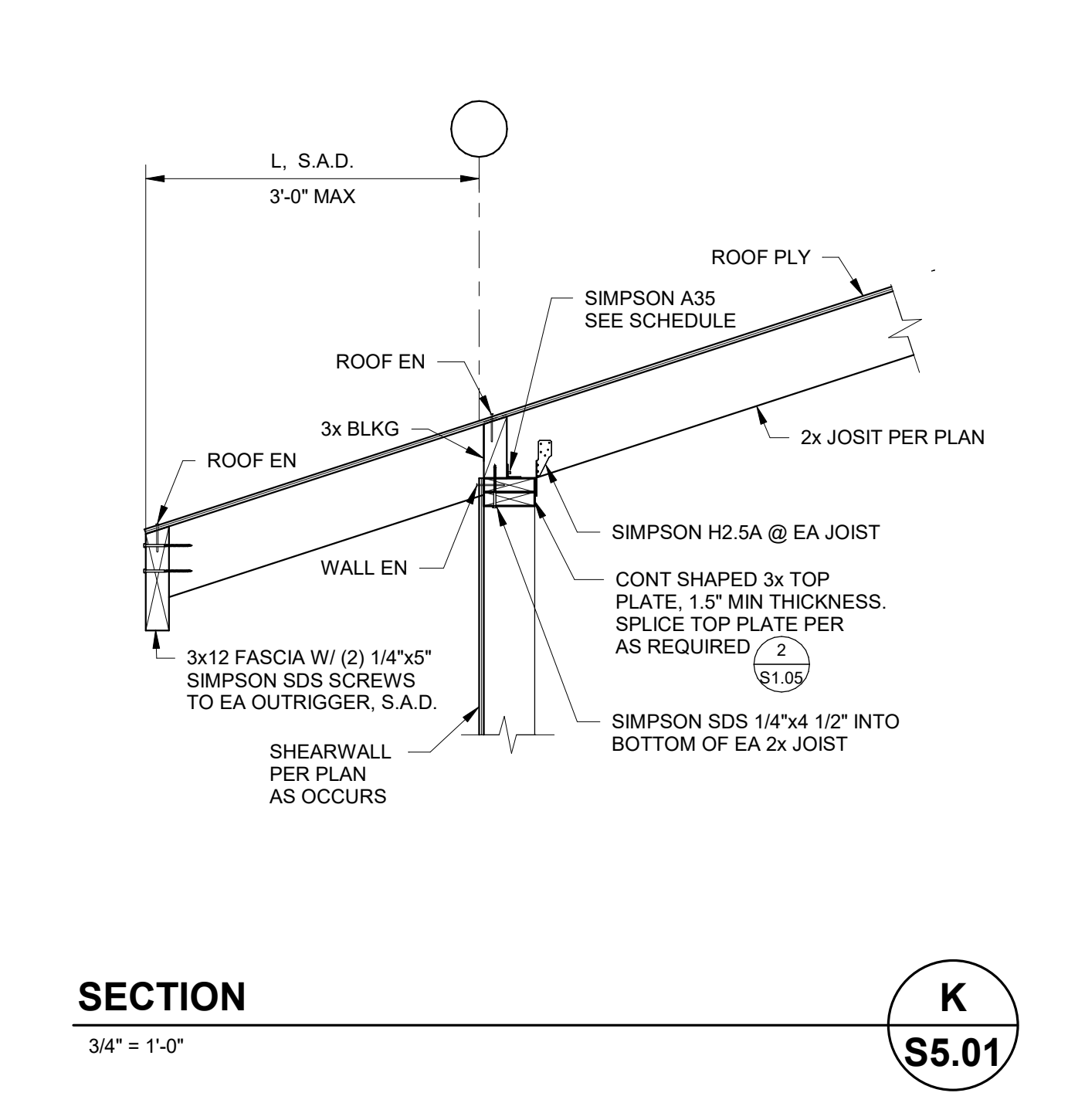
SECTION E 3/4" = 1'-0" S5.01



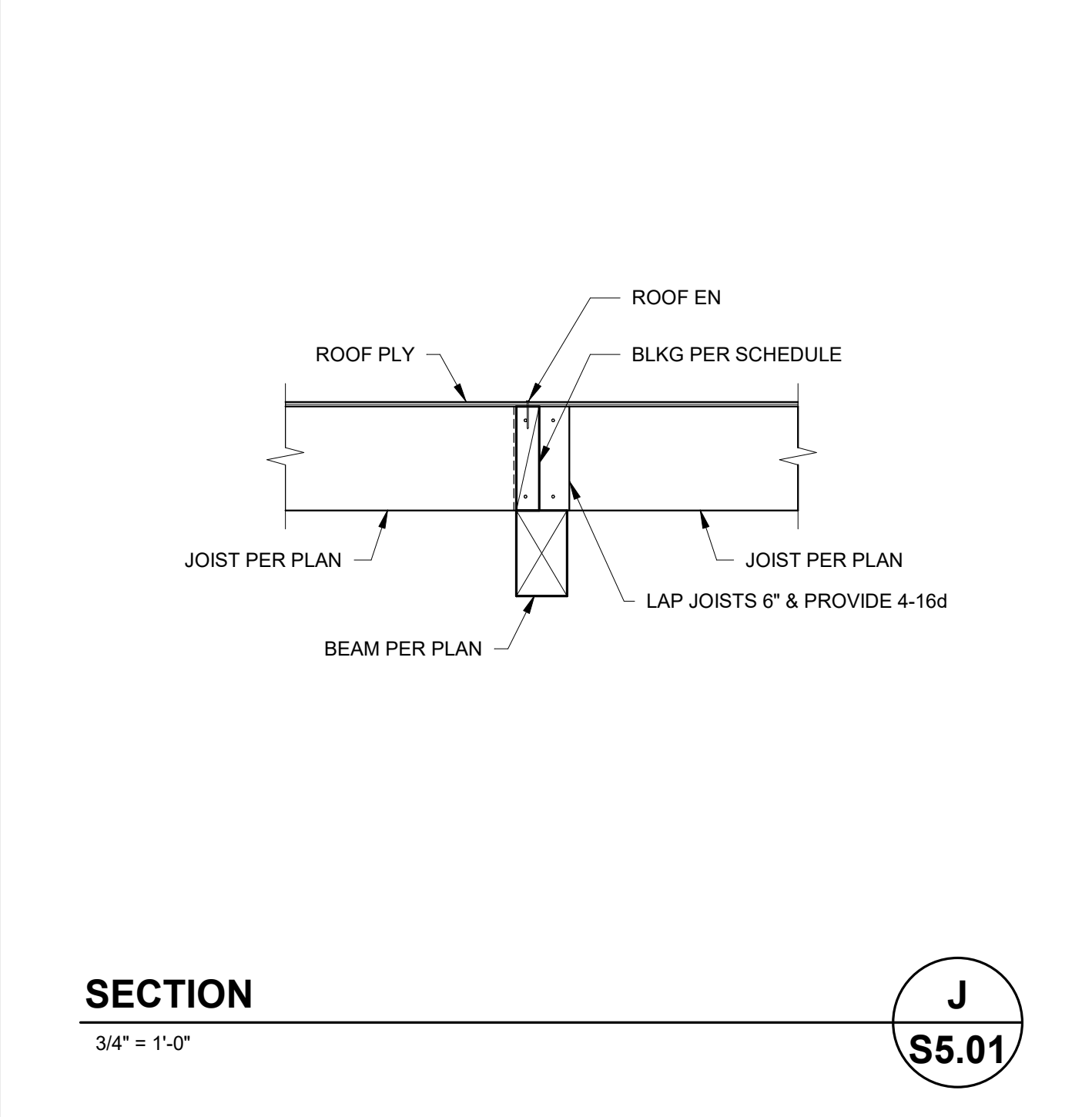
SECTION M 3/4" = 1'-0" S5.01



SECTION L 3/4" = 1'-0" S5.01



SECTION K 3/4" = 1'-0" S5.01




SECTION J 3/4" = 1'-0" S5.01

05/20/26 9:45:37 AM Using: rrc601\lfrms\SD\Andersen\Riverstone Fire Station_Structural_danderson@csag.com.rvt



THE INCLUDED DRAWINGS, SPECIFICATIONS, IDEAL DESIGNS AND ARRANGEMENTS REPRESENTED HEREIN ARE AND SHALL REMAIN THE PROPERTY OF RRM DESIGN GROUP. ANY REUSE OR REPRODUCTION OF THESE DRAWINGS WITHOUT THE WRITTEN CONSENT OF RRM DESIGN GROUP, VISUAL CONTACT WITH THESE DRAWINGS OR REPRODUCTION THEREOF WITHOUT CONCLUSIVE EVIDENCE TO THE CONTRARY SHALL NOT BE CONSIDERED A WAIVER OF RRM DESIGN GROUP'S RIGHTS. RRM DESIGN GROUP COPYRIGHT 2022. RRM IS A CALIFORNIA CORPORATION



9 River Park Place East, Suite 330
Fresno, California 93720
559.320.3200
fax 559.320.3201

RIVERSTONE FIRE STATION

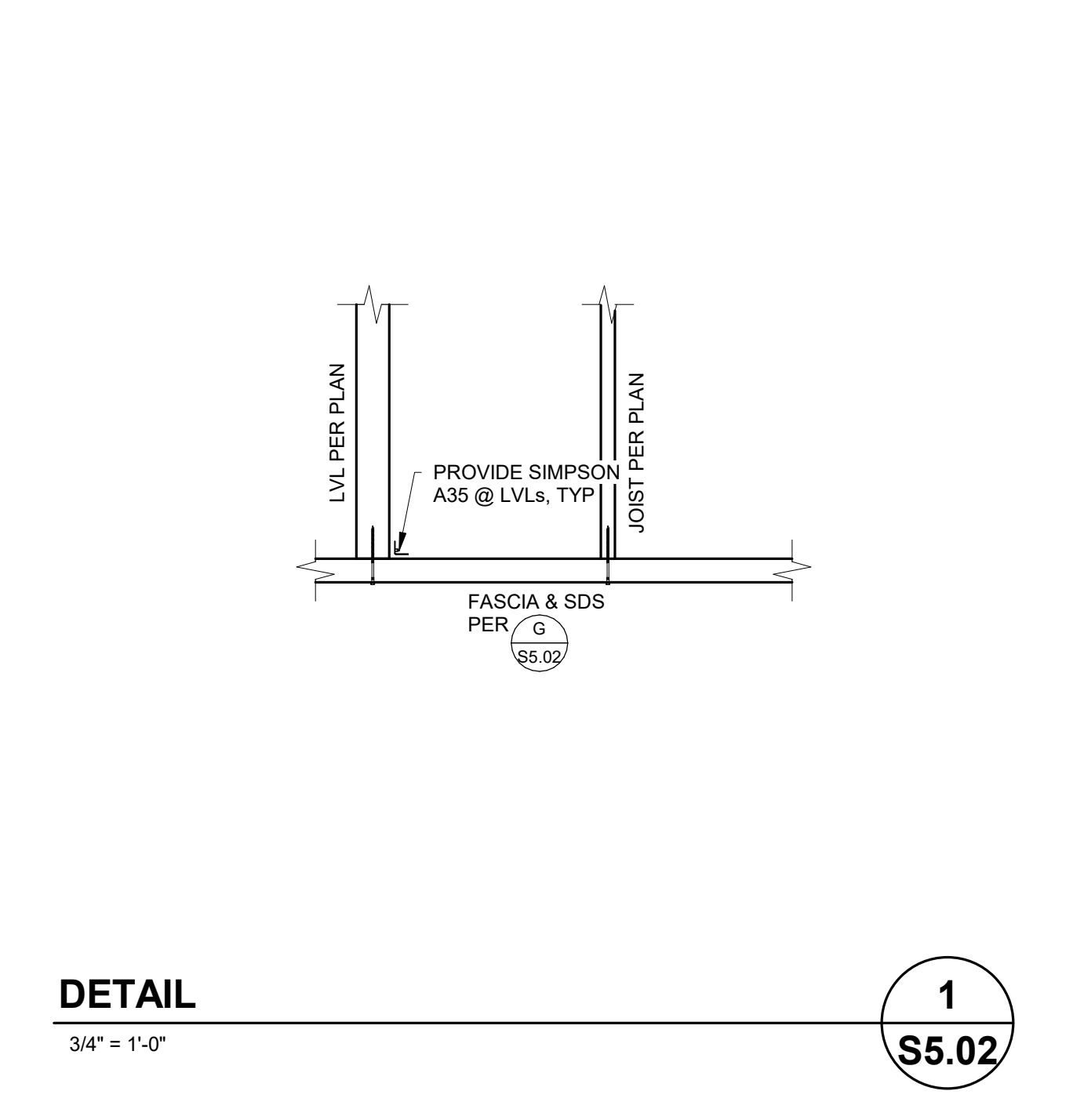
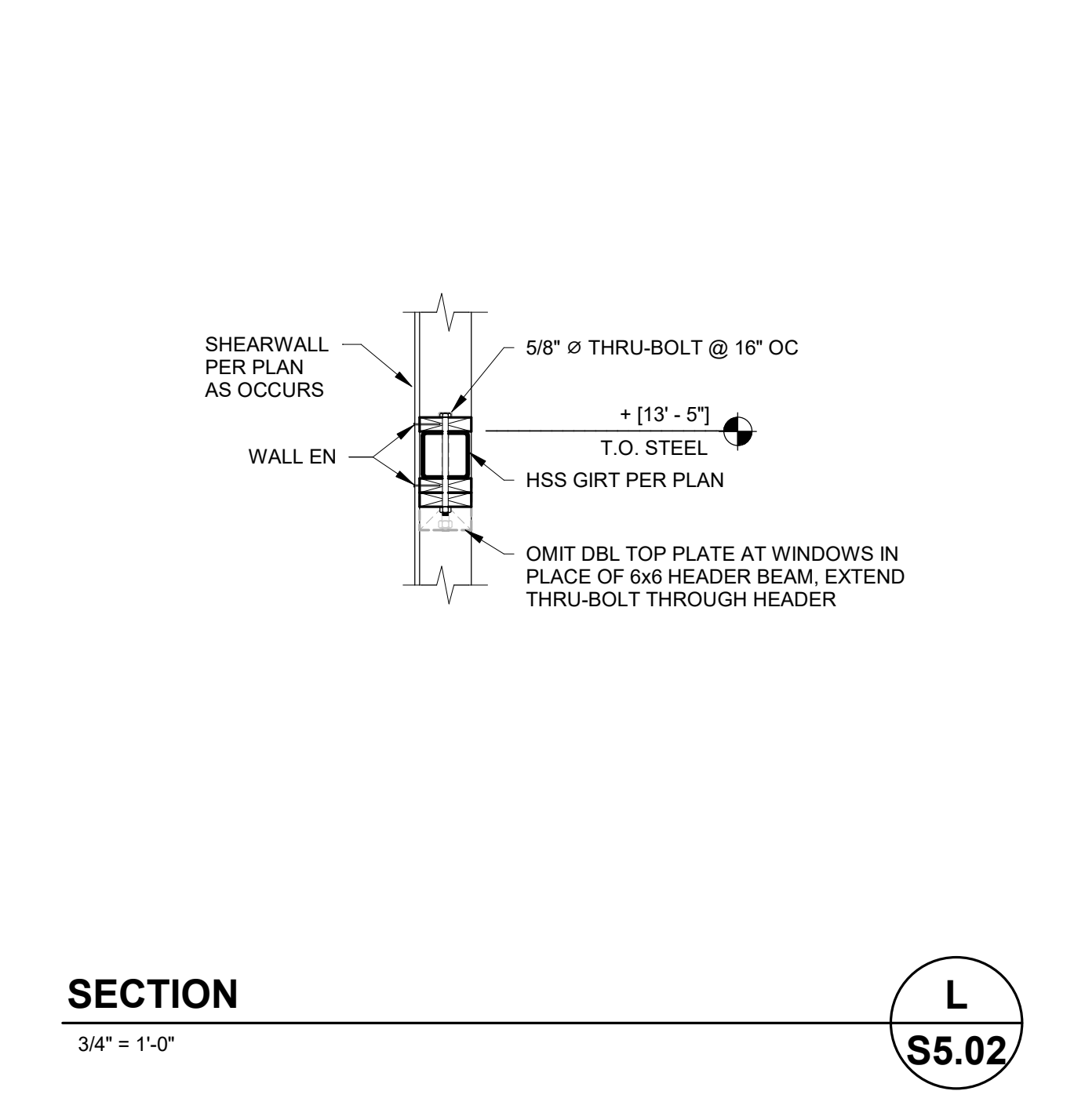
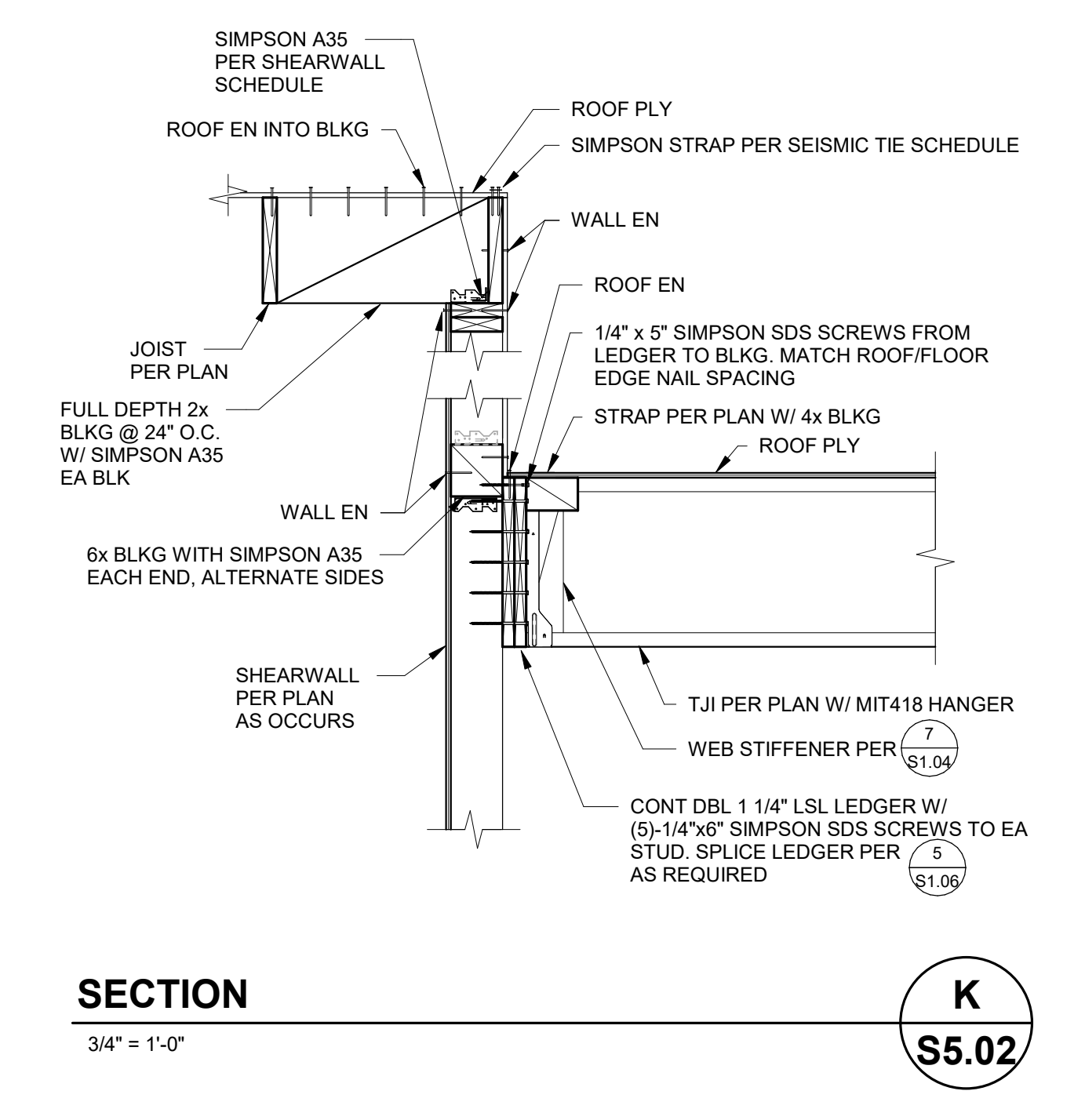
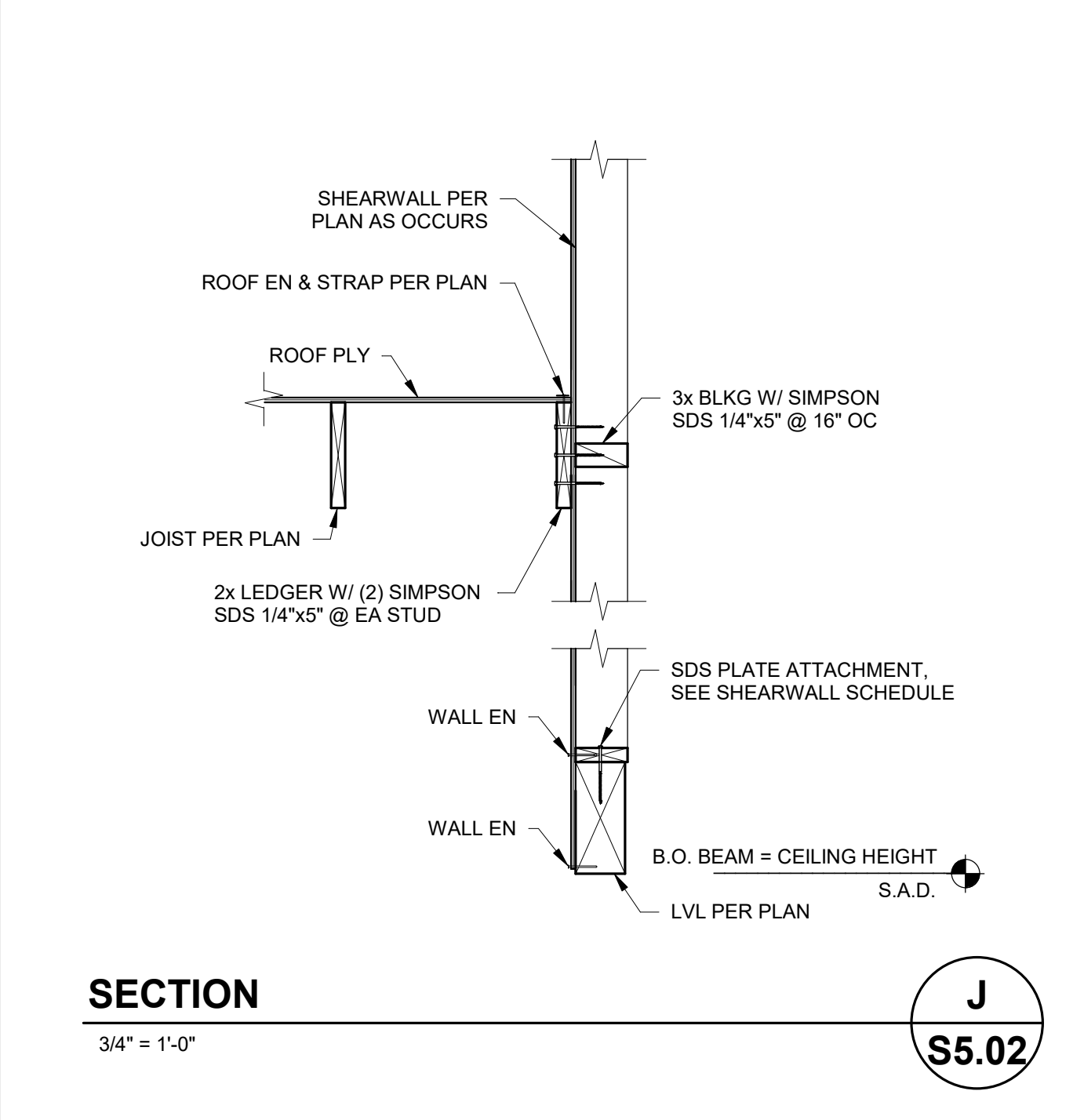
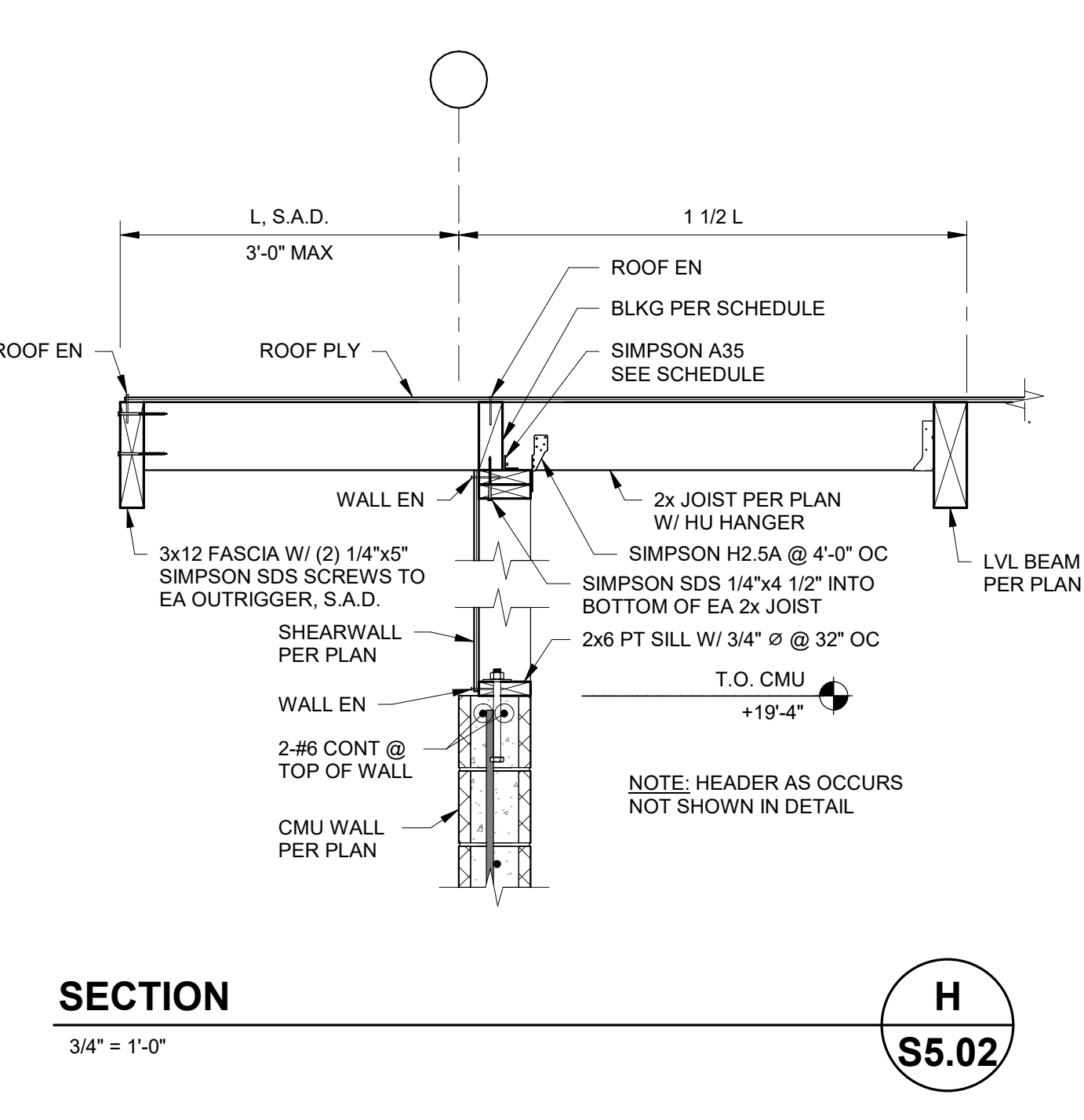
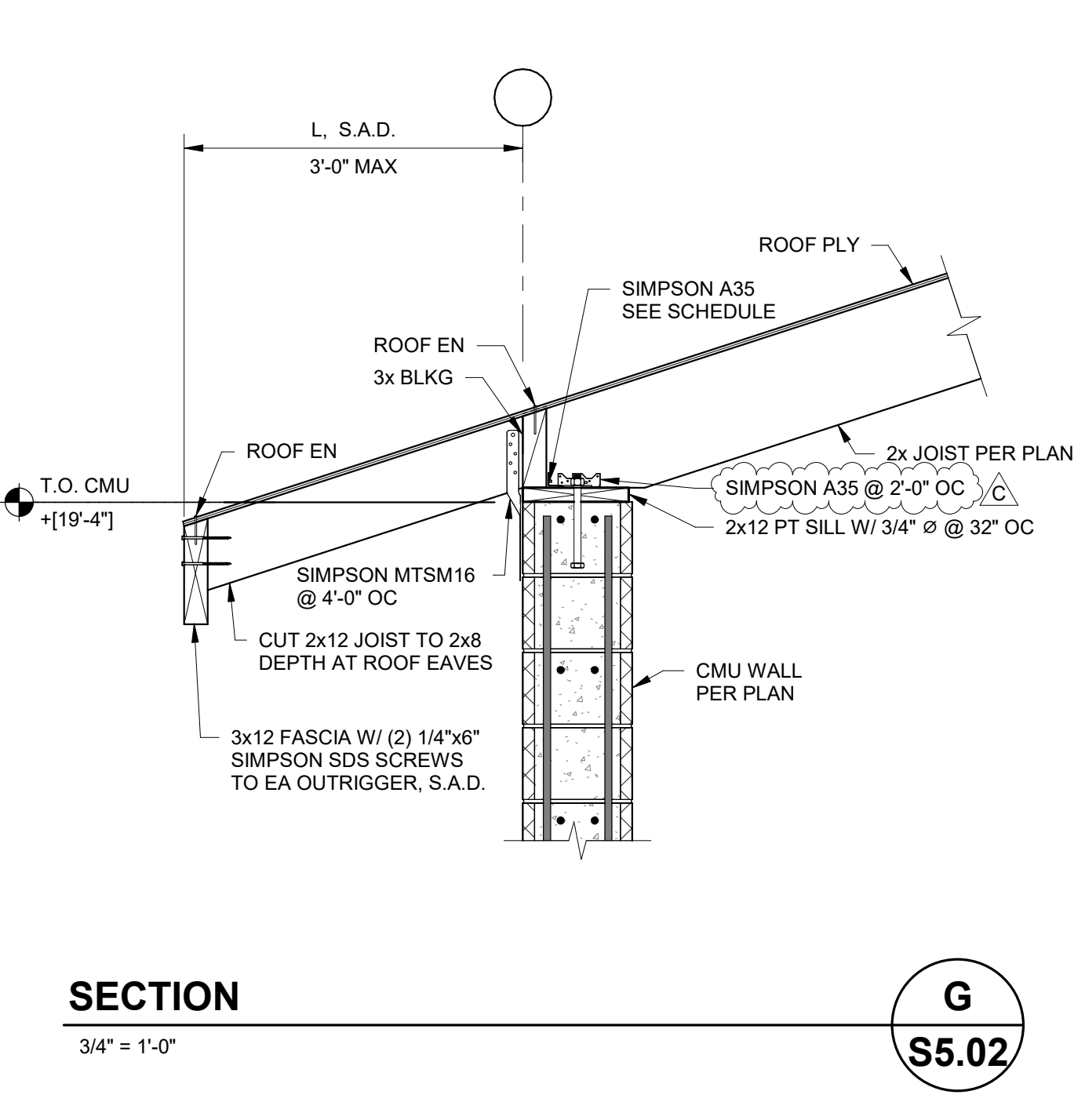
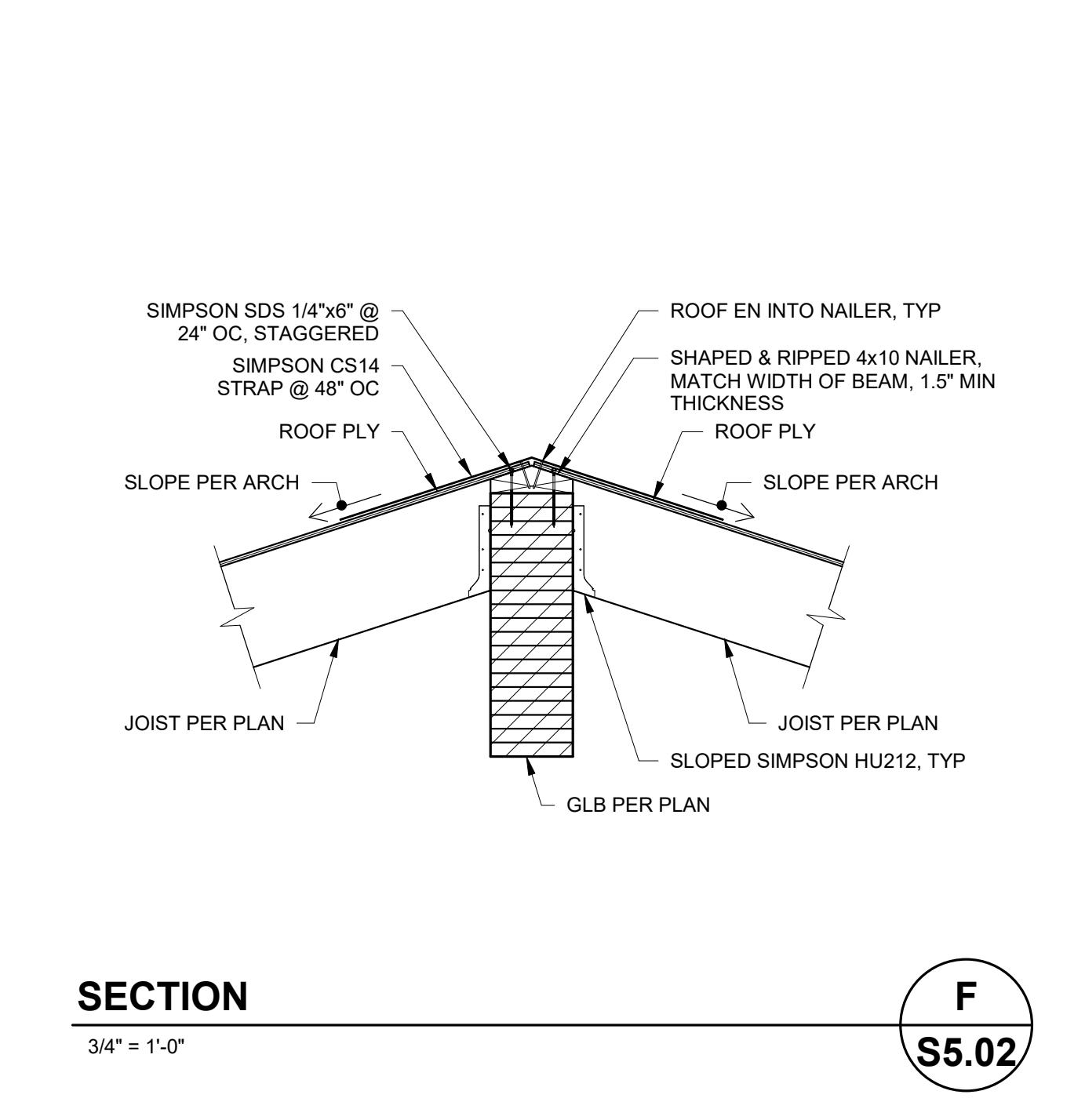
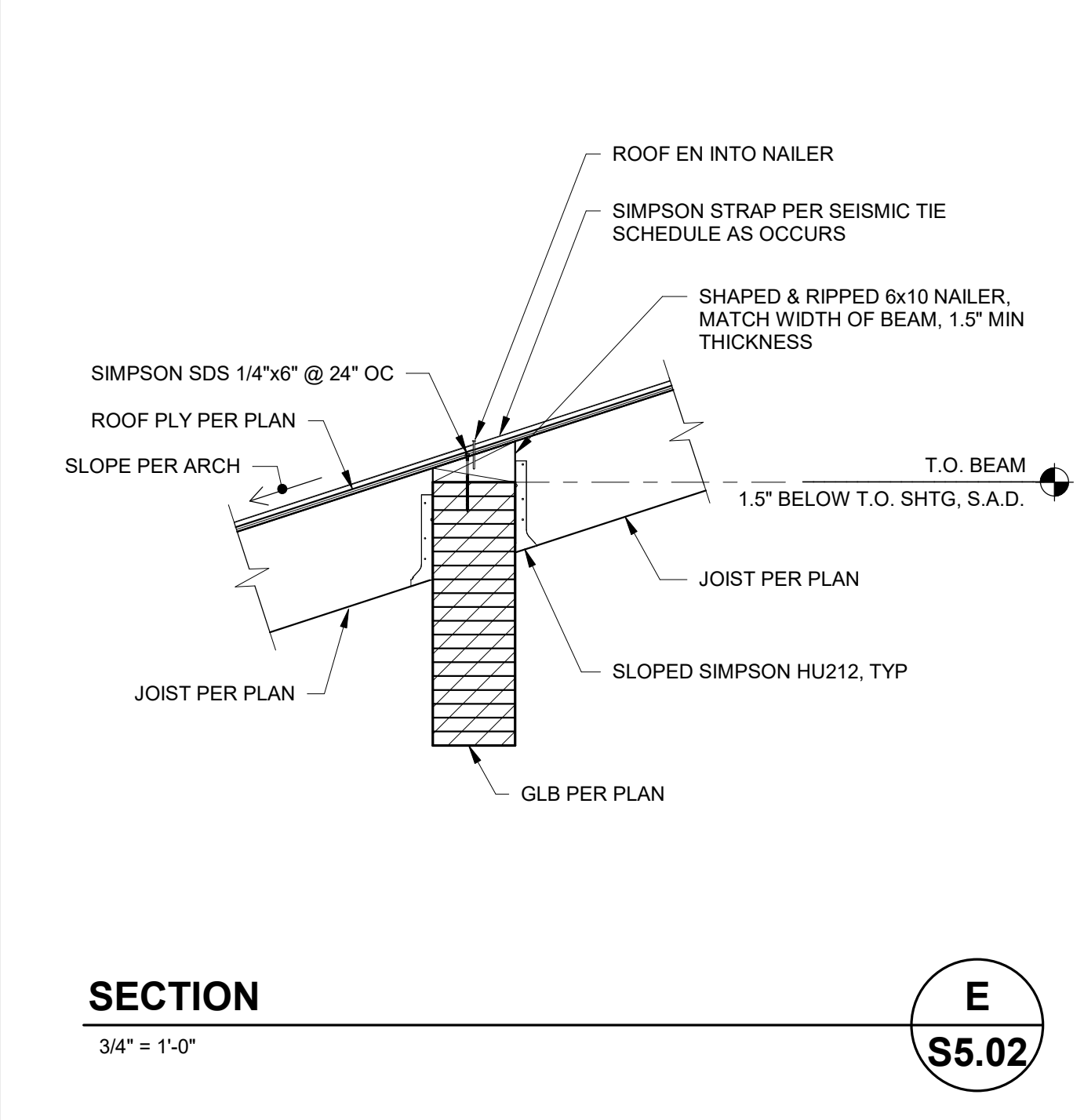
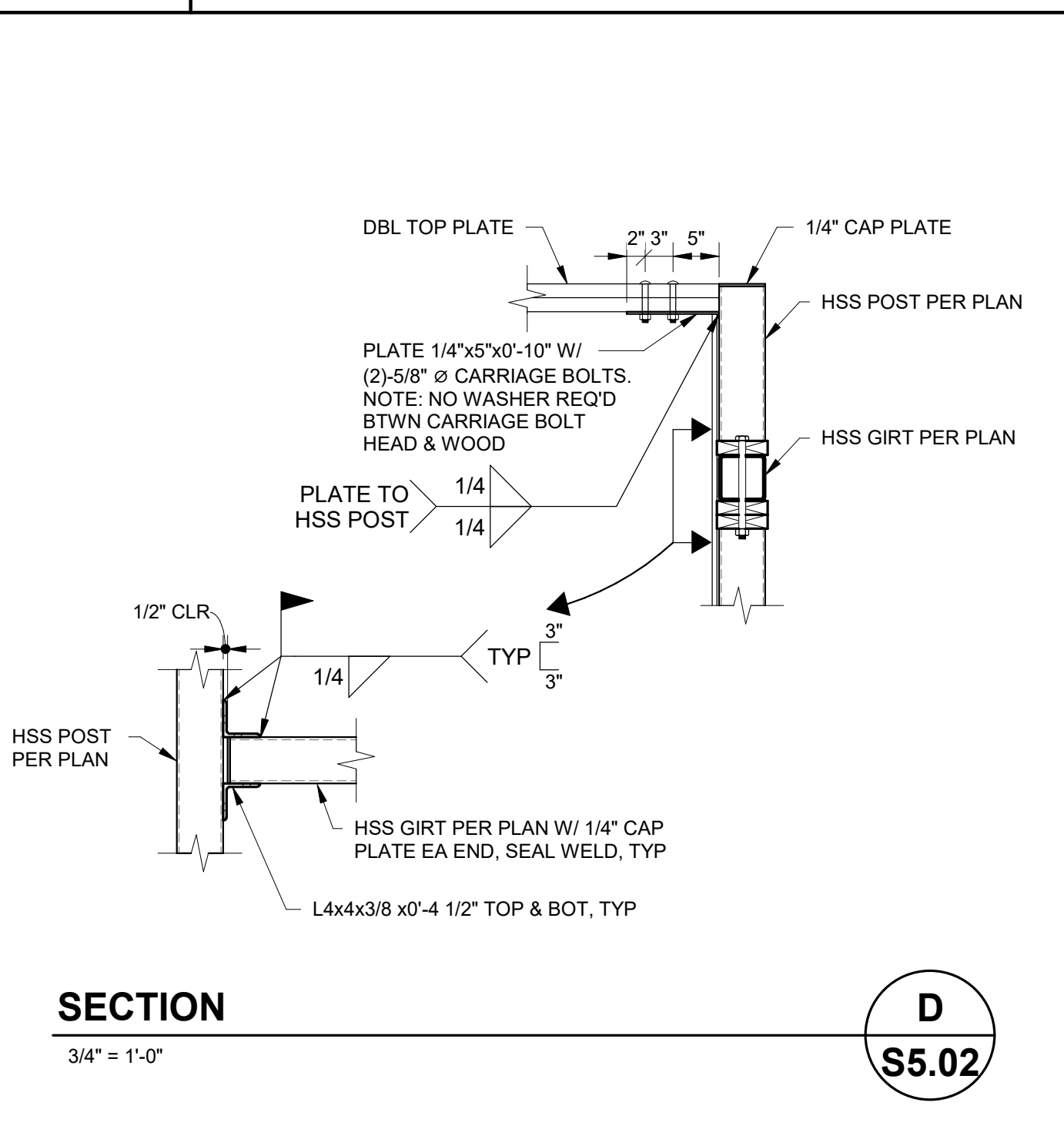
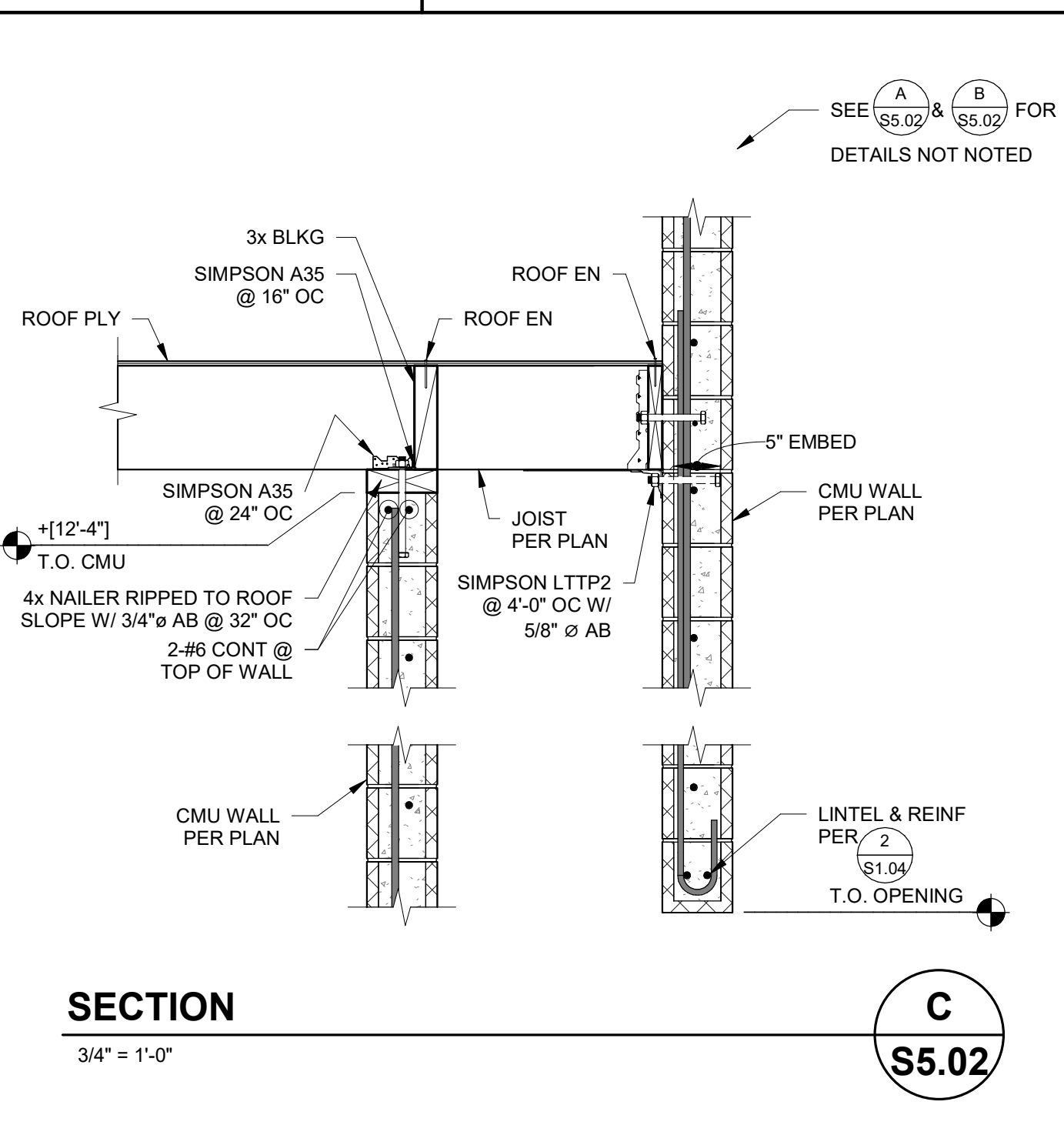
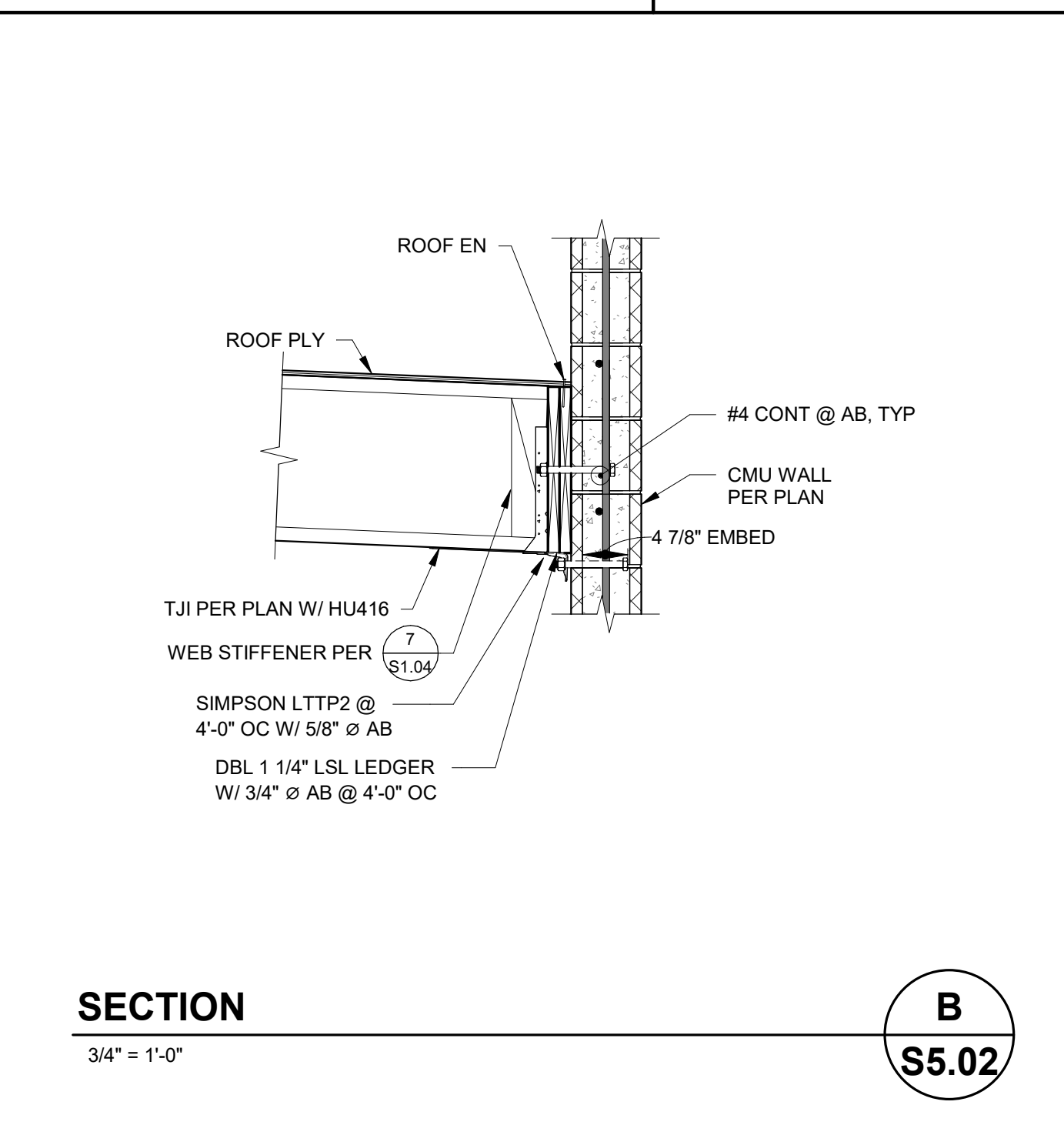
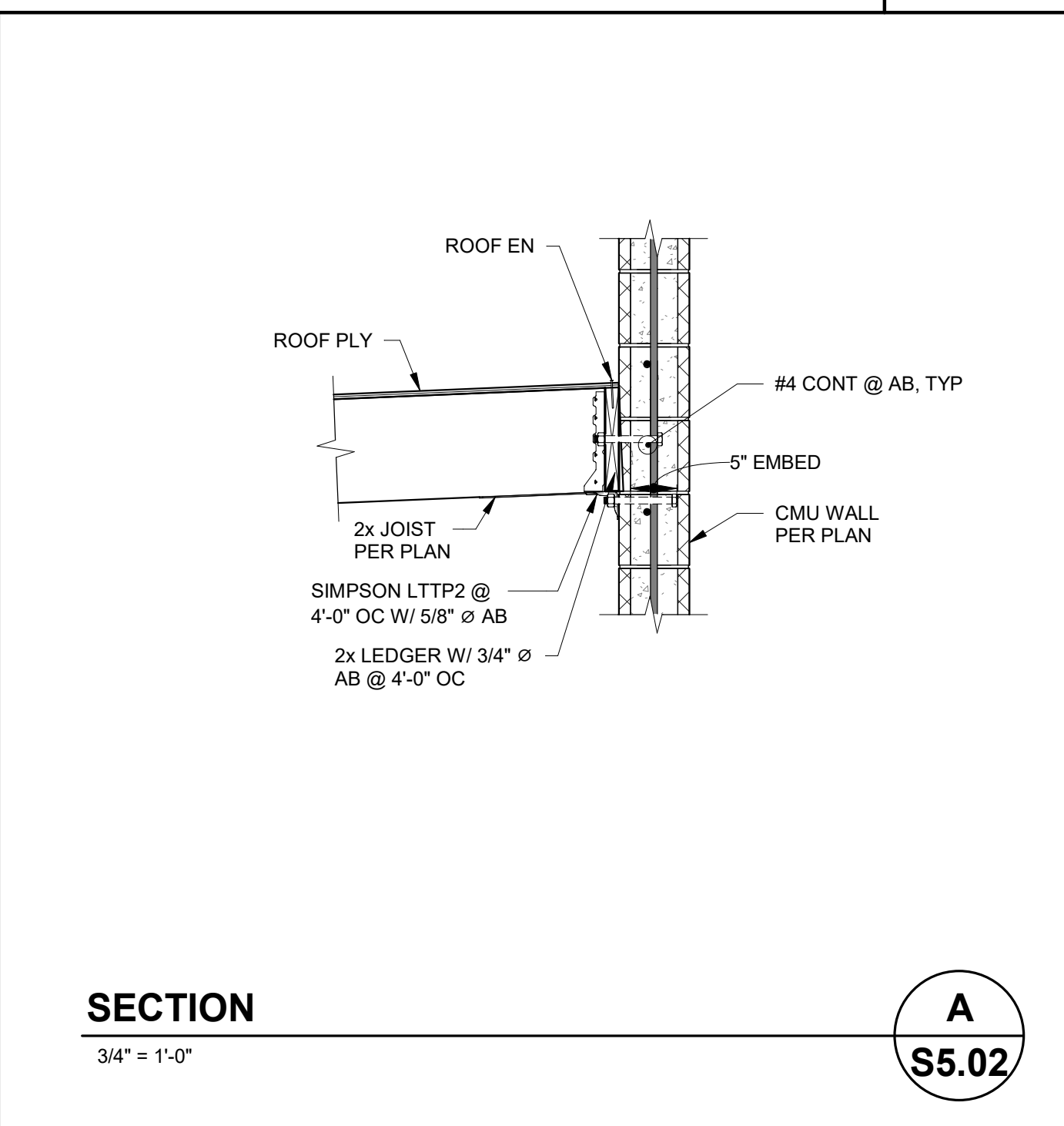
PROJECT STREET ADDRESS
CITY, STATE, ZIP CODE

FRAMING DETAILS NO. 2

BID ADDENDUM C

NO.	REVISION	DATE
△	BID ADDENDUM C	6/5/2026
△		
△		
△		
△		

PROJECT MANAGER	
DGL	
DRAWN BY	CHECKED BY
MEW/DAA	DGL
DATE	
06/05/26	
PROJECT NUMBER	
2021034	
SHEET	
S5.02	



SECTION 00 21 13.1
Contractor RFC Form

CONTRACTOR REQUEST FOR CLARIFICATION
PROJECT: MADERA COUNTY RIVERSTONE FIRE STATION

Requests for clarification of the plans and specifications regarding this project shall be submitted on this form. Any change or clarification of the project plans and specifications shall be in the form of a written addendum issued to plan holders of record.

Contractors requesting clarification shall complete the following:

FIRM NAME: Mark Wilson Construction

SENDER/CONTACT NAME: Daniel Tovar

MAILING ADDRESS: 4599 E Clinton Ave

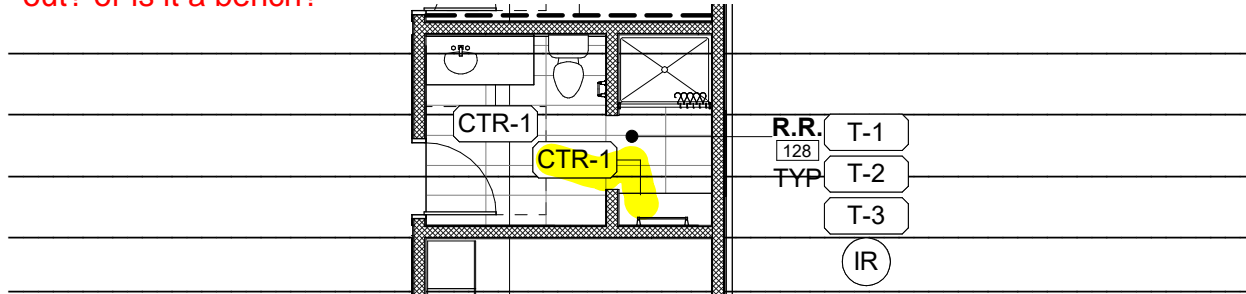
ZIP CODE: 93727 BUSINESS PHONE: (559) 348-0421

EMAIL: Daniel@markwilsonconstruction.com

Type or print questions below and email form to:
jorge.mendoza@maderacounty.com and ricky.arredondo@maderacounty.com

Sheet #: A131 Detail #: _____ Specification Section #: _____

Pease clarify if the CTR-1 is the correct call out? or is it a bench?



This form may be removed from the project specifications and/or reproduced as needed.

Date Received: _____ Time Received: _____ am / pm RFC Number: _____

RESPONSE:

The highlighted "CTR-1" callout note above is incorrect. The note should be removed because it is pointing at the bench per 24/A-931

Darin Cabral 6/1/26

SECTION 00 21 13.1
Contractor RFC Form

CONTRACTOR REQUEST FOR CLARIFICATION
PROJECT: MADERA COUNTY RIVERSTONE FIRE STATION

Requests for clarification of the plans and specifications regarding this project shall be submitted on this form. Any change or clarification of the project plans and specifications shall be in the form of a written addendum issued to plan holders of record.

Contractors requesting clarification shall complete the following:

FIRM NAME: Mark Wilson Construction

SENDER/CONTACT NAME: Daniel Tovar

MAILING ADDRESS: 4599 E Clinton Ave

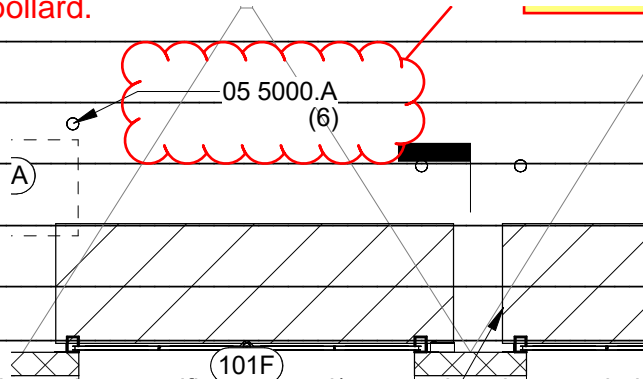
ZIP CODE: 93727 BUSINESS PHONE: (559) 348-0421

EMAIL: Daniel@markwilsonconstruction.com

Type or print questions below and email form to:
jorge.mendoza@maderacounty.com and ricky.arredondo@maderacounty.com

Sheet #: A101 Detail #: _____ Specification Section #: _____

Please provide details for bollard.



This form may be removed from the project specifications and/or reproduced as needed.

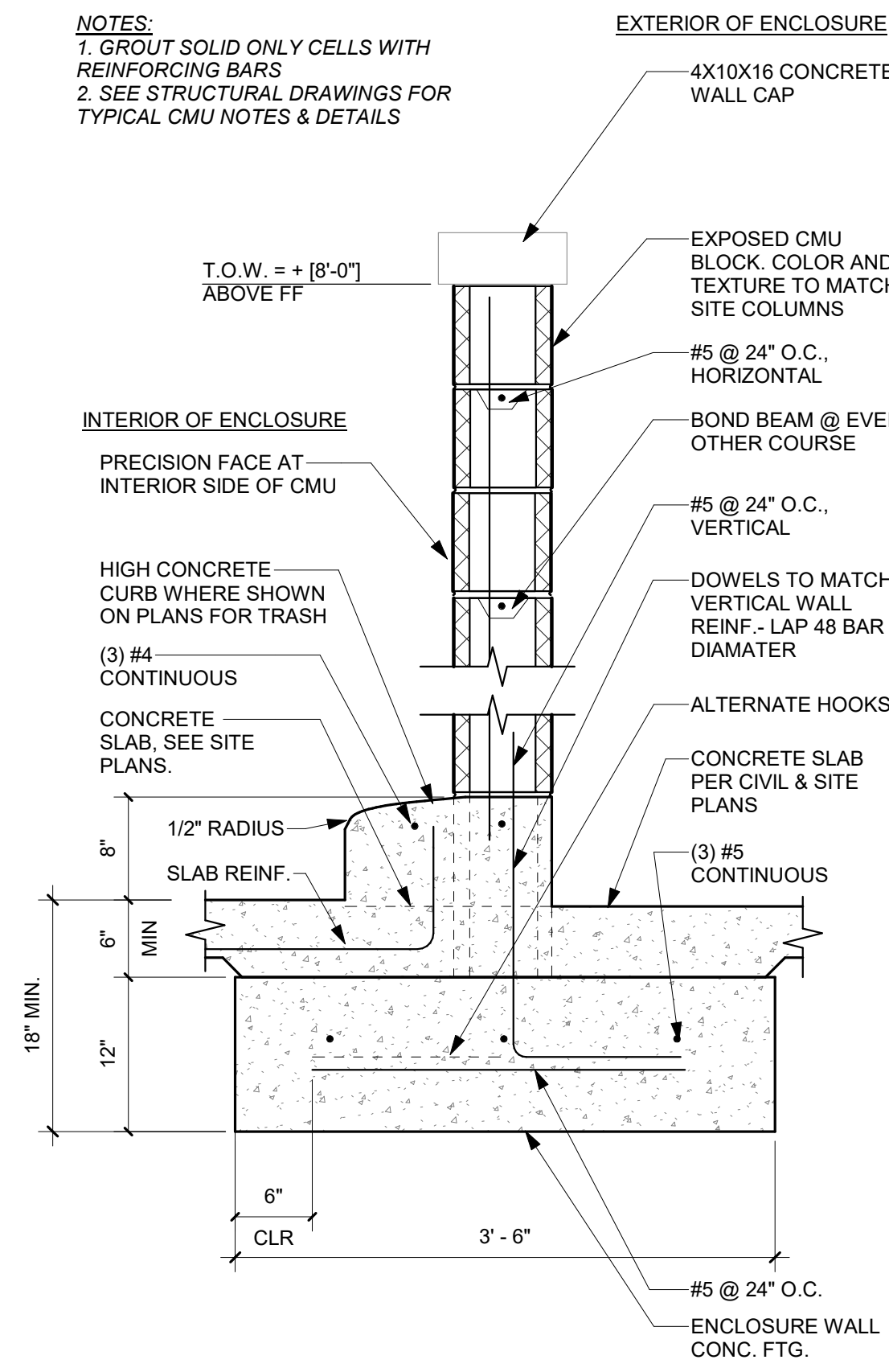
Date Received: _____ Time Received: _____ am / pm RFC Number: _____

RESPONSE:

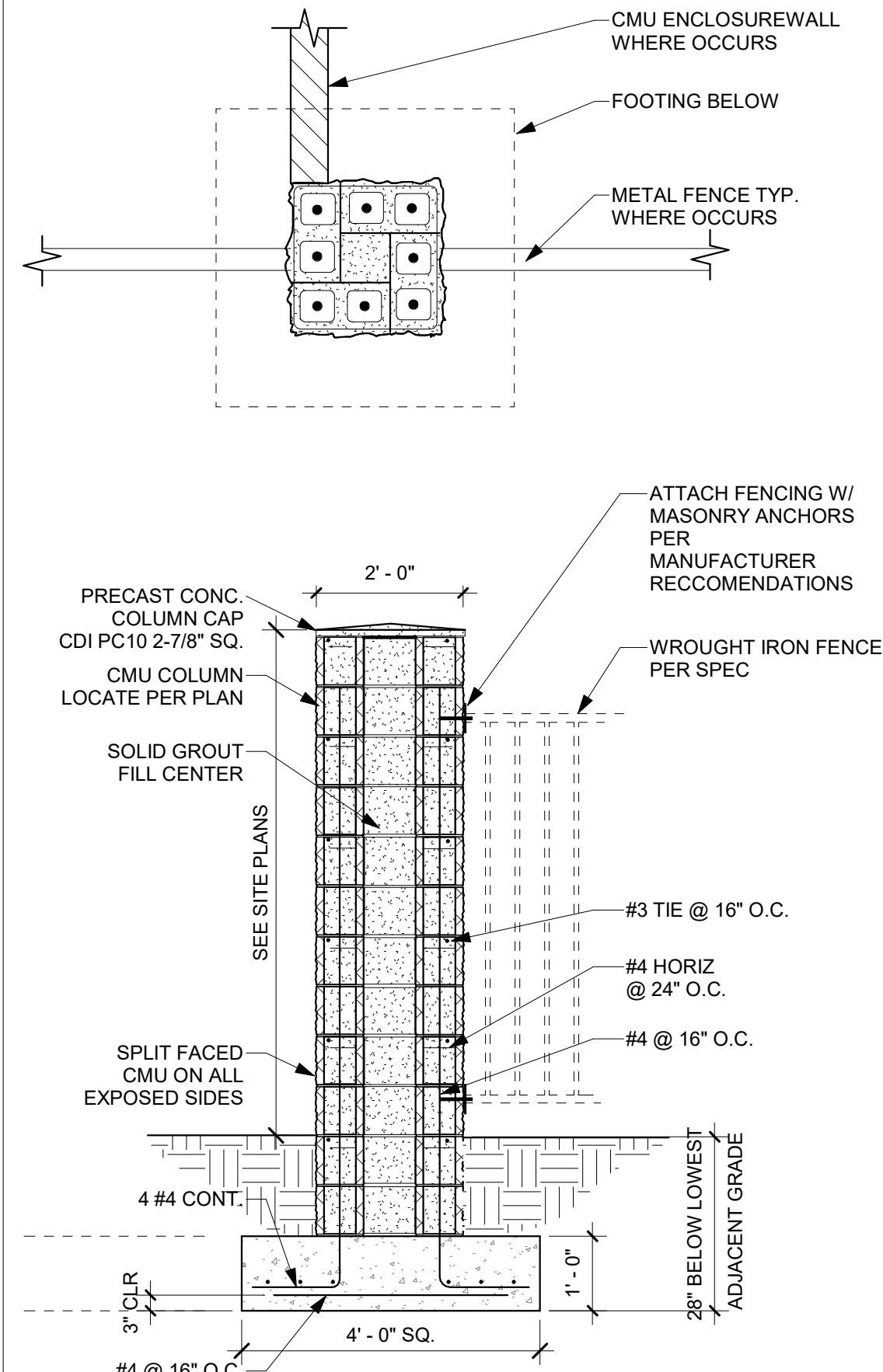
Refer to details 11 & 12/A902. Refer to updated detail sheet AS902 included in this response.

Darin Cabral 6/4/26

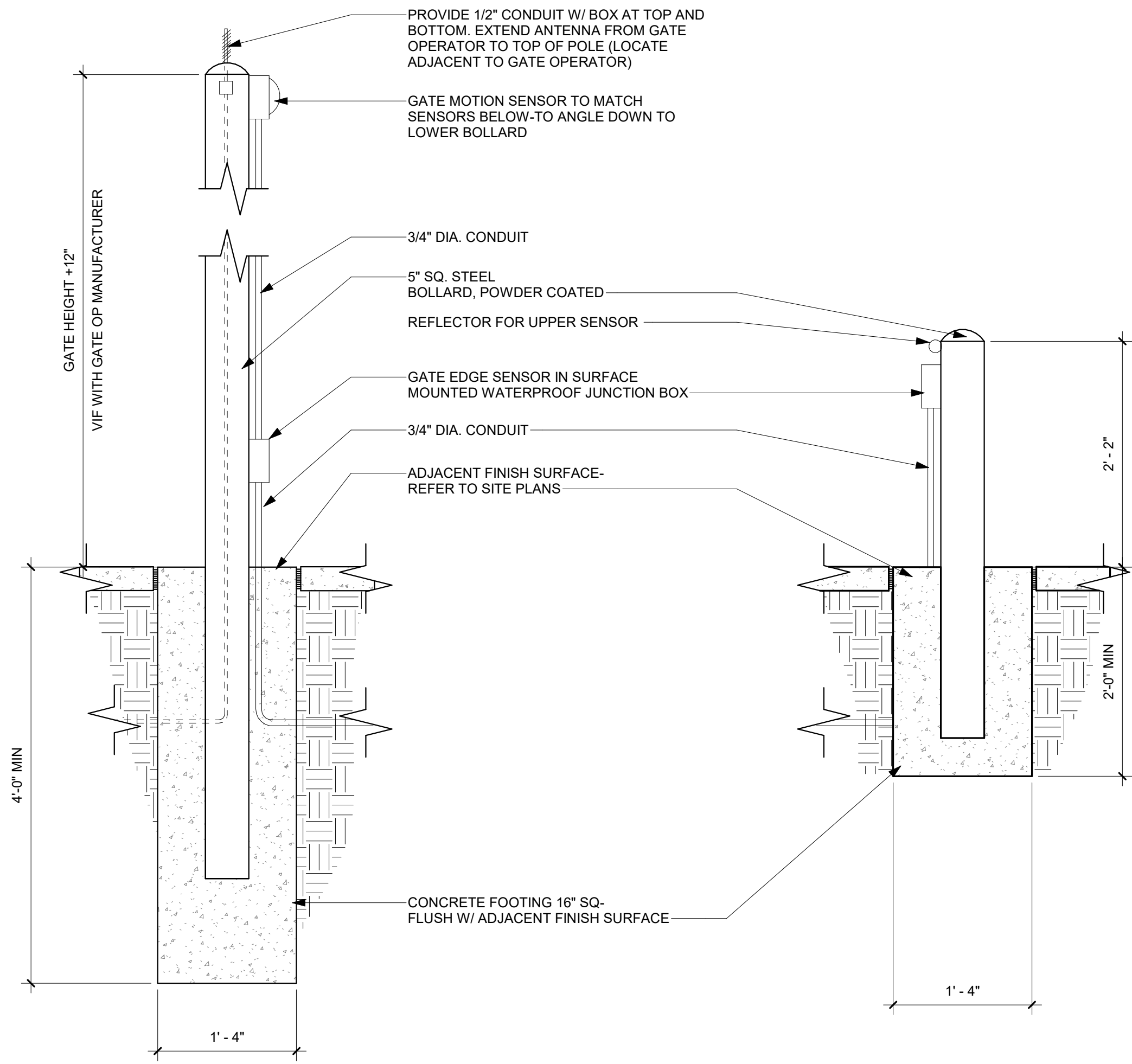
NOTES:
1. GROUT SOLID ONLY CELLS WITH REINFORCING BARS
2. SEE STRUCTURAL DRAWINGS FOR TYPICAL CMU NOTES & DETAILS



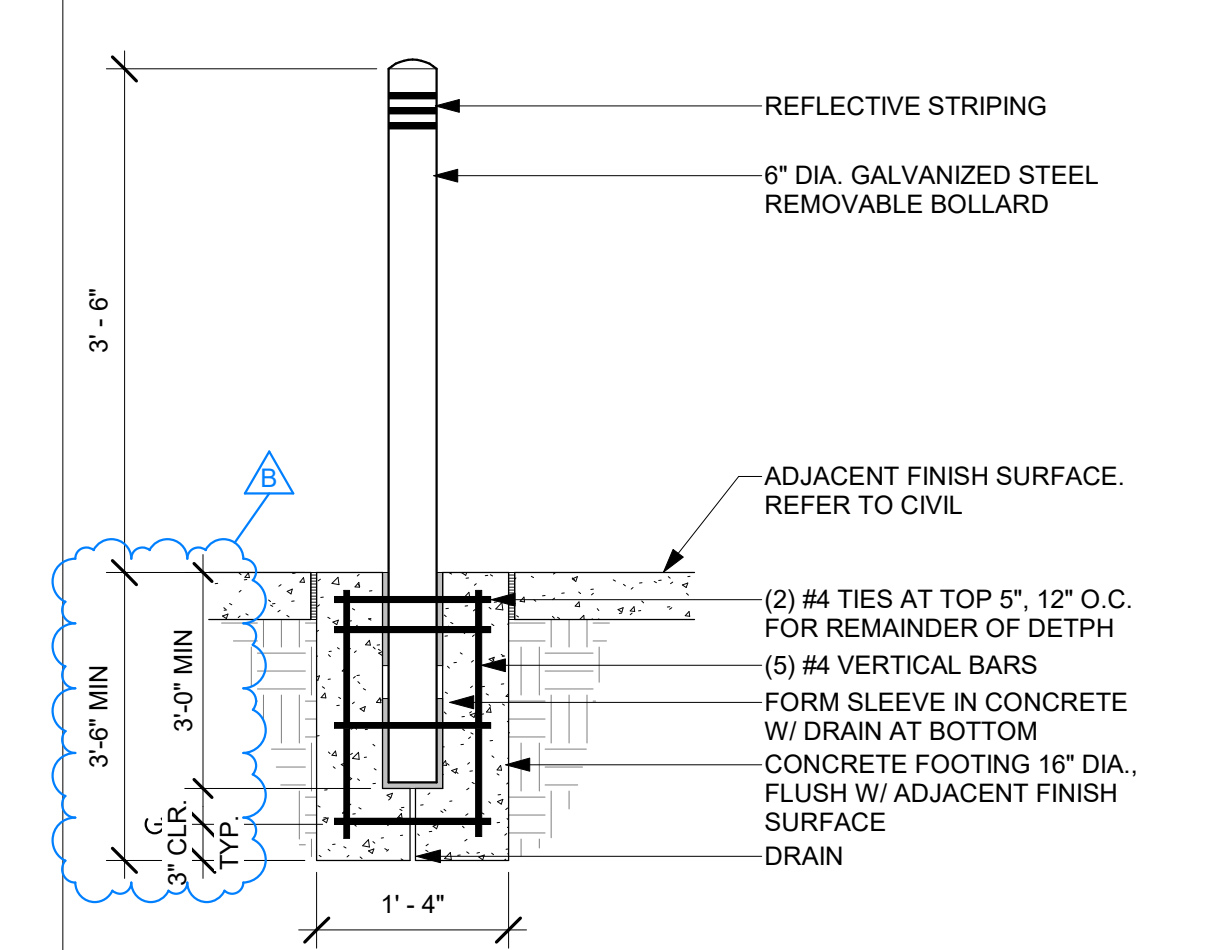
51 CMU ENCLOSURE/ SITE WALL
SCALE: 1" = 1'-0"



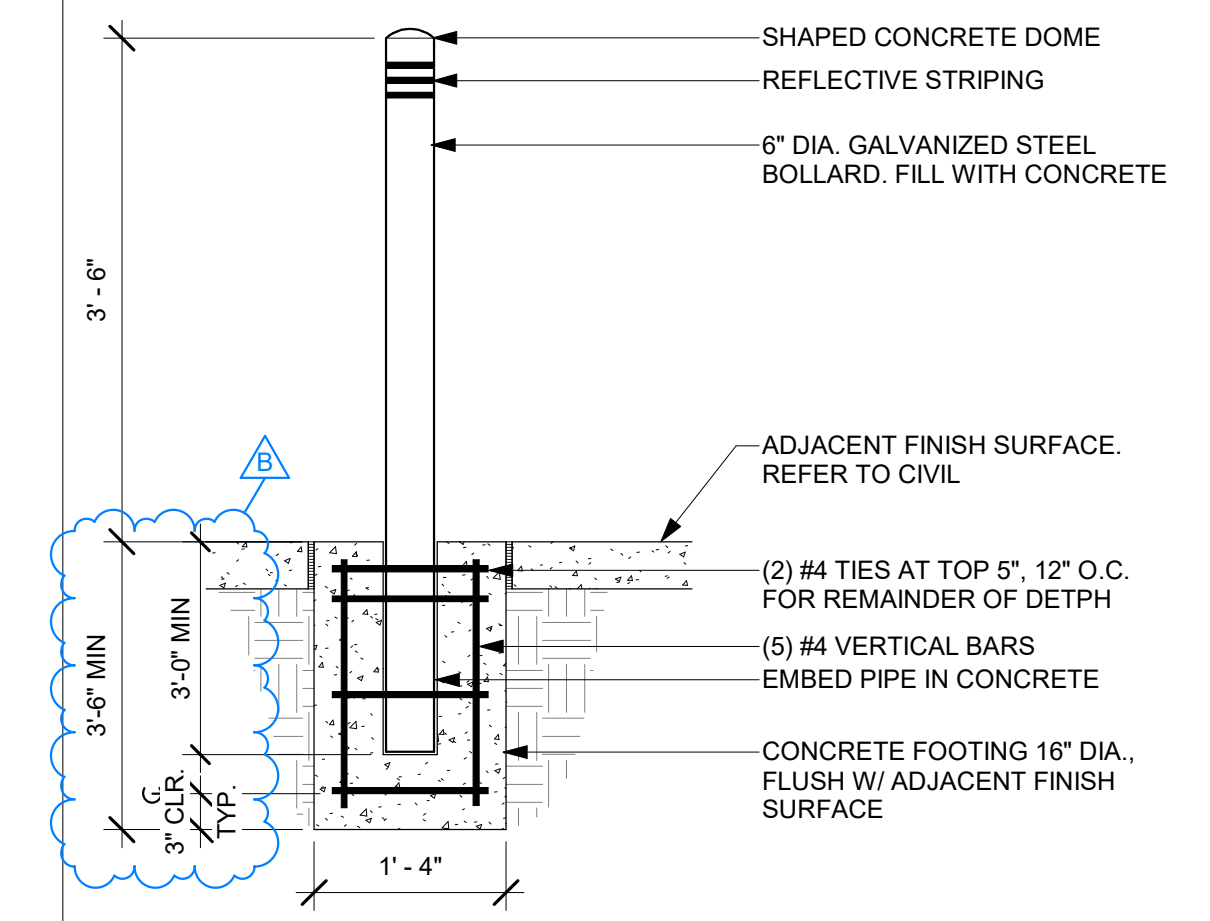
41 SITE COLUMN
SCALE: 1/2" = 1'-0"



32 FIXED BOLLARD W/ GATE SENSOR
SCALE: 1" = 1'-0"

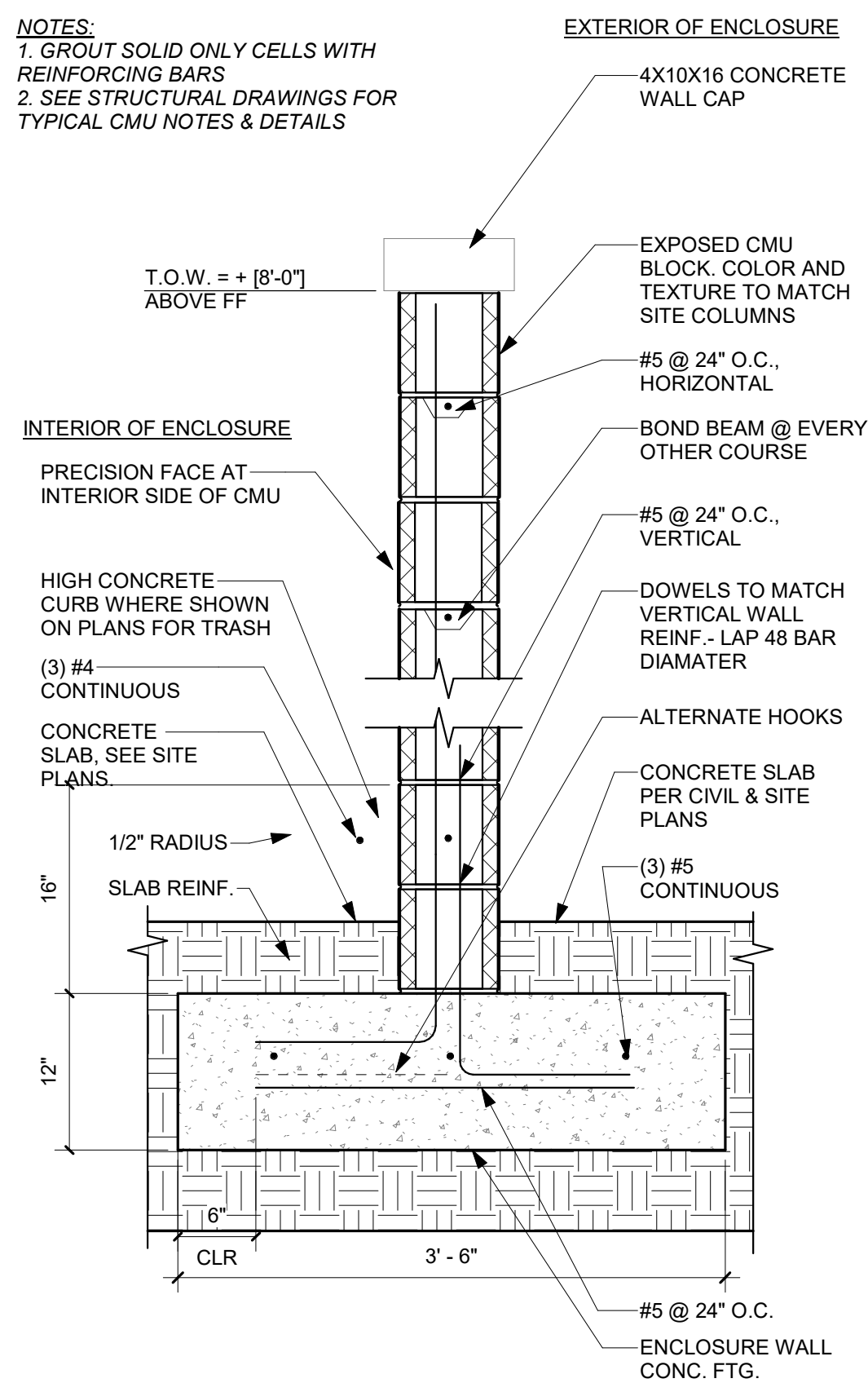


11 BOLLARD - REMOVABLE
SCALE: 3/4" = 1'-0"

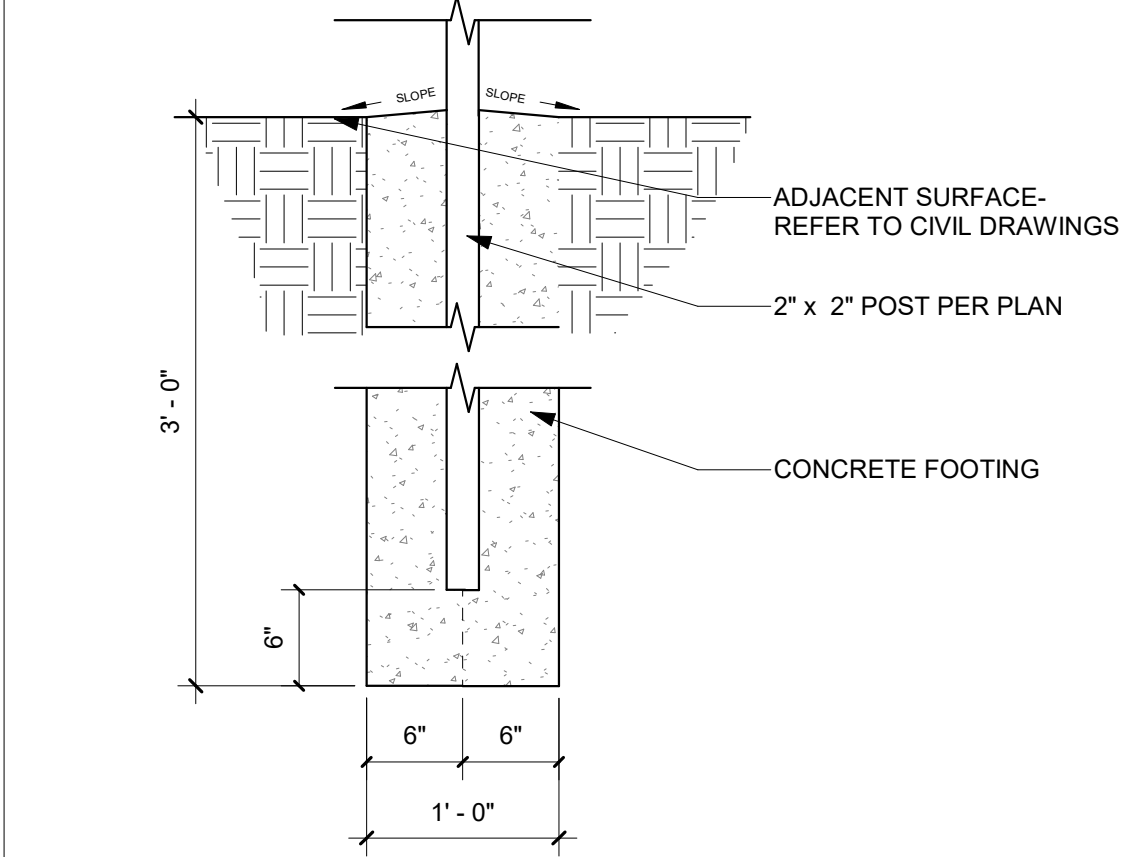


12 BOLLARD - FIXED
SCALE: 3/4" = 1'-0"

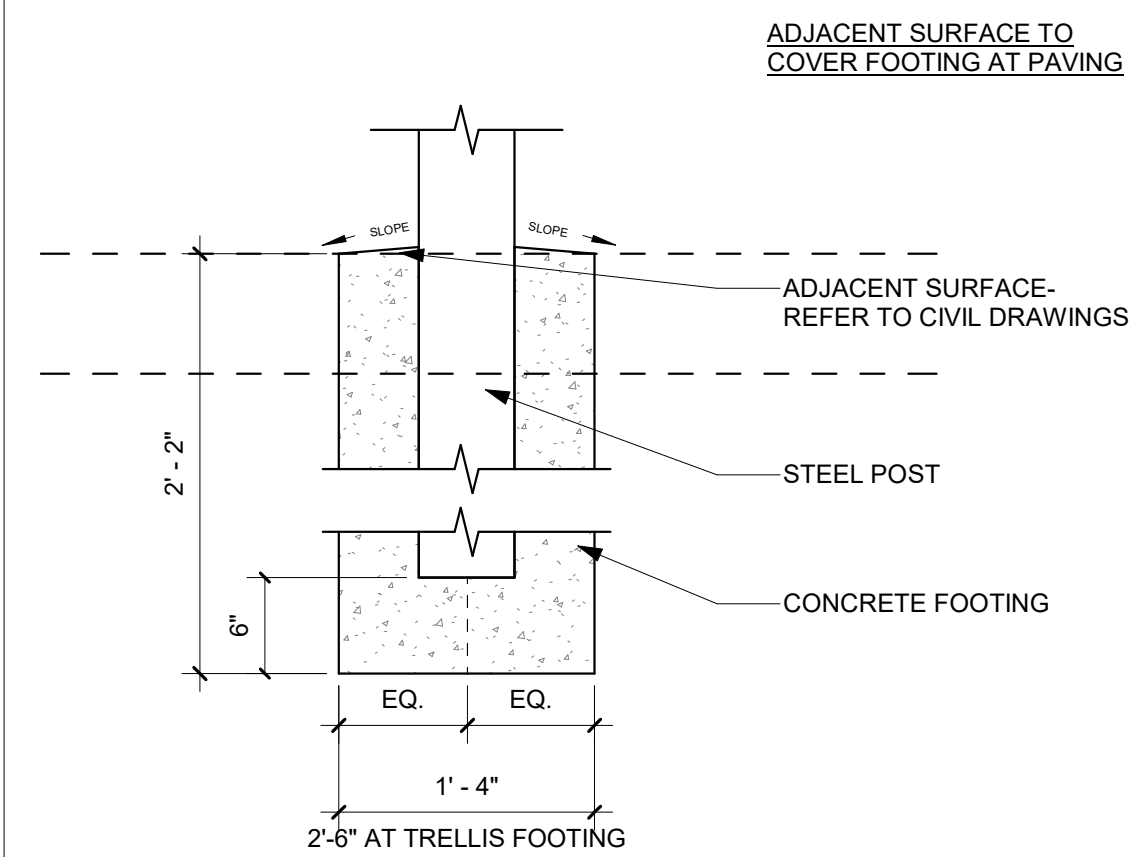
NOTES:
1. GROUT SOLID ONLY CELLS WITH REINFORCING BARS
2. SEE STRUCTURAL DRAWINGS FOR TYPICAL CMU NOTES & DETAILS



54 TYPICAL SITE WALL
SCALE: 1" = 1'-0"

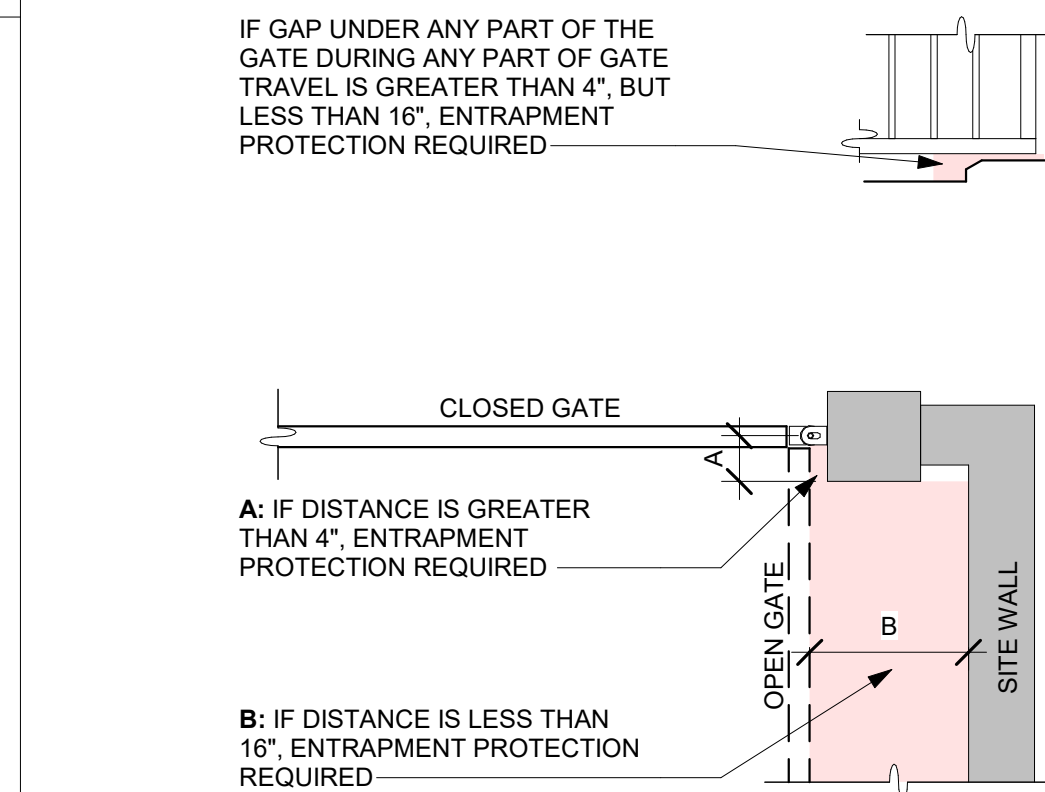
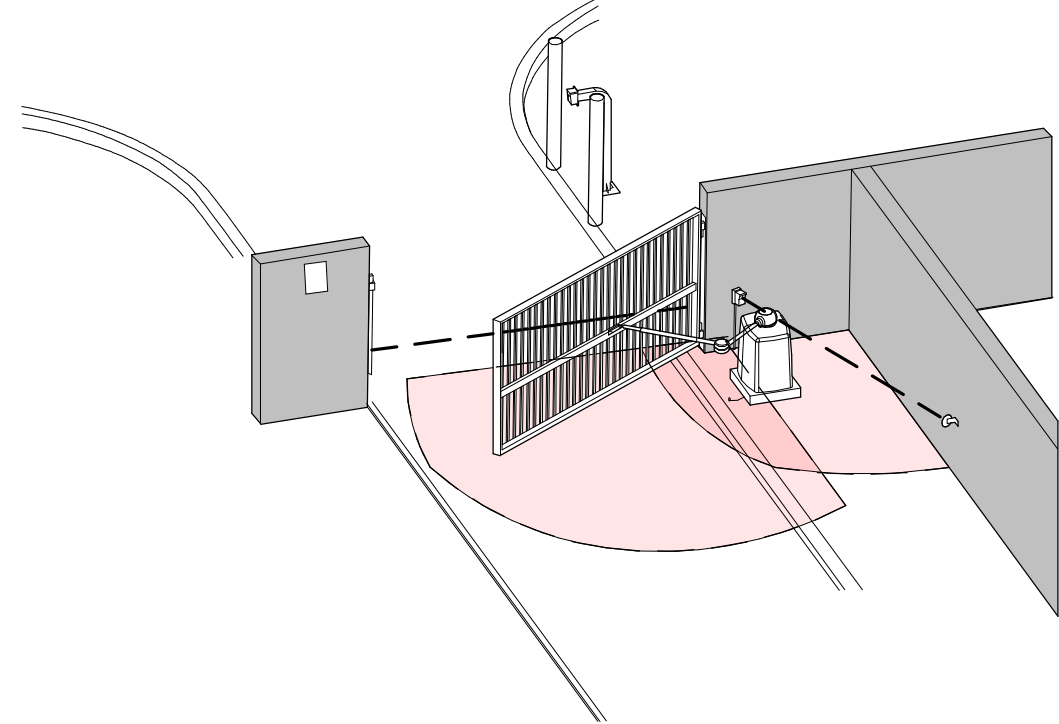


42 SIGN POST FOOTING
SCALE: 1" = 1'-0"

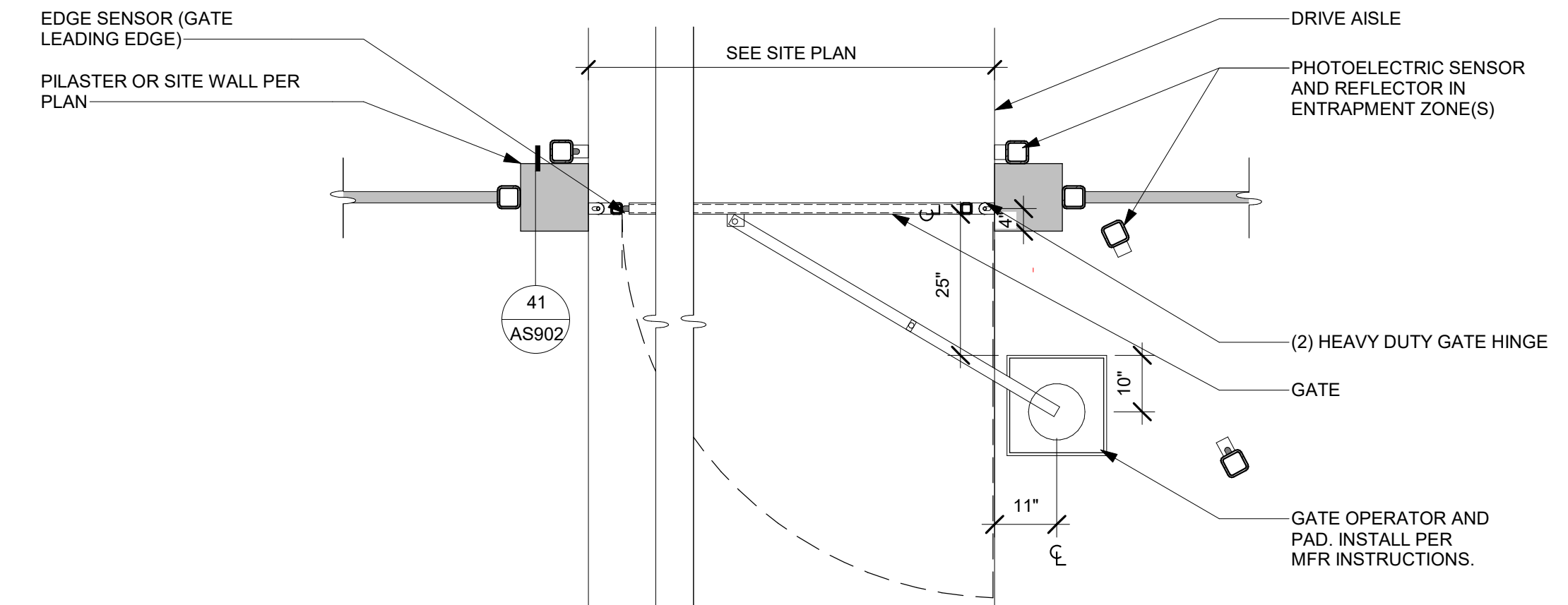


43 FENCE POST FOOTING
SCALE: 1" = 1'-0"

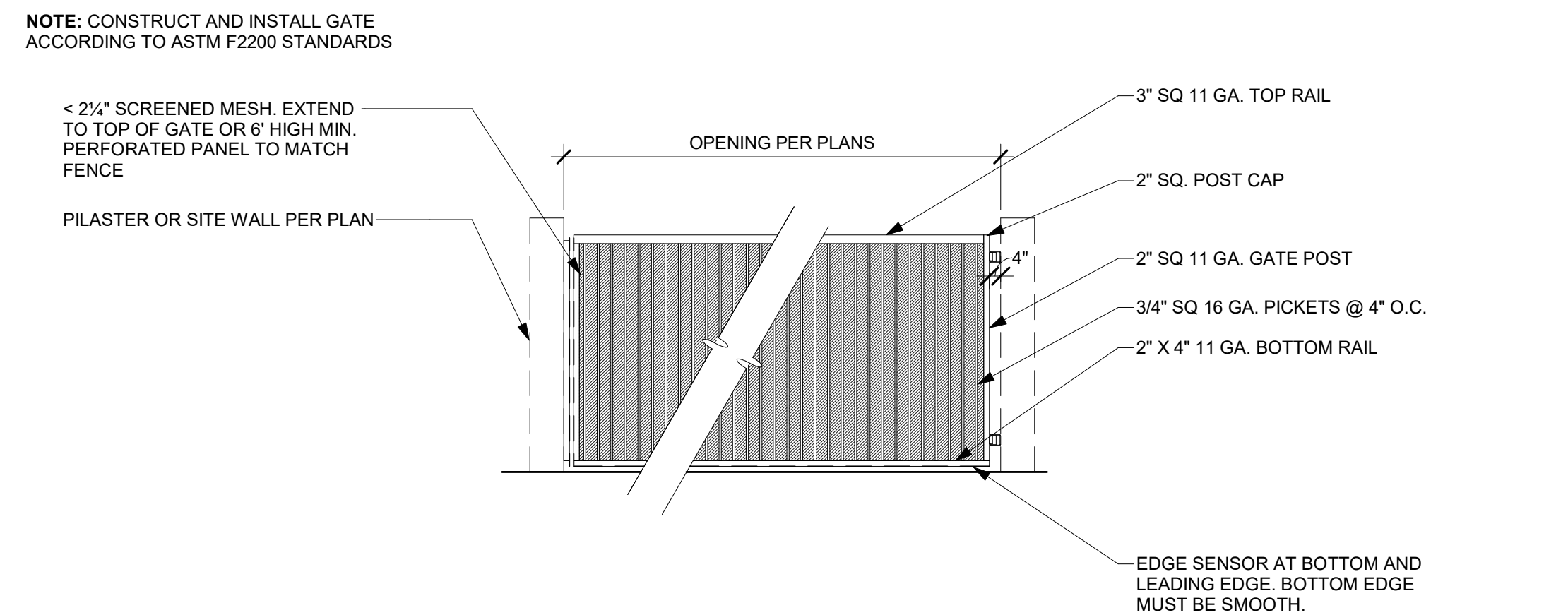
A MINIMUM OF TWO INDEPENDENT MONITORED ENTRAPMENT PROTECTION DEVICES ARE REQUIRED TO BE INSTALLED AT EACH ENTRAPMENT ZONE



34 SWING GATE - ENTRAPMENT ZONES
SCALE: 1/2" = 1'-0"



23 SWING GATE - PLAN
SCALE: 1/2" = 1'-0"



24 SWING GATE - ELEVATION
SCALE: 1/4" = 1'-0"



rrm design.com | (805) 543-1794
THE ENCLOSED DRAWINGS, SPECIFICATIONS, GENERAL CONDITIONS AND AGREEMENTS REPRESENTED HEREBY ARE AND SHALL REMAIN THE PROPERTY OF RRM DESIGN GROUP AND NO PART THEREOF SHALL BE COPIED, DISCLOSED TO OTHERS OR USED IN CONNECTION WITH ANY WORK OR PROJECT OTHER THAN THE SPECIFIED PROJECT FOR WHICH THEY HAVE BEEN PREPARED AND DEVELOPED WITHOUT THE WRITTEN CONSENT OF RRM DESIGN GROUP. RRM DESIGN GROUP SHALL BE RESPONSIBLE FOR THE ACCURACY OF THE INFORMATION AND SPECIFICATIONS SHOWN HEREON. RRM DESIGN GROUP SHALL NOT BE RESPONSIBLE FOR THE ACCURACY OF THE INFORMATION AND SPECIFICATIONS SHOWN HEREON. RRM DESIGN GROUP SHALL NOT BE RESPONSIBLE FOR THE ACCURACY OF THE INFORMATION AND SPECIFICATIONS SHOWN HEREON. RRM DESIGN GROUP SHALL NOT BE RESPONSIBLE FOR THE ACCURACY OF THE INFORMATION AND SPECIFICATIONS SHOWN HEREON. RRM IS A CALIFORNIA CORPORATION



CONSULTANT

AGENCY

RIVERSTONE FIRE STATION
NORTHWEST CORNER OF AVENUE 11 AND ROAD 40
SITE DETAILS

NO.	REVISION	DATE
B	BID RFC RESPONSES	

PROJECT MANAGER
MLS
DRAWN BY
CHECKED BY
CW
DATE
JUNE 4, 2026
PROJECT NUMBER
2471-01-CI21
SHEET

AS902

BID DOCUMENTS

**SECTION 00 21 13.1
Contractor RFC Form**

**CONTRACTOR REQUEST FOR CLARIFICATION
PROJECT: MADERA COUNTY RIVERSTONE FIRE STATION**

Requests for clarification of the plans and specifications regarding this project shall be submitted on this form. Any change or clarification of the project plans and specifications shall be in the form of a written addendum issued to plan holders of record.

Contractors requesting clarification shall complete the following:

FIRM NAME: Fortune Ratliff General Contractors, Inc (RFC #2)

SENDER/CONTACT NAME: Ron Donaldson

MAILING ADDRESS: 352 W. Bedford Ave.#107, Fresno CA

ZIP CODE: 93711 BUSINESS PHONE: (559) 432-1306

EMAIL: estimating@fortuneratlift.com

Type or print questions below and email form to:
jorge.mendoza@maderacounty.com and ricky.arredondo@maderacounty.com

Sheet #: _____ Detail #: _____ Specification Section #: General Conditions

- 1) Please confirm if Builders Risk with Flood & Toronado coverage is required _____
- 2) Is the Permit Cost by Owner _____
- 3) Will the contractor be responsible for utility fees related to usage _____
- _____
- _____
- _____

This form may be removed from the project specifications and/or reproduced as needed.

Date Received: _____ **Time Received:** _____ am / pm **RFC Number:** 18

RESPONSE:

- 1. No, flood & tornado coverage is not required.
- 2. Permit cost to be paid by contractor. Permit cost is \$8,606.96
- 3. Yes, contractor will be responsible for any temp. utility fees.
- _____
- _____



Community and Economic Development Building Division

200 W. Fourth St.
 Suite 3100
 Madera, CA 93637
 TEL (559) 675-7821
 FAX (559) 675-6573
 TDD (559) 675-8970

mcbuilding@madera-county.com

Invoice of Fees

Permit No. 22-0128-COM

Permit No. 049-052-007-000

Description Of Work Fire Station

Applicant RRM Design Group

Address:

3765 S. Higuera Street
San Luis Obispo CA 93401

Owner: MADERA COUNTY

Description	Fee Amount	Amount Paid	Adjuste	Amount Owing
Automation Maintenance Fee	\$12.00	(\$12.00)	\$0.00	\$0.00
Development Review Fee (PD)	\$79.00	(\$79.00)	\$0.00	\$0.00
Development Review Fee (EH)	\$63.00	(\$63.00)	\$0.00	\$0.00
Development Review Fee (EG)	\$67.00	(\$67.00)	\$0.00	\$0.00
Development Review Fee (FR)	\$47.00	(\$47.00)	\$0.00	\$0.00
Development Review Fee (RD)	\$67.00	(\$67.00)	\$0.00	\$0.00
General Plan Update Fee	\$61.00	\$0.00	\$0.00	\$61.00
County BSARF Fees	\$3.80	\$0.00	\$0.00	\$3.80
State BSARF Fees	\$34.20	\$0.00	\$0.00	\$34.20
Software Automation Fee	\$127.00	\$0.00	\$0.00	\$127.00
Commercial Supplemental Plumbing Permit Fee	\$20.00	\$0.00	\$0.00	\$20.00
Commercial SMI Fee - Trust	\$13.15	\$0.00	\$0.00	\$13.15
Commercial SMI Fee - General	\$249.89	\$0.00	\$0.00	\$249.89
Commercial Plan Archive - 8.5"x11" or Smaller Fee	\$34.60	\$0.00	\$0.00	\$34.60
Service/Sub-panel: 0-600V & 200.1 - 1000Amp Fee	\$105.00	\$0.00	\$0.00	\$105.00
Busway Per 100 feet Fee	\$14.00	\$0.00	\$0.00	\$14.00
Lighting Fixtures - First 20 Fee	\$26.60	\$0.00	\$0.00	\$26.60
Lighting Fixtures - Each Additional Fee	\$63.00	\$0.00	\$0.00	\$63.00
Water Heater Including Vent Fee	\$24.50	\$0.00	\$0.00	\$24.50
Rain Water System Fee	\$73.50	\$0.00	\$0.00	\$73.50
Commercial Inspection - General - Electrical Fee	\$140.00	\$0.00	\$0.00	\$140.00
Plumbing Fixture / Trip / Indirect Waste Fee	\$210.00	\$0.00	\$0.00	\$210.00
Absorption System 0 to 100,000 BTU Fee	\$105.00	\$0.00	\$0.00	\$105.00
Water Piping / Water Treating Equipment Fee	\$525.00	\$0.00	\$0.00	\$525.00
On-Site Private Sewer Mains / Laterals 4"+ Fee	\$110.94	\$0.00	\$0.00	\$110.94
Storm Drain Inlet / Outlet Fee	\$140.00	\$0.00	\$0.00	\$140.00
Commercial Supplemental Mechanical Permit Fee	\$20.00	\$0.00	\$0.00	\$20.00
Receptical, Switch, Outlet - First 20 Fee	\$26.60	\$0.00	\$0.00	\$26.60
Receptical, Switch, Outlet - Each Additional Fee	\$167.16	\$0.00	\$0.00	\$167.16
Power Apparatus 1.1 - 10 HP Fee	\$63.00	\$0.00	\$0.00	\$63.00
Commercial Inspection - General - Plumbing Fee	\$70.00	\$0.00	\$0.00	\$70.00
Commercial Plan Archive - Over 8.5"x11" Fee	\$245.00	\$0.00	\$0.00	\$245.00
Boiler 7,634 - 38,167 BTU / Compressor 3.1 - 15 HP Fee	\$52.50	\$0.00	\$0.00	\$52.50
Commercial Inspection - General - Mechanical Fee	\$70.00	\$0.00	\$0.00	\$70.00

On-Site Water Mains / Laterals 2"+ Fee	\$114.46	\$0.00	\$0.00	\$114.46
Commercial Supplemental Electrical Permit Fee	\$20.00	\$0.00	\$0.00	\$20.00
Ventilation Fan - Mechanical Fee	\$63.00	\$0.00	\$0.00	\$63.00
Forced-Air / Gravity Furnace 100,000+ BTU Fee	\$84.00	\$0.00	\$0.00	\$84.00
Gas Piping System Fee	\$45.50	\$0.00	\$0.00	\$45.50
Inspection (Fire Department)	\$139.00	\$0.00	\$0.00	\$139.00
Suspended / Wall / Floor Heater Fee	\$42.00	\$0.00	\$0.00	\$42.00
Commercial Energy Surcharge - Commercial Plan	\$735.64	\$0.00	\$0.00	\$735.64
Commercial Building Permit Fee	\$4,527.00	\$0.00	\$0.00	\$4,527.00
Commercial Duct Work Fee	\$10.92	\$0.00	\$0.00	\$10.92
Commercial Permit Issuance - Building	\$30.00	\$0.00	\$0.00	\$30.00
		Total Amount Owed		\$8,606.96

**SECTION 00 21 13.1
Contractor RFC Form**

**CONTRACTOR REQUEST FOR CLARIFICATION
PROJECT: MADERA COUNTY RIVERSTONE FIRE STATION**

Requests for clarification of the plans and specifications regarding this project shall be submitted on this form. Any change or clarification of the project plans and specifications shall be in the form of a written addendum issued to plan holders of record.

Contractors requesting clarification shall complete the following:

FIRM NAME: Fortune Ratliff General Contractors, Inc (RFC #3)

SENDER/CONTACT NAME: Ron Donaldson

MAILING ADDRESS: 352 W. Bedford Ave.#107, Fresno CA

ZIP CODE: 93711 BUSINESS PHONE: (559) 432-1306

EMAIL: estimating@fortuneratliff.com

Type or print questions below and email form to:
jorge.mendoza@maderacounty.com and ricky.arredondo@maderacounty.com

Sheet #: _____ Detail #: _____ Specification Section #: Supplemental Conditions

1) Please confirm if Professional & Pollution Liability required

2) Is temporary fire protection such as water truck or water tank required

This form may be removed from the project specifications and/or reproduced as needed.

Date Received: _____ **Time Received:** _____ am / pm **RFC Number:** 19

RESPONSE:

1. Yes, Professional & Pollution Liability are required.

2. No, a water truck or water tank are not required as temporary fire protection.

**SECTION 00 21 13.1
Contractor RFC Form**

**CONTRACTOR REQUEST FOR CLARIFICATION
PROJECT: MADERA COUNTY RIVERSTONE FIRE STATION**

Requests for clarification of the plans and specifications regarding this project shall be submitted on this form. Any change or clarification of the project plans and specifications shall be in the form of a written addendum issued to plan holders of record.

Contractors requesting clarification shall complete the following:

FIRM NAME: Fortune Ratliff General Contractors, Inc (RFC #4)

SENDER/CONTACT NAME: Ron Donaldson

MAILING ADDRESS: 352 W. Bedford Ave.#107, Fresno CA

ZIP CODE: 93711 BUSINESS PHONE: (559) 432-1306

EMAIL: estimating@fortuneratliff.com

Type or print questions below and email form to:
jorge.mendoza@maderacounty.com and ricky.arredondo@maderacounty.com

Sheet #: _____ Detail #: _____ Specification Section #: 10 14 19

Please provide the Dimensional Letter Signage for this Section

This form may be removed from the project specifications and/or reproduced as needed.

Date Received: _____ **Time Received:** _____ am / pm **RFC Number:** _____

RESPONSE:

Refer to updated section 10 1419. Also refer to the updated East Elevation on A-201 for added light fixtures and additional dimensions.

Darin Cabral 6/4/26

[END OF DOCUMENT 00 21 13.1]

**Section 10 14 19
Dimensional Letter Signage**

PART 1 GENERAL

1.01 SECTION INCLUDES

- A. Dimensional letter signage.

1.02 RELATED REQUIREMENTS

- A. 07 46 46 - Fiber-Cement Siding: Backing for letters

1.03 REFERENCE STANDARDS

1.04 SUBMITTALS

- A. Product Data: Manufacturer's product literature for each type of dimensional letter sign, indicating style, font, colors, locations, and overall dimensions of each sign.
- B. Shop Drawings:
 - 1. Include dimensions, locations, elevations, materials, text and graphic layout, and attachment details.
- C. Samples: Submit one sample of each type of dimensional letter sign of size similar to that required for project, indicating sign style, font, and method of attachment.
- D. Selection Samples: Where materials, colors, and finishes are not specified, submit two sets of selection charts or chips.
- E. Manufacturer's Installation Instructions: Include installation templates and attachment devices.

1.05 QUALITY ASSURANCE

- A. Manufacturer Qualifications: Company specializing in manufacturing the products specified in this section with minimum three years of documented experience.

1.06 DELIVERY, STORAGE, AND HANDLING

- A. Package dimensional letter signs as required to prevent damage before installation.
- B. Store under cover and elevated above grade.

1.07 FIELD CONDITIONS

- A. Do not install tape adhesive when ambient temperature is lower than recommended by manufacturer.

- B. Maintain minimum ambient temperature during and after installation.

PART 2 PRODUCTS

2.01 MANUFACTURERS

- A. Dimensional Letter Signs:
 - 1. A.R.K. Ramos: www.arkramos.com/#sle.
 - 2. FASTSIGNS International, Inc: www.fastsigns.com/#sle.

2.02 DIMENSIONAL LETTERS

- A. Applications: Building identification.
 - 1. Use individual metal letters.
 - 2. Mounting Location: Exterior as indicated on drawings.
- B. Metal Letters:
 - 1. Material: Aluminum casting.
 - 2. Thickness: Manufacturer's standard for letter size.
 - 3. Letter Height:
 - a. "Madera County": 8 inches
 - b. "RiverStone Fire Station": 14 inches
 - c. Building address TBD : 14 inches
 - d. "6": 16 inches
 - 4. Text and Typeface:
 - a. Character Font: Architectural Prismatic 514.
 - b. Character Case: Upper case only.
 - 5. Finish: Brushed, satin.
 - 6. Color: Clear.
 - 7. Mounting: Double bar mount.

2.03 ACCESSORIES

- A. Exposed Screws: Stainless steel.

PART 3 EXECUTION

3.01 EXAMINATION

- A. Verify that substrate surfaces are ready to receive work.
- B. Notify Architect if conditions are not suitable for installation of signs; do not proceed until conditions are satisfactory.

3.02 INSTALLATION

- A. Install in accordance with manufacturer's instructions.

- B. Install with horizontal edges level.
- C. Protect from damage until Date of Substantial Completion; repair or replace damaged items.

End of Section



rrmdesign.com | (805) 543-1794
 THE INCLUDED DRAWINGS, SPECIFICATIONS, SCHEDULES, NOTES AND DIMENSIONS REPRESENTED HEREBY ARE AND SHALL REMAIN THE PROPERTY OF RRM DESIGN GROUP AND NO PART THEREOF SHALL BE COPIED, DISCLOSED TO OTHERS OR USED IN CONNECTION WITH ANY WORK OR PROJECT OTHER THAN THE SPECIFIED PROJECT FOR WHICH THEY HAVE BEEN PREPARED AND DEVELOPED WITHOUT THE WRITTEN CONSENT OF RRM DESIGN GROUP. RRM DESIGN GROUP SHALL NOT BE RESPONSIBLE FOR ANY ERRORS OR OMISSIONS IN THESE DRAWINGS OR SPECIFICATIONS. RRM DESIGN GROUP SHALL NOT BE RESPONSIBLE FOR ANY CONSTRUCTION OR PERFORMANCE OF ANY WORK OR PROJECT OTHER THAN THE SPECIFIED PROJECT. RRM DESIGN GROUP SHALL NOT BE RESPONSIBLE FOR ANY DELAYS OR DAMAGES TO ANY WORK OR PROJECT OTHER THAN THE SPECIFIED PROJECT. RRM DESIGN GROUP SHALL NOT BE RESPONSIBLE FOR ANY COSTS OR DAMAGES TO ANY WORK OR PROJECT OTHER THAN THE SPECIFIED PROJECT. RRM DESIGN GROUP SHALL NOT BE RESPONSIBLE FOR ANY INJURY OR DAMAGE TO ANY PERSON OR PROPERTY OTHER THAN THE SPECIFIED PROJECT. RRM DESIGN GROUP SHALL NOT BE RESPONSIBLE FOR ANY DEATH OR PERSONAL INJURY TO ANY PERSON OTHER THAN THE SPECIFIED PROJECT. RRM DESIGN GROUP SHALL NOT BE RESPONSIBLE FOR ANY PROPERTY DAMAGE TO ANY PERSON OR PROPERTY OTHER THAN THE SPECIFIED PROJECT. RRM DESIGN GROUP SHALL NOT BE RESPONSIBLE FOR ANY CONSTRUCTION OR PERFORMANCE OF ANY WORK OR PROJECT OTHER THAN THE SPECIFIED PROJECT. RRM DESIGN GROUP SHALL NOT BE RESPONSIBLE FOR ANY DELAYS OR DAMAGES TO ANY WORK OR PROJECT OTHER THAN THE SPECIFIED PROJECT. RRM DESIGN GROUP SHALL NOT BE RESPONSIBLE FOR ANY COSTS OR DAMAGES TO ANY WORK OR PROJECT OTHER THAN THE SPECIFIED PROJECT. RRM DESIGN GROUP SHALL NOT BE RESPONSIBLE FOR ANY INJURY OR DAMAGE TO ANY PERSON OR PROPERTY OTHER THAN THE SPECIFIED PROJECT. RRM DESIGN GROUP SHALL NOT BE RESPONSIBLE FOR ANY DEATH OR PERSONAL INJURY TO ANY PERSON OTHER THAN THE SPECIFIED PROJECT. RRM DESIGN GROUP SHALL NOT BE RESPONSIBLE FOR ANY PROPERTY DAMAGE TO ANY PERSON OR PROPERTY OTHER THAN THE SPECIFIED PROJECT. RRM IS A CALIFORNIA CORPORATION



CONSULTANT

AGENCY

GENERAL NOTES

- 1 REFER TO DOOR SCHEDULE & TYPES FOR FURTHER INFORMATION.
- 2 REFER TO WINDOW SCHEDULE & TYPES FOR FURTHER INFORMATION.
- 3 MASONRY SEALER TO BE APPLIED TO ALL EXTERIOR MASONRY VENEER.
- 4 PROVIDE ARCHITECTURAL STONE TRIM AT EXTERIOR ELECTRICAL BOXES INCLUDING OUTLET BOXES, DOOR BELL, EMERGENCY PHONE, INTERCOM, AND COMMUNICATIONS THAT ARE WITHIN THE STONE VENEER WALL SURFACE.
- 5 PROVIDE CUSTOM CUT 26" X 14" FLAT STONE TO MATCH STONE VENEER AS BACKING FOR EXTERIOR LIGHT FIXTURES WITHIN STONE VENEER WALL SURFACE. STONE SHALL HAVE CHAMFERED EDGES AND HOLE FOR LIGHT FIXTURE BOX. PROVIDE ADDITIONAL FLAT STONE TO MATCH STONE VENEER AS BACKING FOR 911 PHONE AND DOOR BELL/INTERCOM AT FRONT DOOR. SIZE TO FIT UNITS APPROXIMATELY 26" WIDE X 14" TALL.
- 6 PROVIDE CONTROL JOINTS TO BOTTOM OF SOFFIT AT ALL WINDOW TRIM OUTSIDE EDGES.
- 7 SEE 1/A-915 FOR GENERAL CEMENT PLASTER DETAILS
- 8 MISCELLANEOUS TRIM AND SURFACES TO MATCH ADJACENT EXTERIOR SIDING COLORS

KEYNOTES

- 04 7200.A CAST STONE VENEER
- 06 1000.K DECORATIVE CORBEL
- 06 1000.L DECORATIVE KICKER
- 07 4113 METAL ROOF PANELS
- 07 4646.A FIBER CEMENT BOARD AND BATT SIDING.
- 07 4646.F FIBER CEMENT BATTEN TRIM.
- 07 6200.A DOWNSPOUT
- 07 6200.B GUTTER
- 07 6200.F GALVANIZED SHEET METAL WALL CAP
- 09 2400.A CEMENT PLASTER SYSTEM
- 10 1400.A INDIVIDUAL METAL LETTERS/NUMBERS. REFER TO SPECIFICATIONS.
- 10 7300.A PRE-MANUFACTURED CANTILEVERED METAL CANOPY, CENTER OVER WINDOWS BELOW.
- 26 5000.A LIGHT FIXTURE. REFER TO ELECTRICAL

TYPICAL DETAILS

ITEM	DETAIL REFERENCE:
MOUNTING PADS:	41 / A-914 42 / A-914
FIBER CEMENT TRIM:	12 / A-914 13 / A-914

RIVERSTONE FIRE STATION
 NORTHWEST CORNER OF AVENUE 11 AND ROAD 40
EXTERIOR ELEVATIONS

NO.	REVISION	DATE
1	BID RFC RESPONSES	

PROJECT MANAGER
MLS

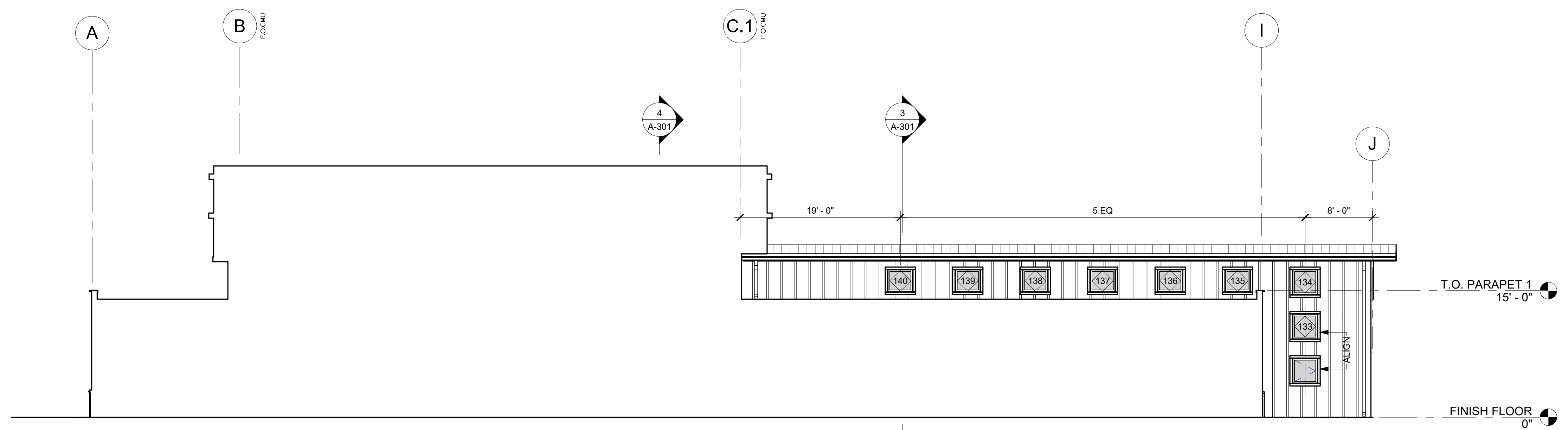
DRAWN BY _____ **CHECKED BY** _____
CW

DATE
JUNE 4, 2026

PROJECT NUMBER
2471-01-CI21

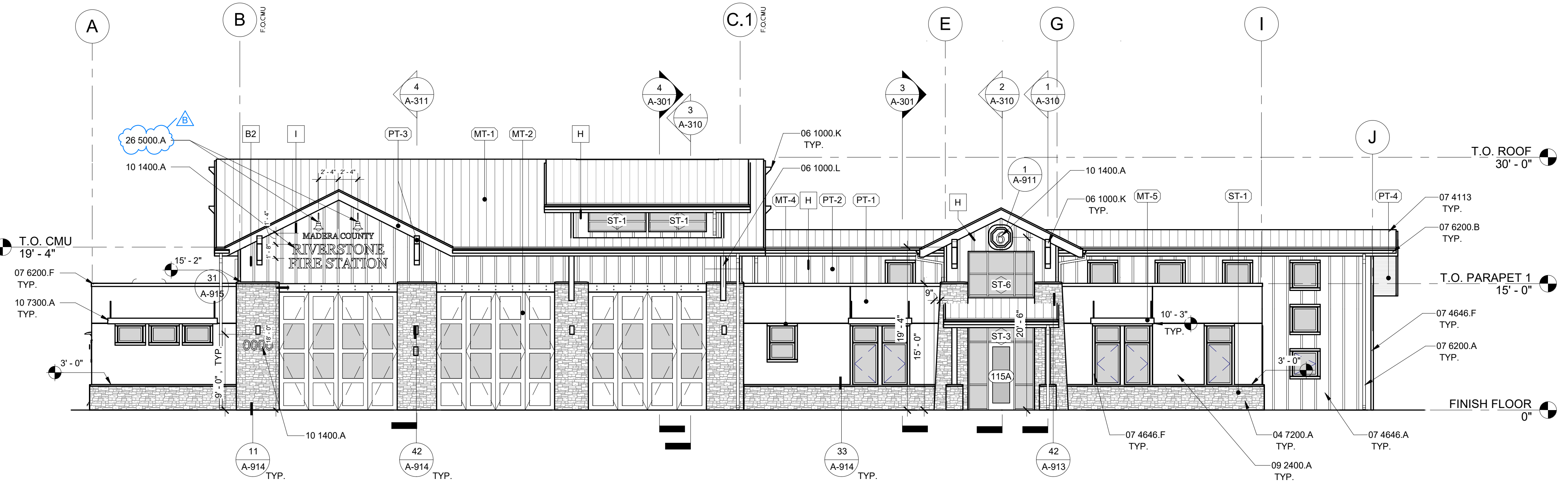
SHEET
A-201

BID DOCUMENTS



2 PARTIAL EAST ELEVATION

A-111 A-201 SCALE: 1/8" = 1'-0"



1 EAST ELEVATION

A-101 A-201 SCALE: 1/8" = 1'-0"

EXTERIOR FINISH SCHEDULE

TAG	DESCRIPTION	SPECIFICATION	LOCATION
07 - Roofs			
MT-1	PREFORMED METAL ROOF	MANUF: AEP Span ITEM: STANDING SEAM COLOR: Cool Zinc Gray	
08 - Openings			
MT-2	FOUR-FOLD APPARATUS DOORS	COLOR: TO MATCH SW 7048 Urbane Bronze	
MT-6	SECTIONAL DOORS	COLOR: TO MATCH SW 7048 Urbane Bronze	
10-Specialties			
MT-5	CANOPIES	MANUF: Mapes Color: Mapes Bronze	
084313-Aluminum Framed Storefronts			
MT-3	STOREFRONTS	COLOR: TO MATCH SW 7048 Urbane Bronze	
085113-Aluminum Windows			
MT-4	ALUMINUM WINDOWS	MANUF: Kawneer COLOR: Bronze	

TAG	DESCRIPTION	SPECIFICATION	LOCATION
099113-Exterior Paint			
PT-1	FIELD PAINT	MANUF: Sherwin Williams Color: SW 6126 Navajo White	-CEMENT PLASTER AS INDICATED ON ELEVATIONS
PT-2	ACCENT PAINT	MANUF: Sherwin Williams COLOR: SW 0057 Chinese Red	-FIBER CEMENT BOARD AND BATTEN SIDING -CEMENT PLASTER AS INDICATED ON ELEVATIONS -ALL BOLLARDS
PT-3	TRIM	MANUF: Sherwin Williams COLOR: SW 7048 Urbane Bronze	-ALL METAL FLASHING AT WINDOWS, DOORS AND ROOF -ALL FASCIA -ALL GUTTERS AND DOWNSPOUTS
PT-4	WOOD STAIN	MANUF: Sherwin Williams COLOR: SW 3512 Cider Mill	-ALL EXTERIOR WOOD SOFFITS -FAUX BEAMS AT APP BAY DOORS
Stone-047200			
ST-1	ADHERED STONE VENEER	MANUF: ElDorado Stone COLOR: Western Castillo	

6/4/2026 4:18:59 PM Autodesk Docs:\2471-01 - Riverstone Fire Station\2471-01-CI21-Riverstone Fire Station.rvt

**SECTION 00 21 13.1
Contractor RFC Form**

**CONTRACTOR REQUEST FOR CLARIFICATION
PROJECT: MADERA COUNTY RIVERSTONE FIRE STATION**

Requests for clarification of the plans and specifications regarding this project shall be submitted on this form. Any change or clarification of the project plans and specifications shall be in the form of a written addendum issued to plan holders of record.

Contractors requesting clarification shall complete the following:

FIRM NAME: Quiring General, LLC

SENDER/CONTACT NAME: Jacob Kuhlemeier

MAILING ADDRESS: 5118 E Clinton Way Ste 201, Fresno, CA

ZIP CODE: 93727 BUSINESS PHONE: (559) 432-2800

EMAIL: estimating@quiring.com

Type or print questions below and email form to:

jorge.mendoza@maderacounty.com and ricky.arredondo@maderacounty.com

Sheet #: A-131 & A-931 Detail #: 42/A-931 Specification Section #: _____

Per Finish Legend A-131, field wall tile (T-2) is noted 6"x24". Detail A-931/42 indicates a 12"x24" tile. Please confirm the correct size of the field tile.

This form may be removed from the project specifications and/or reproduced as needed.

Date Received: _____ **Time Received:** _____ am / pm **RFC Number:** 25

RESPONSE:

See response to RFC 9 & 10

**SECTION 00 21 13.1
Contractor RFC Form**

**CONTRACTOR REQUEST FOR CLARIFICATION
PROJECT: MADERA COUNTY RIVERSTONE FIRE STATION**

Requests for clarification of the plans and specifications regarding this project shall be submitted on this form. Any change or clarification of the project plans and specifications shall be in the form of a written addendum issued to plan holders of record.

Contractors requesting clarification shall complete the following:

FIRM NAME: Quiring General, LLC

SENDER/CONTACT NAME: Jacob Kuhlemeier

MAILING ADDRESS: 5118 E Clinton Way Ste 201, Fresno, CA

ZIP CODE: 93727 BUSINESS PHONE: (559) 432-2800

EMAIL: estimating@quiring.com

Type or print questions below and email form to:
jorge.mendoza@maderacounty.com and ricky.arredondo@maderacounty.com

Sheet #: A-131 & A-931 Detail #: 42/A-931 Specification Section #: _____

Per Finish Legend A-131, accent wall tile (T-3) is noted as a 6" band. Detail A-931/42 indicates a 4" band. Please confirm accent band size.

This form may be removed from the project specifications and/or reproduced as needed.

Date Received: _____ **Time Received:** _____ am / pm **RFC Number:** RFC 26

RESPONSE:

See response to RFC 9 & 10

**SECTION 00 21 13.1
Contractor RFC Form**

**CONTRACTOR REQUEST FOR CLARIFICATION
PROJECT: MADERA COUNTY RIVERSTONE FIRE STATION**

Requests for clarification of the plans and specifications regarding this project shall be submitted on this form. Any change or clarification of the project plans and specifications shall be in the form of a written addendum issued to plan holders of record.

Contractors requesting clarification shall complete the following:

FIRM NAME: Quiring General, LLC

SENDER/CONTACT NAME: Jacob Kuhlemeier

MAILING ADDRESS: 5118 E Clinton Way Ste 201, Fresno, CA

ZIP CODE: 93727 BUSINESS PHONE: (559) 432-2800

EMAIL: estimating@quiring.com

Type or print questions below and email form to:
jorge.mendoza@maderacounty.com and ricky.arredondo@maderacounty.com

Sheet #: N/A Detail #: N/A Specification Section #: _____

Please confirm whether the restroom base is to be a tile base or an aluminum cove
base.

This form may be removed from the project specifications and/or reproduced as needed.

Date Received: _____ **Time Received:** _____ am / pm **RFC Number:** 27

RESPONSE:

See response to RFC 9 & 10

**SECTION 00 21 13.1
Contractor RFC Form**

**CONTRACTOR REQUEST FOR CLARIFICATION
PROJECT: MADERA COUNTY RIVERSTONE FIRE STATION**

Requests for clarification of the plans and specifications regarding this project shall be submitted on this form. Any change or clarification of the project plans and specifications shall be in the form of a written addendum issued to plan holders of record.

Contractors requesting clarification shall complete the following:

FIRM NAME: Quiring General, LLC

SENDER/CONTACT NAME: Jacob Kuhlemeier

MAILING ADDRESS: 5118 E Clinton Way Ste 201, Fresno, CA

ZIP CODE: 93727 BUSINESS PHONE: (559) 432-2800

EMAIL: estimating@quiring.com

Type or print questions below and email form to:
jorge.mendoza@maderacounty.com and ricky.arredondo@maderacounty.com

Sheet #: N/A Detail #: N/A Specification Section #: _____

Please confirm if wall base is required in the area with sealed concrete, and if so, please confirm what type of base should be used.

This form may be removed from the project specifications and/or reproduced as needed.

Date Received: _____ **Time Received:** _____ am / pm **RFC Number:** 28

RESPONSE:

See response to RFC 9 & 10.

**SECTION 00 21 13.1
Contractor RFC Form**

**CONTRACTOR REQUEST FOR CLARIFICATION
PROJECT: MADERA COUNTY RIVERSTONE FIRE STATION**

Requests for clarification of the plans and specifications regarding this project shall be submitted on this form. Any change or clarification of the project plans and specifications shall be in the form of a written addendum issued to plan holders of record.

Contractors requesting clarification shall complete the following:

FIRM NAME: Quiring General, LLC

SENDER/CONTACT NAME: Jacob Kuhlemeier

MAILING ADDRESS: 5118 E Clinton Way Ste 201, Fresno, CA

ZIP CODE: 93727 BUSINESS PHONE: (559) 432-2800

EMAIL: estimating@quiring.com

Type or print questions below and email form to:

jorge.mendoza@maderacounty.com and ricky.arredondo@maderacounty.com

Sheet #: S201 & AS101 Detail #: N/A Specification Section #: _____

Structural Foundation Plan S201 Shows 3 column footings between grid lines H-J and 2-3. Landscape Sheet LC-1 and Architectural Site Plan AS101 show 2 columns at same location.

Please Confirm correct column layout.

This form may be removed from the project specifications and/or reproduced as needed.

Date Received: _____ **Time Received:** _____ am / pm **RFC Number:** 29

RESPONSE:

The final number and location of the of the columns/footing will be confirmed once the final design for the shade structure is provided through the shop drawings per the notes on sheet LC-2.

Darin Cabral 6/4/26

SECTION 00 21 13.1
Contractor RFC Form

CONTRACTOR REQUEST FOR CLARIFICATION
PROJECT: MADERA COUNTY RIVERSTONE FIRE STATION

Requests for clarification of the plans and specifications regarding this project shall be submitted on this form. Any change or clarification of the project plans and specifications shall be in the form of a written addendum issued to plan holders of record.

Contractors requesting clarification shall complete the following:

FIRM NAME: Quiring General, LLC

SENDER/CONTACT NAME: Jacob Kuhlemeier

MAILING ADDRESS: 5118 E Clinton Way Ste 201, Fresno, CA

ZIP CODE: 93727 BUSINESS PHONE: (559) 432-2800

EMAIL: estimating@quiring.com

Type or print questions below and email form to:

jorge.mendoza@maderacounty.com and ricky.arredondo@maderacounty.com

Sheet #: A-132 Detail #: FF&E Schd Specification Section #: _____

FF&E Schedule A-132 lists several items as CFCI. No Specifications are provided for these items.

Please confirm which items are CFCI on the FF&E Schedule, and provide specifications for said items.

This form may be removed from the project specifications and/or reproduced as needed.

Date Received: _____ **Time Received:** _____ am / pm **RFC Number:** 32

RESPONSE:

Refer to the updated sheet A-132 for updated quantities and the attached FF&E schedule, dated 6/9/269, for product descriptions.

Darin Cabral 6/9/26

[END OF DOCUMENT 00 21 13.1]



1 GROUND FLOOR FURNITURE AND SIGNAGE PLAN

A-201 A-132 SCALE: 1/8" = 1'-0"

SIGNAGE LEGEND

- A** ROOM SIGNAGE, WHEN MOUNTED ON GLAZING, SIZE EXIT SIGN TO MATCH EXTERIOR GLASS MOUNTED EXIT SIGN. ALIGN EXIT AND ROOM ID SIGN WHEN MOUNTING. SEE
- B** ASSISTIVE LISTENING SIGNAGE. SEE
- C** TACTILE EXIT SIGNAGE, WHEN MOUNTED ON GLAZING, SIZE EXIT SIGN TO MATCH EXTERIOR GLASS MOUNTED ROOM ID SIGN. ALIGN EXIT AND ROOM ID SIGN WHEN MOUNTING. SEE
- D** RESTROOM DOOR SIGN WITH ISA PICTOGRAM, GEOMETRIC. SEE
- E** RESTROOM WALL SIGN WITH ISA PICTOGRAM. SEE
- F** ILLUMINATED EXIT SIGN. SEE ELECTRICAL PLAN FOR LOCATIONS. SEE
- G** ROOM ID SIGN, 1" HIGH LETTERS READING "FIRE SPRINKLER RISER" OR "FIRE ALARM PANEL" AS APPLICABLE. SEE

FF&E SCHEDULE

Type Mark	EQUIPMENT	COUNT	CFCI
BD-01	BED FRAME	10	•
CG-01	TREATMENT TABLE	1	•
CG-02	DINING TABLE	1	•
CG-03	DESK	7	•
SE-01	OFFICE CHAIR	5	•
SE-02	GUEST CHAIR	12	•
SE-03	DINING CHAIR	9	•
SE-04	RECLINER CHAIR	6	•
TV-01	TELEVISION	1	•



rrmdesign.com | (805) 543-1794
THE INCLUDED DRAWINGS, SPECIFICATIONS, SCHEDULES, MEASUREMENTS AND DIMENSIONS REPRESENTED THEREBY ARE AND SHALL REMAIN THE PROPERTY OF RRM DESIGN GROUP AND NO PART THEREOF SHALL BE COPIED, DISCLOSED TO OTHERS OR USED IN CONNECTION WITH ANY WORK OR PROJECT OTHER THAN THE SPECIFIC PROJECT FOR WHICH THEY HAVE BEEN PREPARED AND DEVELOPED WITHOUT THE WRITTEN CONSENT OF RRM DESIGN GROUP. RRM DESIGN GROUP WILL BE RESPONSIBLE FOR ANY ERRORS OR OMISSIONS IN THESE DRAWINGS OR SPECIFICATIONS. RRM DESIGN GROUP'S ACCEPTANCE OF ANY WORK OR PROJECT SHALL NOT BE CONSIDERED A WAIVER OF RRM DESIGN GROUP'S RESPONSIBILITY. RRM DESIGN GROUP COPYRIGHT 2026. RRM IS A CALIFORNIA CORPORATION.



CONSULTANT

AGENCY

RIVERSTONE FIRE STATION
 NORTHWEST CORNER OF AVENUE 11 AND
 ROAD 40
FURNITURE AND SIGNAGE PLAN











NO.	REVISION	DATE

PROJECT MANAGER
MLS
DRAWN BY **CHECKED BY**
CW CW
DATE
JUNE 9, 2026
PROJECT NUMBER
2471-01-C121
SHEET

A-132

BID DOCUMENTS

County of Madera Fire Station No. 6 Furniture Schedule

TAG	CATEGORY	IMAGE	ITEM	QTY	DESCRIPTION	DIMENSIONS	LOCATION	NOTES	UPDATED
BD-01	Bedding		Bed Frames	10	Norix; Captains Bed TNT 1212. Steel Frame XL Twin Beds, Two personal drawers Finishes: Black (Frame), Wild Cherry (Drawers)	38.5"W x 86.25"L x 37"H	BC Bunk (2) Capt. Bunk (2), Fire Figher Bunks (6)		
CG-01	Tables		Treatment Table	1	Midmark; 203 Treatment Table Finish: Dark Linen	27"W x 74"L x 31"H	Treatment room		
CG-02	Tables		Dining Table	1	Brothers of Industry, Custom table with Logo	48" x 96" x 30"	Dining Room		
CG-03	Tables		Desks	7	Norix; Table Desk TNT6011. Steel Frame , (1) One Pencil drawer Black (Frame), Wild Cherry (Desk Top)	36"W x 24"D x 30"H	BC Suite, Captin Bunk, Fire Fighter Bunks		
SE-01	Seating		Office Chairs	5	Haworth; Soji. 5-star base, adjustable height arms, upholstered seat, mesh back. Finishes: Trim & Base- Black, Back-Carbon, Seat - Ramie Gunnie	28"W x 27"D x 44"H	Station Office (3), BC Office (2)		
SE-02	Seating		Guest Chairs	12	Rejuvenation Hardware; Dexter Arm Chair. leather, walnut legs	Nutmeg 23"W x 24"D x 30"H	Reception (3), BC Office (2), BC Suite (1) Captin Bunk (1), Fire Fighter Bunks (5)		
SE-03	Seating		Dining Chairs	9	Industry West, Jean Dining Chair. Walnut & Black	Finishes: 16.4"W x 18"D x 31.6"H	Treatment Room (1), Dining Room (8)		
SE-04	Seating		Recliner Chairs	6	Working Fire Furniture & Mattress Co. ; Ultimate Firefighter Reclinter. Finish: Black	Overall: 42.5"W x 42"D x 45.5"H (673"D open)	Dayroom		
TV-01	Telvision		Television	1	86" flat creen television with wall mounting bracket. 4k smart.	76"W x 44"H x 2.5"D	Dayroom		

June 9, 2026
2471-01

**SECTION 00 21 13.1
Contractor RFC Form**

**CONTRACTOR REQUEST FOR CLARIFICATION
PROJECT: MADERA COUNTY RIVERSTONE FIRE STATION**

Requests for clarification of the plans and specifications regarding this project shall be submitted on this form. Any change or clarification of the project plans and specifications shall be in the form of a written addendum issued to plan holders of record.

Contractors requesting clarification shall complete the following:

FIRM NAME: BMY CONSTRUCTION GROUP, INC.

SENDER/CONTACT NAME: JOSE SANDOVAL

MAILING ADDRESS: 5485 E OLIVE AVENUE, FRESNO CA

ZIP CODE: 93727 BUSINESS PHONE: (559) 243-4200

EMAIL: ESTIMATING@BMYINC.COM

Type or print questions below and email form to:
jorge.mendoza@maderacounty.com and ricky.arredondo@maderacounty.com

Sheet #: REFERENCES PROVIDED BELOW Detail #: REFERENCES PROVIDED BELOW Specification Section #: REFERENCES PROVIDED BELOW

2. Under specification 01 50 00 temporary facilities and controls in section 3.02-D describes an option to tap into an existing site service in an existing building (Building 2), please confirm if there truly is an onsite power location that can be used for construction.

This form may be removed from the project specifications and/or reproduced as needed.

Date Received: _____ **Time Received:** _____ am / pm **RFC Number:** 034

RESPONSE:

No, the reference to an existing electrical service is incorrect. There is no existing service for contractor to tap into. Contractor shall be responsible to establish temp. electrical service.

SECTION 00 21 13.1
Contractor RFC Form

CONTRACTOR REQUEST FOR CLARIFICATION
PROJECT: MADERA COUNTY RIVERSTONE FIRE STATION

Requests for clarification of the plans and specifications regarding this project shall be submitted on this form. Any change or clarification of the project plans and specifications shall be in the form of a written addendum issued to plan holders of record.

Contractors requesting clarification shall complete the following:

FIRM NAME: BMY CONSTRUCTION GROUP, INC.

SENDER/CONTACT NAME: JOSE SANDOVAL

MAILING ADDRESS: 5485 E OLIVE AVENUE, FRESNO CA

ZIP CODE: 93727 BUSINESS PHONE: (559) 243-4200

EMAIL: ESTIMATING@BMYINC.COM

Type or print questions below and email form to:

jorge.mendoza@maderacounty.com and ricky.arredondo@maderacounty.com

Sheet #: REFERENCES PROVIDED BELOW Detail #: REFERENCES PROVIDED BELOW Specification Section #: REFERENCES PROVIDED BELOW

- 3.3.Reference specification 01 50 00 temporary facilities and controls section 3.03, while there is a section for the requirements regarding the Inspector's field office, and there is mention of a Contractor's field office
- throughout the specs, there is no specific section for the Contractor's field office. Is the contractor required to provide a contractor's field office and if so, please provide the requirements including the size of the job office trailer ? Reference the general conditions specification

This form may be removed from the project specifications and/or reproduced as needed.

Date Received: _____ **Time Received:** _____ am / pm **RFC Number:** 035

RESPONSE:

Article 52 - Inspector Field Office shall be deleted from the contractor's scope. Contractor is expected to provide and maintain a temporary field office. Size to be determined by the contractor depending on anticipated staffing levels. During on-site AOC meetings, office trailer should have space to accomodate 10-12 persons to meet.

[END OF DOCUMENT 00 21 13.1]

**SECTION 00 21 13.1
Contractor RFC Form**

**CONTRACTOR REQUEST FOR CLARIFICATION
PROJECT: MADERA COUNTY RIVERSTONE FIRE STATION**

Requests for clarification of the plans and specifications regarding this project shall be submitted on this form. Any change or clarification of the project plans and specifications shall be in the form of a written addendum issued to plan holders of record.

Contractors requesting clarification shall complete the following:

FIRM NAME: BMY CONSTRUCTION GROUP, INC.

SENDER/CONTACT NAME: JOSE SANDOVAL

MAILING ADDRESS: 5485 E OLIVE AVENUE, FRESNO CA

ZIP CODE: 93727 BUSINESS PHONE: (559) 243-4200

EMAIL: ESTIMATING@BMYINC.COM

Type or print questions below and email form to:
jorge.mendoza@maderacounty.com and ricky.arredondo@maderacounty.com

Sheet #: REFERENCES PROVIDED BELOW Detail #: REFERENCES PROVIDED BELOW Specification Section #: REFERENCES PROVIDED BELOW

4. Reference the general conditions specification 00 72 13 article 34, where it is required for the building permit to be secured and paid for by the Contractor. Can the county provide the anticipated costs of the permit?

This form may be removed from the project specifications and/or reproduced as needed.

Date Received: _____ **Time Received:** _____ am / pm **RFC Number:** 036

RESPONSE:

Permit fee to be paid by contractor. Permit cost is \$8,606.96.



Community and Economic Development Building Division

200 W. Fourth St.
 Suite 3100
 Madera, CA 93637
 TEL (559) 675-7821
 FAX (559) 675-6573
 TDD (559) 675-8970

mcbuilding@madera-county.com

Invoice of Fees

Permit No. 22-0128-COM

Permit No. 049-052-007-000

Description Of Work Fire Station

Applicant RRM Design Group

Address:

3765 S. Higuera Street
San Luis Obispo CA 93401

Owner: MADERA COUNTY

Description	Fee Amount	Amount Paid	Adjuste	Amount Owing
Automation Maintenance Fee	\$12.00	(\$12.00)	\$0.00	\$0.00
Development Review Fee (PD)	\$79.00	(\$79.00)	\$0.00	\$0.00
Development Review Fee (EH)	\$63.00	(\$63.00)	\$0.00	\$0.00
Development Review Fee (EG)	\$67.00	(\$67.00)	\$0.00	\$0.00
Development Review Fee (FR)	\$47.00	(\$47.00)	\$0.00	\$0.00
Development Review Fee (RD)	\$67.00	(\$67.00)	\$0.00	\$0.00
General Plan Update Fee	\$61.00	\$0.00	\$0.00	\$61.00
County BSARF Fees	\$3.80	\$0.00	\$0.00	\$3.80
State BSARF Fees	\$34.20	\$0.00	\$0.00	\$34.20
Software Automation Fee	\$127.00	\$0.00	\$0.00	\$127.00
Commercial Supplemental Plumbing Permit Fee	\$20.00	\$0.00	\$0.00	\$20.00
Commercial SMI Fee - Trust	\$13.15	\$0.00	\$0.00	\$13.15
Commercial SMI Fee - General	\$249.89	\$0.00	\$0.00	\$249.89
Commercial Plan Archive - 8.5"x11" or Smaller Fee	\$34.60	\$0.00	\$0.00	\$34.60
Service/Sub-panel: 0-600V & 200.1 - 1000Amp Fee	\$105.00	\$0.00	\$0.00	\$105.00
Busway Per 100 feet Fee	\$14.00	\$0.00	\$0.00	\$14.00
Lighting Fixtures - First 20 Fee	\$26.60	\$0.00	\$0.00	\$26.60
Lighting Fixtures - Each Additional Fee	\$63.00	\$0.00	\$0.00	\$63.00
Water Heater Including Vent Fee	\$24.50	\$0.00	\$0.00	\$24.50
Rain Water System Fee	\$73.50	\$0.00	\$0.00	\$73.50
Commercial Inspection - General - Electrical Fee	\$140.00	\$0.00	\$0.00	\$140.00
Plumbing Fixture / Trip / Indirect Waste Fee	\$210.00	\$0.00	\$0.00	\$210.00
Absorption System 0 to 100,000 BTU Fee	\$105.00	\$0.00	\$0.00	\$105.00
Water Piping / Water Treating Equipment Fee	\$525.00	\$0.00	\$0.00	\$525.00
On-Site Private Sewer Mains / Laterals 4"+ Fee	\$110.94	\$0.00	\$0.00	\$110.94
Storm Drain Inlet / Outlet Fee	\$140.00	\$0.00	\$0.00	\$140.00
Commercial Supplemental Mechanical Permit Fee	\$20.00	\$0.00	\$0.00	\$20.00
Receptical, Switch, Outlet - First 20 Fee	\$26.60	\$0.00	\$0.00	\$26.60
Receptical, Switch, Outlet - Each Additional Fee	\$167.16	\$0.00	\$0.00	\$167.16
Power Apparatus 1.1 - 10 HP Fee	\$63.00	\$0.00	\$0.00	\$63.00
Commercial Inspection - General - Plumbing Fee	\$70.00	\$0.00	\$0.00	\$70.00
Commercial Plan Archive - Over 8.5"x11" Fee	\$245.00	\$0.00	\$0.00	\$245.00
Boiler 7,634 - 38,167 BTU / Compressor 3.1 - 15 HP Fee	\$52.50	\$0.00	\$0.00	\$52.50
Commercial Inspection - General - Mechanical Fee	\$70.00	\$0.00	\$0.00	\$70.00

On-Site Water Mains / Laterals 2"+ Fee	\$114.46	\$0.00	\$0.00	\$114.46
Commercial Supplemental Electrical Permit Fee	\$20.00	\$0.00	\$0.00	\$20.00
Ventilation Fan - Mechanical Fee	\$63.00	\$0.00	\$0.00	\$63.00
Forced-Air / Gravity Furnace 100,000+ BTU Fee	\$84.00	\$0.00	\$0.00	\$84.00
Gas Piping System Fee	\$45.50	\$0.00	\$0.00	\$45.50
Inspection (Fire Department)	\$139.00	\$0.00	\$0.00	\$139.00
Suspended / Wall / Floor Heater Fee	\$42.00	\$0.00	\$0.00	\$42.00
Commercial Energy Surcharge - Commercial Plan	\$735.64	\$0.00	\$0.00	\$735.64
Commercial Building Permit Fee	\$4,527.00	\$0.00	\$0.00	\$4,527.00
Commercial Duct Work Fee	\$10.92	\$0.00	\$0.00	\$10.92
Commercial Permit Issuance - Building	\$30.00	\$0.00	\$0.00	\$30.00
		Total Amount Owed		\$8,606.96

SECTION 00 21 13.1
Contractor RFC Form

CONTRACTOR REQUEST FOR CLARIFICATION
PROJECT: MADERA COUNTY RIVERSTONE FIRE STATION

Requests for clarification of the plans and specifications regarding this project shall be submitted on this form. Any change or clarification of the project plans and specifications shall be in the form of a written addendum issued to plan holders of record.

Contractors requesting clarification shall complete the following:

FIRM NAME: BMY CONSTRUCTION GROUP, INC.

SENDER/CONTACT NAME: JOSE SANDOVAL

MAILING ADDRESS: 5485 E OLIVE AVENUE, FRESNO CA

ZIP CODE: 93727 BUSINESS PHONE: (559) 243-4200

EMAIL: ESTIMATING@BMYINC.COM

Type or print questions below and email form to:

jorge.mendoza@maderacounty.com and ricky.arredondo@maderacounty.com

Sheet #: REFERENCES PROVIDED BELOW Detail #: REFERENCES PROVIDED BELOW Specification Section #: REFERENCES PROVIDED BELOW

5.Can a site demolition plan or list and quantity of the existing site elements to be removed by the contractor be provided? (e.g 5 acres of pistachio orchards, 1 sf of paving, 400 lf of fencing etc...)

This form may be removed from the project specifications and/or reproduced as needed.

Date Received: _____ **Time Received:** _____ am / pm **RFC Number:** 037

RESPONSE:

Contractor to remove 214 existing pistachio trees. See attached chart showing which trees are to be removed.

SECTION 00 21 13.1
Contractor RFC Form

CONTRACTOR REQUEST FOR CLARIFICATION
PROJECT: MADERA COUNTY RIVERSTONE FIRE STATION

Requests for clarification of the plans and specifications regarding this project shall be submitted on this form. Any change or clarification of the project plans and specifications shall be in the form of a written addendum issued to plan holders of record.

Contractors requesting clarification shall complete the following:

FIRM NAME: BMY CONSTRUCTION GROUP, INC.

SENDER/CONTACT NAME: JOSE SANDOVAL

MAILING ADDRESS: 5485 E OLIVE AVENUE, FRESNO CA

ZIP CODE: 93727 BUSINESS PHONE: (559) 243-4200

EMAIL: ESTIMATING@BMYINC.COM

Type or print questions below and email form to:
jorge.mendoza@maderacounty.com and ricky.arredondo@maderacounty.com

Sheet #: REFERENCES PROVIDED BELOW Detail #: REFERENCES PROVIDED BELOW Specification Section #: REFERENCES PROVIDED BELOW

6. Please confirm the intent is to have
two flagpoles on the project per keynote
26 5000.C on plan sheet AS101 (cover
page rendering only shows one).

This form may be removed from the project specifications and/or reproduced as needed.

Date Received: _____ **Time Received:** _____ am / pm **RFC Number:** 038

RESPONSE:

ONLY A SINGLE FLAGPOLE IS TO BE PROVIDED. IT IS TO BE ILLUMINATED
BY A PAIR OF LIGHTS, INDICATED BY KEYNOTE 26 5000.C.

C. WIRE
06/15/26

**SECTION 00 21 13.1
Contractor RFC Form**

**CONTRACTOR REQUEST FOR CLARIFICATION
PROJECT: MADERA COUNTY RIVERSTONE FIRE STATION**

Requests for clarification of the plans and specifications regarding this project shall be submitted on this form. Any change or clarification of the project plans and specifications shall be in the form of a written addendum issued to plan holders of record.

Contractors requesting clarification shall complete the following:

FIRM NAME: BMY CONSTRUCTION GROUP, INC.

SENDER/CONTACT NAME: JOSE SANDOVAL

MAILING ADDRESS: 5485 E OLIVE AVENUE, FRESNO CA

ZIP CODE: 93727 BUSINESS PHONE: (559) 243-4200

EMAIL: ESTIMATING@BMYINC.COM

Type or print questions below and email form to:
jorge.mendoza@maderacounty.com and ricky.arredondo@maderacounty.com

Sheet #: REFERENCES PROVIDED BELOW _____ Detail #: REFERENCES PROVIDED BELOW _____ Specification Section #: REFERENCES PROVIDED BELOW _____

9.Detail 4/AS102 has a call-out reference for the
installation of the bollards in front of the generator
enclosure per keynote 05 5000.A which is left blank.
Please advise.

This form may be removed from the project specifications and/or reproduced as needed.

Date Received: _____ **Time Received:** _____ am / pm **RFC Number:** 041

RESPONSE:

PLEASE SEE KEYNOTE 05 5000.A FOR CONCRETE METAL BOLLARDS.

C. WIRE
06/15/26

SECTION 00 21 13.1
Contractor RFC Form

CONTRACTOR REQUEST FOR CLARIFICATION
PROJECT: MADERA COUNTY RIVERSTONE FIRE STATION

Requests for clarification of the plans and specifications regarding this project shall be submitted on this form. Any change or clarification of the project plans and specifications shall be in the form of a written addendum issued to plan holders of record.

Contractors requesting clarification shall complete the following:

FIRM NAME: BMY CONSTRUCTION GROUP, INC.

SENDER/CONTACT NAME: JOSE SANDOVAL

MAILING ADDRESS: 5485 E OLIVE AVENUE, FRESNO CA

ZIP CODE: 93727 BUSINESS PHONE: (559) 243-4200

EMAIL: ESTIMATING@BMYINC.COM

Type or print questions below and email form to:
jorge.mendoza@maderacounty.com and ricky.arredondo@maderacounty.com

Sheet #: REFERENCES PROVIDED BELOW Detail #: REFERENCES PROVIDED BELOW Specification Section #: REFERENCES PROVIDED BELOW

10. Plan sheet AS102 has a reference to keynote 10 5100 C south of the fire station building calling for a “hose rack” however, there seems to be no detail reference for the installation of such. Please advise.

This form may be removed from the project specifications and/or reproduced as needed.

Date Received: _____ **Time Received:** _____ am / pm **RFC Number:** 042

RESPONSE:

PLEASE SEE UPDATED KEYNOTE 10 5100.C ON AS101 FOR MORE INFORMATION REGARDING THE HOSE RACK.

C. WIRE
06/15/26

SECTION 00 21 13.1
Contractor RFC Form

CONTRACTOR REQUEST FOR CLARIFICATION
PROJECT: MADERA COUNTY RIVERSTONE FIRE STATION

Requests for clarification of the plans and specifications regarding this project shall be submitted on this form. Any change or clarification of the project plans and specifications shall be in the form of a written addendum issued to plan holders of record.

Contractors requesting clarification shall complete the following:

FIRM NAME: BMY CONSTRUCTION GROUP, INC.

SENDER/CONTACT NAME: JOSE SANDOVAL

MAILING ADDRESS: 5485 E OLIVE AVENUE, FRESNO CA

ZIP CODE: 93727 BUSINESS PHONE: (559) 243-4200

EMAIL: ESTIMATING@BMYINC.COM

Type or print questions below and email form to:
jorge.mendoza@maderacounty.com and ricky.arredondo@maderacounty.com

Sheet #: REFERENCES PROVIDED BELOW _____ Detail #: REFERENCES PROVIDED BELOW _____ Specification Section #: REFERENCES PROVIDED BELOW _____

 14.Are there any OFCI,
 OFOI items on this project?

This form may be removed from the project specifications and/or reproduced as needed.

Date Received: _____ **Time Received:** _____ am / pm **RFC Number:** 046

RESPONSE:

 Currently, there are no OFCI items. OFOI include items such as, but not limited to,
 cameras, network switches, wireless access points, etc.