darden architects

6790 N. West Avenue
Fresno, California 93711
Tel: 559.448.8051
Fax: 559.446.1765
www.dardenarchitects.com

ADDENDUM NO. 03 **DATE: 06/22/21**

PROJECT:
Addams Elementary School Building Addition and Modernization
FUSD Bid No 22-01

OWNER:
FRESNO UNIFIED SCHOOL DISTRICT
4600 N. Brawley Ave
Fresno CA 93722

ARCHITECT:
DARDEN ARCHITECTS, INC.
Attention: Antonio J. Avila
6790 N. West Avenue
Fresno, California 93711
T. (559) 448-8051
F. (559) 446-1765

LICENSED ARCHITECT
ANTONIO J. AVILA
No. C26235
Ren. 10-31-21
STATE OF CALIFORNIA

DARDEN PROJECT NO. 1725
DSA File Nos. 02-117220
DSA APPL. NO. 10-48

It will be the responsibility of the General Contractor to submit the information contained in this addendum to all its subcontractors and suppliers. Acknowledge receipt of this Addendum in the space provided on the Bid Form. Failure to do so may subject Bidder to disqualification.

The following additions, deletions, and revisions to the SHEETS and Project Manual are hereby made and do become a part of these Contract Documents.

INDEX OF ADDENDA TRANSMITTED HEREWITH

PROJECT MANUAL:

BIDDING AND CONTRACT REQUIREMENTS:

CHANGES TO BIDDING REQUIREMENTS ..... AD2-CBR01 THRU AD2-CBR02

SPECIFICATIONS:

CHANGES TO SPECIFICATIONS AD3-SP01

SHEETS:

CHANGES TO SHEETS:

CIVIL ..... AD3-C01 THRU AD3-C02
LANDSCAPE / IRRIGATION AD3-L01
ARCHITECTURAL ..... AD3-A01 THRU AD3-A08
STRUCTURAL AD3-S01
MECHANICAL ..... AD3-M01 THRU AD3-M06
PLUMBING AD3-P01
ELECTRICAL ..... AD3-E01 THRU AD3-E07
FIRE PROTECTION AD3-F01

ATTACHMENTS:

DOCUMENTS OR SPECIFICATIONS:

MANDATORY PRE-BID SIGN IN SHEET ..... (Pages 1 thru 5)
PRE-QUALIFICATION CONTRACTORS LIST ..... (Pages 1 thru 4)

SHEETS:

ARCHITECTURAL ..... AD3-AX01 thru AD3-AX10.
STRUCTURAL ..... AD3-SX01 thru AD3-SX02.
MECHANICAL ..... AD3-MX01 thru AD3-MX03.
PLUMBING ..... AD3-PX01.
ELECTRICAL ..... AD 3-EX01 thru AD3-EX07.

PROJECT MANUAL:

BIDDING AND CONTRACT REQUIREMENTS:

CHANGES TO BIDDING REQUIREMENTS:

AD3-CBR01 Refer to Notice to Bidders, Information to Bidders & Pre-Bid Meeting & Job Walk:

1. Refer to Formal Bid 22-01, Notice to Bidders, Information to Bidders and Pre-Bid Meeting & Job Walk. This project has a Mandatory Job Walk for Prime Contractors. This occurred on June 8, 2021. A copy of the Sign in Sheet is attached with this addendum.
2. As mentioned in the Mandatory Job walk, project bids will be able to be submitted via Procureware or by hand delivery. If a contractor submits multiple bids, the lowest responsive, responsible bid will be the bid (in it's entirety) the district utilizes for tabulation purposes submitted prior to the bid opening deadline.
3. Contractor shall be responsible for coordinating all work related to Rule 16 and PGE Transformer switch out. Work shall be done in a manner not to disrupt the service to the campus during school hours. Work to be completed after hours or during the Summer.

AD3-CBR02 Refer to Bidding and Contract Requirements:

1. Add the attached Project Specific Pre-Qualification Requirement Notification Letter and List identified with an AD3 in the upper right-hand corner to the Bidding and Contract Requirements.

SPECIFICATIONS:

CHANGES TO SPECIFICATIONS:

AD3-SP01 Refer to Specification Section 07 31 13, SHINGLES:

1. Refer to Section 2.1.A.4 Specified Ridge vent,
   a. Provide AIR VENT, INC, Shingle "Vent (Class A)"
2. All venting Screens shall have opening large enough to meet the free air requirements, but small enough to prevent insect intrusion.

SHEETS:

CHANGES TO SHEETS:

CIVIL:

AD3-C01 Refer to Sheet SD/C201- DEMOLITION PLAN:

1. Revise all portable buildings indicated as "Salvage Existing Portable "SB" or Relocate Existing Portable on Campus "RE" to Remove and Lawfully dispose of Building "RB". All portable buildings affected by the scope of this project shall be demolished with Exception to the Toilet Portable Building shown on the Southwest end of campus. Refer to Site Plan SD/A101 for new location as indicated as portable P-43.

2. Existing Storage Shed indicated to be removed shall be relocated to the Early learning area, final location to be determined by the Owner.

AD3-C02 Refer to Sheet SD/C301- SITE PLAN:

1. Omit new fence, mow strip and gate indicated from the Northeast corner of building L North to the existing perimeter fence. Provide mow strips in that location as indicated on SD/A102.
2. At Irrigation pump enclosure Remove Existing Chain link fencing and gate and provide new fence enclosure as indicated on Landscape and Irrigation drawings. provide a 3'-0" man gate on West fence for access into the enclosure.
3. At East Parking Lot South Exit Rolling Gate provide "Door King", Model DK5-9150-082 (1HP) or approved equal automatic roll gate operator. See Electrical Plans for all other automatic opener components.
   a. Provide Fire Department Lock box "Door King" 1400 or Equivalent make all necessary connections to Gate opener.
   b. Provide Micro-Switch in lock Box with "Best" padlock Model Series 21B700 for Fire Department Access, See Civil and Electrical.

LANDSCAPE / IRRIGATION:

AD3-L01 Refer to Sheet SD/L101- PARTIAL IRRIGATION PLAN:

1. At booster pump enclosure revise callout indicating detail V-SD/L300 to F-SD/L301.
2. Contractor shall coordinate irrigation work at interim housing so as to maintain a fully functioning system through construction. Once interim portables and Asphalt pad are removed contractor shall be responsible for completing irrigation and planting work as detailed in the plans in this area.

ARCHITECTURAL:

AD3-A01 Refer to Sheet SD/A101 - SITE PLAN:

1. Refer to Attached Partial Site Plan AD3-AX01 for required work at relocated School Marquee.
2. Refer to G18- Site Plan Legend, Notes. Add the following:
   a. 7) Once project is complete and Interim housing has been vacated, all Interim housing associated Equipment to be removed and utilities to be pulled back & safely terminated at the closest Christy or pull box.
3. Paint all existing surface mounted electrical conduits and pull cans on the existing MPR to match the building field color.

AD3-A02 Refer to Sheet X/A401 - OPENING DETAILS:

1. Refer to A9-Door Schedule, revise as follows:
   a. Thresholds at Exterior doors shall be provided as indicated on Detail A1-X/A402.
   b. Thresholds at Interior doors shall be provided as indicated on detail N8-X/A402.

AD3-A03 **Refer to Sheet X/A402 - OPENING DETAILS:**

1. Omit Detail N4.
   a. All doors shall be provided with stops as indicated on Detail N1.

AD3-A04 **Refer to Sheet X/A403 - OPENING DETAILS:**

1. Insert the following details for Louvers. Refer to MECHANICAL drawings for Size and locations.
2. Insert the attached Detail AD3-AX02
3. Insert the attached Detail AD3-AX03
4. Insert the attached Detail AD3-AX04

AD3-A05 **Refer to Sheet X/A503 - EXTERIOR DETAILS:**

1. Refer to Detail N11 Replace with the Attached Detail AD3-AX05.
2. Refer to Detail A7 Replace with the Attached Detail AD3-AX06.
3. Insert the attached Detail AD3-AX07

AD3-A06 **Refer to Sheet B/A301- ROOF PLAN:**

1. Remove sheet B/A301, ROOF PLAN and replace with the attached sheet indicated with AD3-AX08 in the lower right-hand corner.

AD3-A07 **Refer to Sheet L/A301 - ROOF PLAN:**

1. Remove sheet L/A301, ROOF PLAN and replace with the attached sheet indicated with AD3-AX09 in the lower right-hand corner.

AD3-A08 **Refer to Sheet M/A301 - ROOF PLAN:**

1. Remove sheet M/A301, ROOF PLAN and replace with the attached sheet indicated with AD3-AX10 in the lower right-hand corner.

STRUCTURAL:

AD3-S01 **Refer to Sheet B/S201 – FOUNDATION & FRAMING PLAN:**

1. Roof framing requirements at Building B have been revised due to a change in the rooftop mechanical unit. Please see attached revised Partial Roof Framing Plan and associated details identified as AD3-SX01 and AD3-SX02.

MECHANICAL:

AD3-M01 **Refer to Sheet SD/M101- OVERAL SITE PLAN:**

1. Portables P-28 thru 35 shall have Key Notes 1 and 4 added to them.
2. Portables P40 through 47 Shall have Key Note 4 removed, these will be newly purchased portables.

AD3-M02 **Refer to Sheet X/M101- AIR CONDITIONING SCHEDULES:**

1. Revise Air Conditioning Unit Schedule per Attached Drawing AD3-MX01
   a. Omit Package Air Conditioning units HC 1A-1K. (Building N is not in the scope of this project)
   b. Add the following Keynote 5: EF for unit requires 460/3ph power, 1.8 MCA, 10 amp internal fuse.
2. Revise exhaust fan schedule as follows:
   a. Omit bldg. 'L' for service under EF-2A and 2B.

b. Omit EF-3 (Building N is not in the scope of this project))
c. Revise EF-6 as follows: 290 cfm @ .25" ESP, Chg. To 224 watts, Chg. mounting to ceiling, Chg. To direct drive, Chg. Model No. to SP-A510, Service Bldg. 'L'.
d. Add the following for new EF-7: 50 cfm @.19" ESP, 38 watts, 120/1 ph. power, Greenheck SP-B50, ceiling mount, service Bldg. B..

3. Revise Indoor Unit Schedule as follows:
   a. Change IDU-4 to ID-4A and 4B
      i. Add Building L to service
   b. Omit IDU1 & IDU2 from Schedule (Building N is not in the scope of this project)
4. Revise Outdoor Unit Schedule as follows:
   a. Change ODU-4 to ODU-4A and 4B.
      i. Add Building L to service.
   b. Omit ODU 1 & ODU2 (Building N is not in the scope of this project)

AD3-M03 Refer to Sheet L/M201 – HVAC PLAN:

1. Change EF-2 to EF-6
2. Change Keynote #28 to Read EF-7
3. Refer to addendum drawing sheets AD3-MX02 for addition of IDU-4A to Electrical Room 115 (new location for main EMS panel).

AD3-M04 Refer to Sheet L/M202 – HVAC ROOF PLAN:

1. Refer to addendum drawing sheet AD3-MX03 for addition of ODU-4A to Electrical Room 115 (new location for main EMS panel).

AD3-M05 Refer to Sheet M/M201 – HVAC PLAN

1. Keynote 24 change to IDU-4B.

AD3-M06 Refer to Sheet M/M301 – HVAC ROOF PLAN

1. Change ODU-4 to ODU-4B.

PLUMBING:

AD3-P01 Refer to Sheet L/P103 – ENLARGED PLUMBING PLAN

1. Refer to the attached Sheet AD3-PX01, for the partial plan Revisions.

ELECTRICAL:

AD3-E01 Refer to Sheet SD/E101, DEMOLITION SITE ELECTRICAL PLAN:

1. Remove sheet SD/E101, DEMOLITION SITE ELECTRICAL PLAN and replace with the attached sheet indicated with AD3-EX01 in the lower right-hand corner.

AD3-E02 Refer to Sheet SD/E201, SITE ELECTRICAL PLAN:

1. Remove sheet SD/E201, SITE ELECTRICAL PLAN and replace with the attached sheet indicated with AD3-EX02 in the lower right-hand corner.

AD3-E03 **Refer to Sheet X/E105, POWER SINGLE LINE DIAGRAM:**

1. Remove sheet X/E105, POWER SINGLE LINE DIAGRAM and replace with the attached sheet indicated with AD3-EX03 in the lower right-hand corner.

AD3-E04 **Refer to Sheet X/E106, PANEL SCHEDULES:**

1. Remove sheet X/E106, PANEL SCHEDULES and replace with the attached sheet indicated with AD3-EX04 in the lower right-hand corner.

AD3-E05 **Refer to Sheet L/E101, LIGHTING, POWER AND COMM PLANS:**

1. Remove sheet L/E101 - LIGHTING, POWER AND COMM PLANS and replace with the attached sheet indicated with AD3-EX05 in the lower right-hand corner.

AD3-E06 **Refer to Sheet L/E201, ROOF POWER, INTRUSION PLANS:**

1. Remove sheet L/E201, ROOF POWER, INTRUSION PLANS and replace with the attached sheet indicated with AD3-EX06 in the lower right-hand corner.

AD3-E07 **Refer to Sheet M/E201, POWER AND COMM PLAN:**

1. Remove sheet M/E201, POWER AND COMM PLAN and replace with the attached sheet indicated with AD3-EX07 in the lower right-hand corner.

FIRE PROTECTION:

AD3-F01 **Refer to Sheet SD/F101 - Overall Site Plan:**

1. Contractor shall be responsible for all concrete and asphalt removal required to make connections to the exiting Fire Water lines.
   a. Concrete walks shall be removed from panel joint to panel joint.

END OF ADDENDUM NO. 3

AD3

MANDATORY Pre-Bid Conference / Job Walk Sign-in Sheet

Formal Bid No. 22-01

Addams Elementary School Building Additions and Modernization

Pre-Bid Conference Date: June 8, 2021 @ 9:00 A.M.

District Address	Conference Location	District Contact
Fresno Unified School District Purchasing Department 4498 N. Brawley Ave Fresno CA 93722	in front of the Administration Office of **Addams Elementary School** **2117 W. McKinley Ave.** **Fresno, CA 93728**	Ann Loorz, Executive Director of Purchasing 4498 N. Brawley Ave Fresno, CA 93722 559-457-3582

Contractor Information	Phone Number / Email
Company Name: KROEKER, INC (Demo) City: FRESNO Contact Name: Daniel Tovar	(559) 237-3764 Daniel+@kroekerinc.com
Contractor Information	**Phone Number / Email**
Company Name: Klassen corporation City: Bakersfield Contact Name: Jason Renean	(661) 324-3000 JasonR@klassencorp.com
Contractor Information	**Phone Number / Email**
Company Name: Michael Cole Electric City: Clovis Contact Name: Brett Jensen	(559) 298-6464 brett@michaelcoleelectric.com
Contractor Information	**Phone Number / Email**
Company Name: MARKO CONST. GROUP, INC City: FRESNO, CA Contact Name: PAUL K. GONG	(559) 227-7888 PKGONG@MARKOCONSTRUCTION.COM
Contractor Information	**Phone Number / Email**
Company Name: DARDEN Architects City: FRESNO, CA Contact Name: ANDREW CONRAD	(559) 448-8051 ANDREWC@DARDENARCHITECTS.COM

AD3

MANDATORY Pre-Bid Conference / Job Walk Sign-in Sheet

Formal Bid No. 22-01

Addams Elementary School Building Additions and Modernization

Pre-Bid Conference Date: June 8, 2021 @ 9:00 A.M.

District Address	Conference Location	District Contact
Fresno Unified School District Purchasing Department 4498 N. Brawley Ave Fresno CA 93722	in front of the Administration Office of **Addams Elementary School** **2117 W. McKinley Ave.** **Fresno, CA 93728**	Ann Loorz, Executive Director of Purchasing 4498 N. Brawley Ave Fresno, CA 93722 559-457-3582

Contractor Information	Phone Number / Email
Company Name: AMG and associates City: Santa Clarita, CA Contact Name: Bari Heiden	Phone Number: (661) 251 - 7401 Email: estimating@AMGASSOCIATESINC.com
Company Name: Cosco Fire City: Fresno Contact Name: Cody Stephens	Phone Number: (559) 517 - 6174 Email: cstephens@coscofire.com
Company Name: MAG Engineering Inc Demolition Sub City: Fresno Contact Name: Pablo Guerrero (Jr)	Phone Number: (559) 999-3380 Email: pablo@magcompanies.net
Company Name: CVE - DEMO/ ABATEMENT City: FRESNO Contact Name: GREG PAUL	Phone Number: (559) 978 - 1653 Email: GREGP@CVECORP.COM
Company Name: PARC Environmental City: Fresno Contact Name: Mike Stoeckle	Phone Number: (559) 233-7156 Email: mstoeckle@parcenvironmental.com

AD3

MANDATORY Pre-Bid Conference / Job Walk Sign-in Sheet

Formal Bid No. 22-01

Addams Elementary School Building Additions and Modernization

Pre-Bid Conference Date: June 8, 2021 @ 9:00 A.M.

District Address	Conference Location	District Contact
Fresno Unified School District Purchasing Department 4498 N. Brawley Ave Fresno CA 93722	in front of the Administration Office of **Addams Elementary School** **2117 W. McKinley Ave.** **Fresno, CA 93728**	Ann Loorz, Executive Director of Purchasing 4498 N. Brawley Ave Fresno, CA 93722 559-457-3582

Contractor Information	Phone Number / Email
Company Name: CENCAL SERVICES, INC City: FRESNO Contact Name: MIKE GONZALES	(559) 291 - DEMO MIKEG@CENCALDEMO.COM
Company Name: Tim Patterson Lindsay Electric City: FRESNO Contact Name: Tim Patterson	(559) 691 - 0882 Tim@Lindsay-Electric.com
Company Name: DAVIS MORENO CONST City: FRESNO Contact Name: JR MORENO	(559) 352 - 8383 JR@DAVISMORENOCONSTRUCTION.COM
Company Name: GC Builders City: Fresno Contact Name: Gerardo Campos	(559) 478 - 3276 gcbuilders1376@yahoo.com
Company Name: RoKKAR City: Fresno Contact Name: Manuel Ramirez	(559) 417 - 8402 Manuel@Rpcompanies.com

AD3

MANDATORY Pre-Bid Conference / Job Walk Sign-in Sheet

Formal Bid No. 22-01

Addams Elementary School Building Additions and Modernization

Pre-Bid Conference Date: June 8, 2021 @ 9:00 A.M.

District Address	Conference Location	District Contact
Fresno Unified School District Purchasing Department 4498 N. Brawley Ave Fresno CA 93722	in front of the Administration Office of **Addams Elementary School** **2117 W. McKinley Ave.** **Fresno, CA 93728**	Ann Loorz, Executive Director of Purchasing 4498 N. Brawley Ave Fresno, CA 93722 559-457-3582

Contractor Information	Phone Number
Company Name: Katch Environmental Inc City: Fresno Contact Name: Chris Righthouse	(559) 223 - 4140 Email: Chris@Katchenvironmental.com
Contractor Information	**Phone Number**
Company Name: BUSH Construction City: Hanford Contact Name: Tyler Thomas	(559) 584 - 1575 Email: tthomas@bushconstruction.net
Contractor Information	**Phone Number**
Company Name: Brooks Ransom Assoc. City: Fresno Contact Name: Nathan Meeker	(559) 479 - 8444 Email: NATHAN@BROOKSRANSOM.COM
Contractor Information	**Phone Number**
Company Name: Hardin-Davidson City: Clovis Contact Name: Scott Davidson	(559) 323 - 4995 Email: sd@hardin-davidson.com
Contractor Information	**Phone Number**
Company Name: FUSD City: Contact Name: Rick Hopelian	( ) - Email:

AD3

MANDATORY Pre-Bid Conference / Job Walk Sign-in Sheet

Formal Bid No. 22-01

Addams Elementary School Building Additions and Modernization

Pre-Bid Conference Date: June 8, 2021 @ 9:00 A.M.

District Address	Conference Location	District Contact
Fresno Unified School District Purchasing Department 4498 N. Brawley Ave Fresno CA 93722	in front of the Administration Office of **Addams Elementary School** **2117 W. McKinley Ave.** **Fresno, CA 93728**	Ann Loorz, Executive Director of Purchasing 4498 N. Brawley Ave Fresno, CA 93722 559-457-3582

Contractor Information	Phone Number
Company Name: FUSD	( ) -
City:	Email
Contact Name: Ann Loorz	

Contractor Information	Phone Number
Company Name:	( ) -
City:	Email
Contact Name:	

Contractor Information	Phone Number
Company Name:	( ) -
City:	Email
Contact Name:	

Contractor Information	Phone Number
Company Name:	( ) -
City:	Email
Contact Name:	

Contractor Information	Phone Number
Company Name:	( ) -
City:	Email
Contact Name:	

AD3

PREQUALIFICATION CONTRACTORS LIST
($1 MILLION + PROJECTS)
AS OF JUNE 15, 2021

PRIME CONTRACTOR	CONTACT	PHONE No.	E-MAIL	LICENSE No.	LICENSES HELD	QUALIFIED DATE	VALID THROUGH
3D Datacom	Victor Biberston	559-593-0824	vbiberston@3dtsi.com	757157 B	C7 C10	12/14/20	12/13/21
A-C Electric Company	Jim McGurk	559-233-2208	jimmcgurk@a-celectric.com	99849 A	B C7 C10 C12 D42	07/14/20	07/13/21
Acco Engineered Systems, Inc.	Randy Blunt	661-558-7014	rblunt@accoes.com	120696 A	B C4 C10 C16 C20 C36 C38	10/02/20	10/01/21
Alcorn Aire, Inc.	Jodi Nagel	661-323-1992	jnagel@alcornaire.com	735144 B	C20	03/15/21	03/14/22
American Incorporated	Pat Alvarez	559-651-1776	palvarez@aminc.com	292529 A	B C4 C7 C10 C20 C21 C36 C38 C43 C61 D6	03/11/21	03/10/22
American Paving Co.	Stephen Poindexter	559-268-9886	spoindexter@americanpavingco.com	181430 A	B C8 C12 C31	07/17/20	07/16/21
AMG & Associates, Inc.	Albert Giacomazzi	661-251-7401	estimating@amgassociatesinc.com	881824 A	B	09/08/20	09/07/21
Ardent General, Inc.	James Myers	559-492-3969	estimating@ardentgeneral.com	968340 A	B	12/01/20	11/30/21
Audeamus dba Sebastian	Tony Bustos	559-432-5800	estimating@sebastiancorp.com	940822 A	B C7 C10	02/11/21	02/10/22
Avidex Industires LLC	Ron Ponce	949-428-6333	biddesk@avidex.com	981651 C7	C10	03/30/21	03/29/22
Avison Construcition Inc.	Curtis Short	559-431-0317	cshort@avisoninc.com	823535 A		04/05/21	04/04/22
Belmont Construction, Inc. dba R&H Construction	Jacob Belmont	559-492-1252	jbelmont@rhconst.org	923412 A	B C8	07/13/20	07/12/21
Bill Nelson General Engineering Construction, Inc.	Stacy French	559-439-1756	estimating@bngec.us	692068 A		03/19/21	03/18/22
BMY Construction Group, Inc.	Eric Bower	559-243-4200	ebower@bmyinc.com; estimating@bmyinc.com	686178 A	B C8	04/14/21	04/13/22
Bowen Engineering and Environmental	Erik Bowen	559-233-7464	office@bowendemo.com	816496 A	B C10 C21 C22 C33 C39 C50 C61 D38	03/22/21	03/21/22
Brazos Urethane, Inc.	Craig Opel	559-674-1111	c.opel@brazosinc.com	982578 B	C2 C33 C39 C43	03/19/21	03/18/22
Burke Diversified dba Burke Construction	Jason E. Burke	559-201-9335	jburke@burkediversified.com	61093 B	C39	01/19/21	01/18/22
Bush Engineering, Inc.	Jasmine Cooper	559-584-1575	jasmine@bushconstruction.net	888139 A	B C8 C21	12/22/20	12/21/21
BVI Construction, Inc.	Ken or Marla Grey	559-896-6450	ken@bviprojects.com; marla@bviprojects.com	702975 A	B	04/01/21	03/31/22
Central California Electronics, Inc.	Matthew Berryhill	559-485-1254	mattb@ccefresno.com	299868 C7	C10	01/11/21	01/10/22
Central Valley Asphalt (Doug Ross, Inc.)	Chelsea Aleston	559-562-7802	chelseacva@ocsnet.net	777434 A		02/18/21	02/17/22
Clean Cut Landscape Inc.	Karry Wendel	559-322-2041	karry@cleancutland.com	722882 A	C27	04/06/21	04/05/22
Collins Electrical Company, Inc.	David Plaster	209-466-3691	dplaster@collinselectric.com; atorres@collinselectric.com	115427 B	C10 C31	02/04/21	02/03/22
Comfort Air, Inc.	Allan Goddard	209-466-4601	agoddard@comfortairinc.com	85895 B	C4 C16 C20 C36 C38 C43	03/17/21	03/16/22
Control Fire Protection, Inc.	David Holt	661-322-1681	dholt@controlfire.net	534644 C16		10/09/20	10/08/21
Core Contracting, Inc.	Aric Taylor	760-683-8308	estimating@corecontractinginc.com	905751 B		05/12/21	05/11/22
Cosco Fire Protection, Inc.	Cody Stephens	559-275-3795	cstephens@coscofire.com	577621 C10	C16	03/30/21	03/29/22
D. H. Williams Construction, Inc.	David Williams	559-241-0374	dhwco@comcast.net	571597 A	B	12/30/20	12/29/21
Dave Christian Construction Co., Inc.	Terri L. Emmett	559-255-1222	terri@davechristianconst.com	377698 A	C12	04/14/21	04/13/22

AD3

PREQUALIFICATION CONTRACTORS LIST
($1 MILLION + PROJECTS)
AS OF JUNE 15, 2021

David A. Bush, Inc.	Jasmine Cooper	559-584-1575	jasmine@bushconstruction.net	492686	A	B	C8	C21									12/22/20	12/21/21
Davis Moreno Construction, Inc.	Stephen Davis	559-275-9410	stephen@davismorenoconstruction.com	804773	A	B	C8	C10	C61	D34							01/04/21	01/03/22
Digital Networks Group, Inc.	Ron Ponce, Felicia McGinn	949-428-6333	biddesk@digitalnetworksgroup.com	822511	C7	C10											11/23/20	11/22/21
Divcon Inc.	John Gandy	559-490-0205	john@divconinc.com	796543	A	B	C7										12/14/20	12/13/21
ECI (Engineered Controls, Inc.)	Richard Malcolm	559-323-9788	richard@ecihvac.com	714317	B	C20	C36	C43	C61	D62	D64						12/30/20	12/29/21
EKC Enterprises, Inc.	Greg Alavezos	559-438-0330	greg@ekccorp.com	916095	C7	C10											04/19/21	04/18/22
Famad Inc. dba Sitelogiq	Chris Bristow	916-988-8808	chris.bristow@sitelogiq.com	646794	A	B	C4	C10	C20	C36	C43						04/13/21	04/12/22
Elite Landscape Construction, Inc.	Cameron Nelson	559-292-2900	cameronn@eliteteamoffices.com	967955	C27												04/13/21	04/12/22
Fire System Solutions, Inc.	Jorge Moran	559-275-4894	jmoran@firesystemsolutions.com	982763	C10	C16											04/01/21	03/31/22
Fortune-Ratliff General Contractors, Inc.	Adam Myles	559-432-1306	adamm@fortuneratliff.com	496147	B	C8											10/28/20	10/27/21
Four C's Construction	Preston Cross	559-237-3990	preston@fourcsmetal.com	908294	B	C20	C36	C39	C43								02/01/21	01/31/22
Fresno Plumbing & Heating, Inc. (Costal Plumbing)	Wyndie Gibson	559-294-0200	wyndieg@fphinc.com	801642	B	C16	C20	C36									02/04/21	02/03/22
Fresno Roofing Co. Inc.	Edward Duarte	559-255-8377	ed@fresnoroofingco.net	302777	B	C2	C39										01/19/21	01/18/22
GC Builders	Gerardo Campos	559-478-3276	gcbuilders137@yahoo.com	933222	B												07/15/20	07/14/21
Graham Prewett, Inc.	Sean Prewett	559-291-3741	grmpre1@grahamprewett.com	793065	A	B	C33	C39	C43								11/30/20	11/29/21
Haydon Construction, Inc.	Nicole Hensley	559-251-5522	hr@haydonconst.com	458977	A												06/01/21	05/31/22
Howe Electric Construction, Inc.	Kirstin Howe Lichtenwalner	559-255-8992	kirstin.howe@howe-electric.com	898737	B	C10	C46										12/18/20	12/17/21
HPS Mechanical, Inc.	Alma Martinez	661-397-2121	planroom@hpsmechanical.com	793014	A	B	C2	C4	C10	C16	C20	C34	C36	C42	C43	C46	03/25/21	03/24/22
Imperial Electric Service	Windell Pascascio Jr.	559-374-6484	windell@imperialelectricserviceinc.com	1015336	C10												01/05/21	01/04/22
J. Boone Mechanical, Inc.	Jim Boone	559-207-3470	jim@jboonemechanical.com	1302006	A	B	C4	C36	C38	C43							01/14/21	01/13/22
J. I. Garcia Construction, Inc.	Joseph V. Garica Karen Acosta	559-276-7726	joeg@jigarcia.com; karena@jigarcia.com	556003	A	B											12/30/20	12/29/21
J. Noble Binns Plumbing Co., Inc.	Michelle Heinrichs	661-615-6101	michelle@binnsplumbing.com	481544	C4	C16	C34	C36	C55								09/21/20	09/20/21
Jarrett Electric, Inc.	Melissa Sweaney	661-327-8046	melissa@cjelectric.net	667401	C10												09/18/20	09/17/21
Jerico Fire Protection Company Inc.	Chris Miller	559-255-6446	chris@jericofire.com	548570	C16												03/22/21	03/21/22
Johnson Plumbing Industrial, Inc.	Jenifer Cunningham	209-384-1566	jen@johnsonindustrial.net	526086	C36												09/21/20	09/20/21
Katch Environmental Inc.	Paul Katchadoorian	559-292-6653	paul@katchenvironmental.com	933096	A	B											02/01/21	01/31/22
Kings County Air Conditioning, Inc.	Mark Mathis	559-584-4383	mark@kcairinc.com	828256	B	C20	C43										11/23/20	11/22/21
Kitcor Corporation	Kent Kitchen	818-767-4800	kentkitchen@kitcor.com; ruby@kitcor.com	244236	C43												10/21/20	10/20/21
Klassen Corporation	Katie Angevine	661-324-3000	katiea@klassencorp.com	350573	B	C8	C51										04/28/21	04/27/22
Lawson Mechanical Contractors	Megan McCarthy	916-381-5000	mmccarthy@lawsonmechanical.com	178385	A	B	C2	C4	C16	C20	C36	C38	C43				12/22/20	12/21/21
Lindsay Electric (Steven Lindsay)	Steve Lindsay	559-281-6308	steve@lindsay-electric.com	932850	C10												11/18/20	11/17/21
LPC Automation Inc.	Joe Calaflore	888-742-5572	joec@lpcautomation.com	886516	C10												12/28/20	12/27/21

AD3

PREQUALIFICATION CONTRACTORS LIST
($1 MILLION + PROJECTS)
AS OF JUNE 15, 2021

Magnetar.us, Inc.	Greg Hardin	559-477-41347	sales@magnetar.us	904637	B	C7	C10										02/04/21	02/03/22
Mark Wilson Construction Co., Inc.	Doug Reitz	559-348-0421	doug@markwilsonconstruction.com	774987	B												01/21/21	01/20/22
Marko Construction Group, Inc.	Paul K. Gong	559-222-7888	pkgong@markoconstruction.com	831764	A	B	C39										12/07/20	12/06/21
Mesa Energy Systems, Inc.	Rod Galvan	559-277-7900	mesanaservice@emcorgroup.com	611215	B	C4	C7	C10	C20	C36	C38	C46					03/15/21	03/14/22
Meyers Constructors, Inc.	Emily Mayoral	559-473-0014	emily@meyersconstructors.com	1004811	B	C51											10/13/20	10/12/21
Michael Cole Electric	Michael Cole	559-298-6464	mcecski@aol.com	625324	C10												01/11/21	01/10/22
Modern Air Mechanical	Dan Kumetat	209-722-0076	dan@modernair.biz; est@modernair.biz	569680	C20	C38	C43										05/28/21	05/27/22
Morris Levin and Son	Haley White; Del Freitas	559-686-8561	hwhite@morrislevin.com; dfreitas@morrislevin.com	167881	C2	C10	C34	C36	C38	C42	C60						10/26/20	10/25/21
M-TEK Communications	Andres Navarro Jr	559-540-5559	anavarro@mtektelecom.com	1043901	C7	C10											04/30/21	04/29/22
Nations Roof West, LLC	Sean Rauch	559-252-1255	srauch@nationsroof.com	1012378	C39	C43											12/04/20	12/03/21
New England Sheet Metal and Mechanical Co.	John D. Sloan	559-268-7375	jsloan@nesm.com	433674	A	B	C4	C20	C36	C38	C43						01/19/21	01/18/22
Nolte Sheet Metal, Inc.	Ernie Nolte	559-275-1246	natalie@noltesheetmetal.com	438796	C20	C38	C43										02/09/21	02/08/22
Otavilla Mechanical Contractors Inc.	Mike Allivato	831-609-3000	mike@otavillamechanical.com	968640	C20												02/23/21	02/22/22
PCD	Christian Velasquez	707-546-3633	cvelasquez@pcdinc.net	527657	C7	C10											03/31/21	03/30/22
Power Design Electric, Inc.	Gabriel Lopez; Robert Glover	559-897-2599	glopez@powerdesignelectric.com; robert@powerdesignelectric.com	851246	C10												09/21/20	09/20/21
Presidential Fire Protection, Inc.	Fabian Robles	916-379-9199	fabian@presidentialfireprotection.com	847133	C16												04/19/21	04/18/22
Pro-Craft Construction, Inc.	Estimating Department	909-790-5222	estimating@procraftci.com	467234	A	B	C2	C16	C34	C36	C42						02/16/21	02/15/22
R L H Fire Protection, Inc.	Bonnie Roberts	661-410-1321	broberts@rlhfp.com	777717	C10	C16											09/21/20	09/20/21
Rakkar Development & Construction	Tajinder Rakkar	559-994-9482	taj@rpccompanies.com	1037594	B												01/12/21	01/11/22
Schreder & Brandt Mfg. Inc.	Carolyn Atkinson	530-899-1104	carolyn@schrederandbrandt.com	748129	A	B											02/16/21	02/15/22
Schultz Industries, Inc. dba Sturdisteel Company	Ruth Lopez	800-433-3116	rlopez@sturdisteel.net	727715	A												09/02/20	09/01/21
Seal Rite Paving (Witbro, Inc.)	Brooke Ashjian	559-222-7325	bids@sealritepaving.com	805585	A												02/10/21	02/09/22
Seals Construction, Inc.	Nick Seals	559-651-4040	nick.seals@sealsconstruction.com	949738	A	B											11/20/20	11/19/21
Silver Creek Industries, LLC.	Dani Shaughnessy	951-943-5393	dshaughnessy@silver-creek.net	855259	B	C10	C20	C27	C36								03/22/21	03/21/22
Smith Mechanical-Electrical-Plumbing (Brannon/Smith Electric)	Michael Brannon	805-621-5000	mb@smith-electric.com	420418	A	B	C2	C4	C7	C9	C10	C16	C20	C36	C43		09/08/20	09/07/21
Soltek Pacific Const. Co. (Solpac Constr., Inc.)	Kevin M. Cammall	619-296-6247	marketing@soltekpacific.com	886641	A	B											02/04/21	02/03/22
Southern Bleacher Company, Inc.	David McClendon	940-549-0733	herndon@southernbleacher.com	564497	A												03/30/21	03/29/22
Steven's Electrical Contracting	Steven Harris	559-363-9776	stevens3639776@gmail.com	661442	C10												12/30/20	12/29/21
Stockbridge General Contracting, Inc.	Guy Stockbridge	559-292-2900	guys@eliteteamoffices.com	967612	A	B	C8	C27	C61	D9	D34						04/06/21	04/05/22
Strategic Mechanical, Inc.	Chad Petty	559-291-1952	cpetty@strategicmech.com	834679	B	C2	C4	C10	C16	C20	C23	C36	C38	C42	C43	C51	C60	12/28/20	12/27/21
T.P. Thomas Plumbing, Inc.	Mike Lansford	559-591-6499	mike@tptplumbing.com	613719	C36												12/18/20	12/17/21
Todd Companies (JT2)	James Todd	559-651-5820	jt2@jt2inc.com	788798	A	C21	C36	D6									04/21/21	04/20/22

AD3

PREQUALIFICATION CONTRACTORS LIST
($1 MILLION + PROJECTS)
AS OF JUNE 15, 2021

Turner Construction Company	Clint Williams	559-389-5104	cwilliams@tcco.com	210639	A	B		04/20/21	04/19/22
Valley Precision Grading, Inc.	Kristofer Olson	916-638-8800	kip@vpgrading.com	783244	A	C61	D12	08/20/20	08/19/21
Valley Unique Electric, Inc.	Mark Worthington	559-237-4795	mark@valleyunique.com	464539	C10			09/11/20	09/10/21
Westech Systems, Inc.	Helder Domingos, Darin Culberson	559-455-1720	hd@westechsys.com; dc@westechsys.com	739791	C10	C46		12/22/20	12/21/21
Wild Electric, Incorporated	Craig Newton	559-251-7770	cnewton@wildelectric.net	500696	C10			02/18/21	02/17/22
Wilkinson Electric Inc.	Desiree Wilkinson	209-678-2161	desiree@wilkinsonelectriccompany.com	900558	C10			04/19/21	04/18/22
Yosemite Fire & Security	Ryan Hansen	559-760-4423	rhansen@yosemitefire.com	1051121	C10	C16		05/20/21	05/19/22
Zumwalt Construction, Inc.	Robert McKnight	559-252-1000	rmcknight@zumwaltconst.com	706140	B			06/25/20	06/24/21

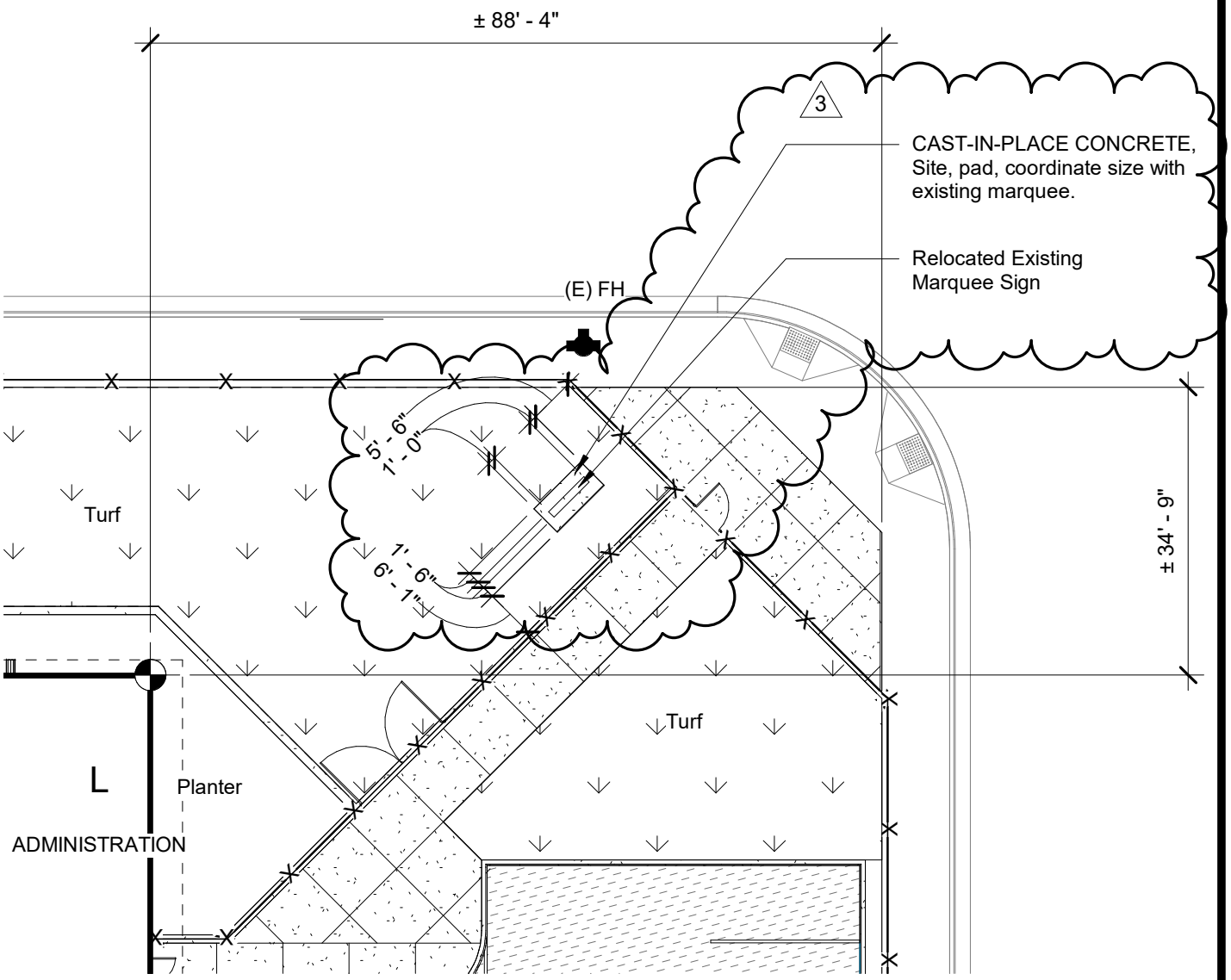



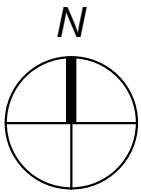

Partial Site Plan

DSA File No: 10-H8
DSA Appl No: 02-117220

darden architects

ARCHITECTURE · PLANNING · INTERIORS

Robert L. Petithomme AIA · Antonio J. Avila AIA · DeDe Darnell ASID
Grant E. Dodson AIA · Michael K. Fennacy AIA · Andrew A. Corral AIA
Gerardo Padron · Leslie A. Rau IIDA · Martin A. Ilic · Mathew R. Heiss AIA
Michael J. Nelson · Sean P. Mendoza AIA · William Brandle AIA

6790 N. West Avenue · Fresno, California 93711 · 559 448-8051 · Fax 559 446-1765

Project No:	1725
Date:	06/18/21
Scale:	1" = 20'-0"

Copyright 2021 Darden Architects

Addams Elementary School Building Additions and Modernization
Fresno Unified School District

AD3-AX01

6/18/2021 11:14:49 AM
C:\Users\andrewc\Documents\1725_Addams_ES_Building B_and_Site_BIDDING_V18_andrewc@dardenarchitects.com.rvt

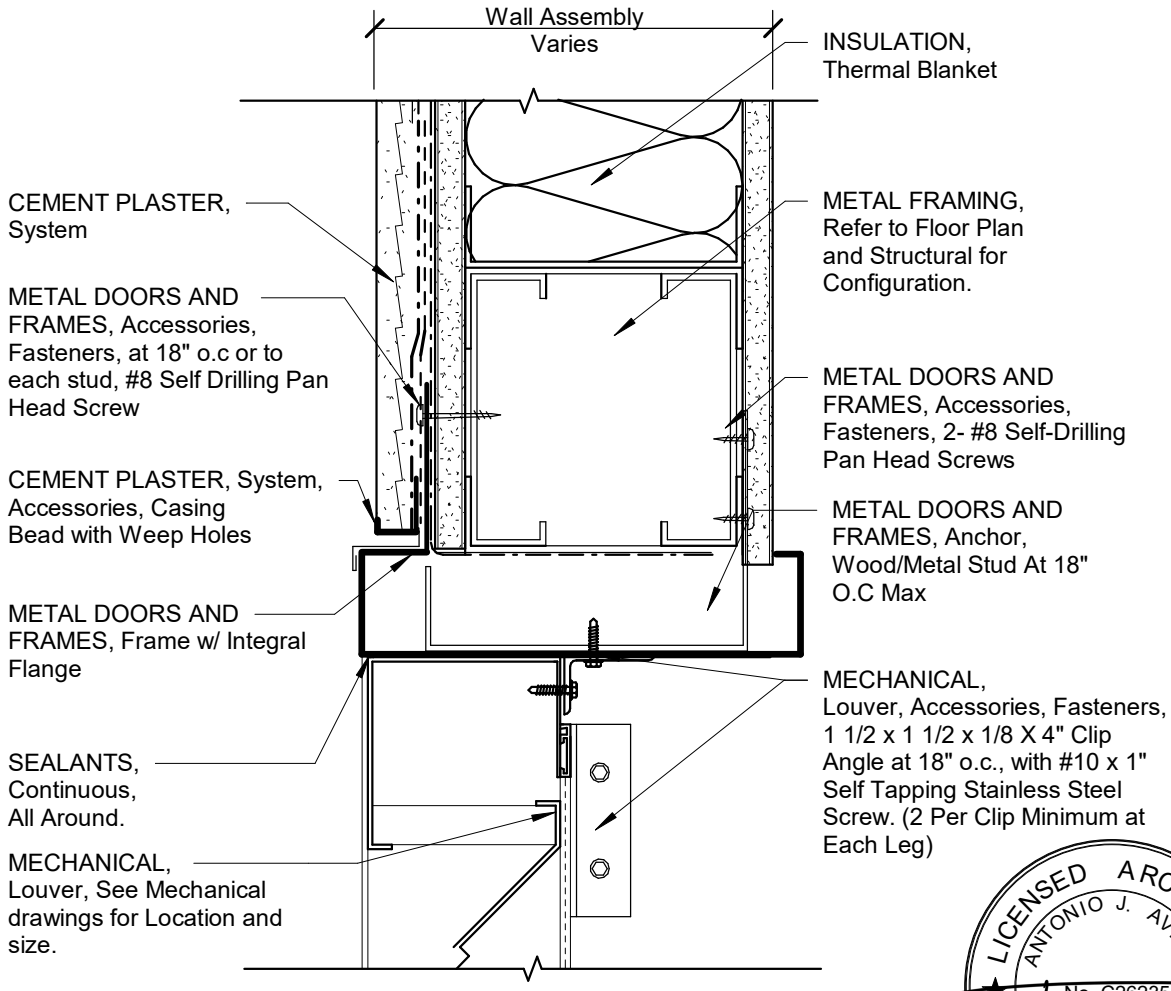



J11	METAL DOORS AND FRAMES, Louver Head at Metal Stud
3" = 1'-0"	

Frame at Louver

DSA File No: 10-H8
DSA Appl No: 02-117220

darden architects

ARCHITECTURE · PLANNING · INTERIORS

Robert L. Petithomme AIA · Antonio J. Avila AIA · DeDe Darnell ASID
Grant E. Dodson AIA · Michael K. Fennacy AIA · Andrew A. Corral AIA
Gerardo Padron · Leslie A. Rau IIDA · Martin A. Ilic · Mathew R. Heiss AIA
Michael J. Nelson · Sean P. Mendoza AIA · William Brandle AIA

6790 N. West Avenue · Fresno, California 93711 · 559 448-8051 · Fax 559 446-1765

Project No:	1725
Date:	06/18/21
Scale:	3" = 1'-0"

Copyright 2021 Darden Architects

Addams Elementary School Building Additions and Modernization
Fresno Unified School District

AD3-AX02

6/18/2021 2:43:40 PM
C:\Users\andrewc\Documents\1725_Addams_ES_Building B_and_Site_BIDDING_V18_andrewc@dardenarchitects.com.rvt

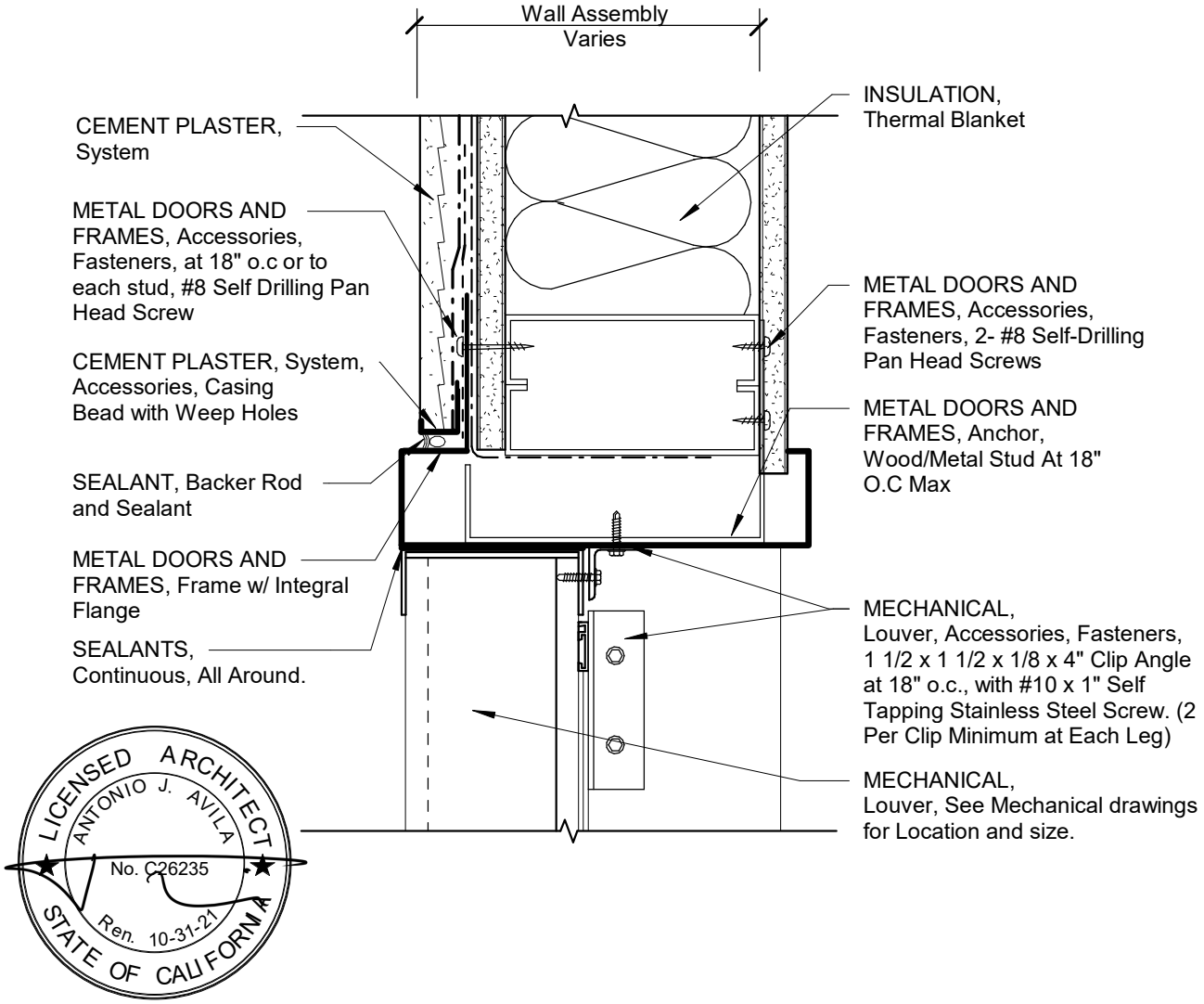

E11

3" = 1'-0"

METAL DOORS AND FRAMES, Louver Jamb at Metal Stud

Frame at Louver

DSA File No: 10-H8
DSA Appl No: 02-117220

darden architects

ARCHITECTURE · PLANNING · INTERIORS

Robert L. Petithomme AIA · Antonio J. Avila AIA · DeDe Darnell ASID
Grant E. Dodson AIA · Michael K. Fennacy AIA · Andrew A. Corral AIA
Gerardo Padron · Leslie A. Rau IIDA · Martin A. Ilic · Mathew R. Heiss AIA
Michael J. Nelson · Sean P. Mendoza AIA · William Brandle AIA

6790 N. West Avenue · Fresno, California 93711 · 559 448-8051 · Fax 559 446-1765

Project No:	1725
Date:	06/18/21
Scale:	3" = 1'-0"

Copyright 2021 Darden Architects

Addams Elementary School Building Additions and Modernization
Fresno Unified School District

AD3-AX03

6/18/2021 2:43:41 PM
C:\Users\andrewc\Documents\1725_Addams_ES_Building B_and_Site_BIDDING_V18_andrewc@dardenarchitects.com.rvt

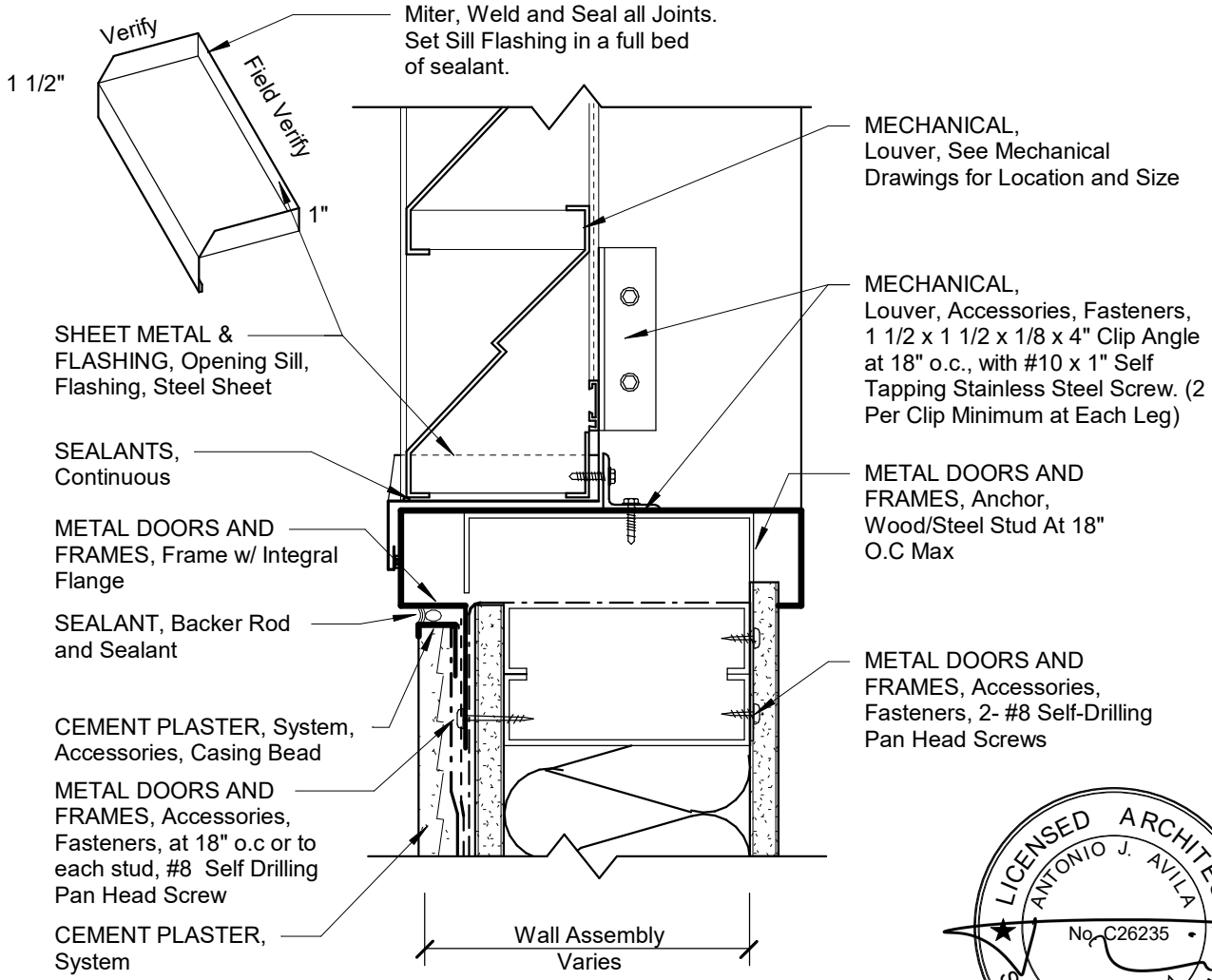



A11	METAL DOORS AND FRAMES, Louver Sill at Metal Stud
3" = 1'-0"	

Frame at Louver

DSA File No: 10-H8
DSA Appl No: 02-117220

darden architects

ARCHITECTURE · PLANNING · INTERIORS

Robert L. Petithomme AIA · Antonio J. Avila AIA · DeDe Darnell ASID
Grant E. Dodson AIA · Michael K. Fennacy AIA · Andrew A. Corral AIA
Gerardo Padron · Leslie A. Rau IIDA · Martin A. Ilic · Mathew R. Heiss AIA
Michael J. Nelson · Sean P. Mendoza AIA · William Brandle AIA

6790 N. West Avenue · Fresno, California 93711 · 559 448-8051 · Fax 559 446-1765

Project No:	1725
Date:	06/18/21
Scale:	3" = 1'-0"

Copyright 2021 Darden Architects

Addams Elementary School Building Additions and Modernization
Fresno Unified School District

AD3-AX04

6/18/2021 2:43:41 PM
C:\Users\andrewc\Documents\1725_Addams_ES_Building B_and_Site_BIDDING_V18_andrewc@dardenarchitects.com.rvt

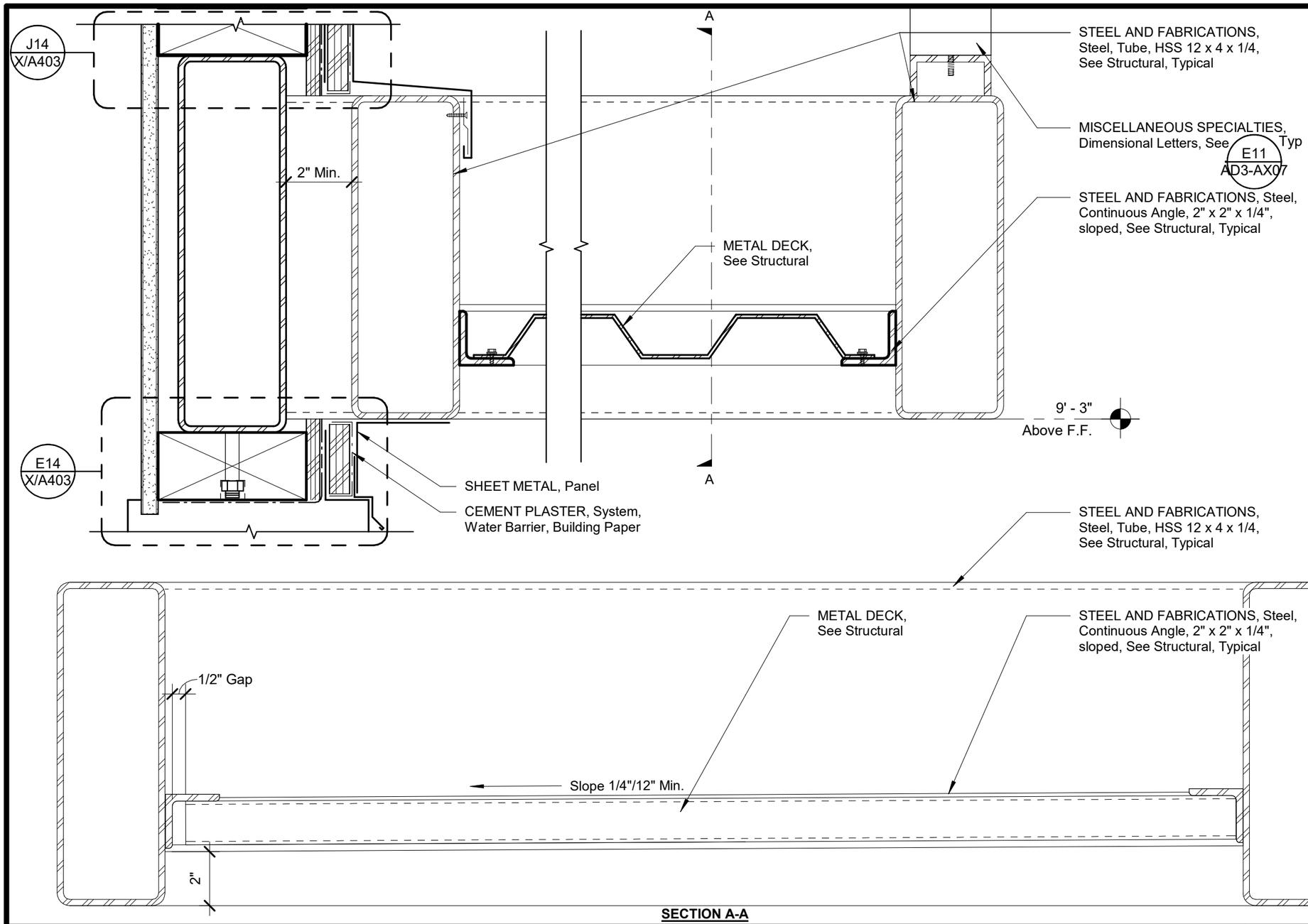

SECTION A-A

NOTE: All Exposed Welds to be Continuous, Grind Smooth, Flush and Level, Refer to Structural Drawings for Types / Sizes.

NOTE: Provide STEEL AND FABRICATIONS, Plastic Steel Putty All Around and Across Top of Welds, See Structural

DSA File No: 10-H8
DSA Appl No: 02-117220

STEEL AND FABRICATIONS, Entrance Shade Canopy

Addams Elementary School Building Additions and Modernization
Fresno Unified School District

darden architects
ARCHITECTURE · PLANNING · INTERIORS
Robert L. Petithomme AIA · Antonio J. Avila AIA · DeDe Darnell ASID
Grant E. Dodson AIA · Michael K. Fennacy AIA · Andrew A. Corral AIA
Gerardo Padron · Leslie A. Rau IIDA · Martin A. Ilic · Mathew R. Heiss AIA
Michael J. Nelson · Sean P. Mendoza AIA · William Brandle AIA
6790 N. West Avenue · Fresno, California 93711 · 559 448-8051 · Fax 559 446-1765

Designed By:	-	Project Number:	1725
Drawn By:	-	Scale:	3" = 1'-0"
Checked By:	-	Copyright 2021 Darden Architects	
Reviewed By:	-	AD3-AX05	
Date:	06/18/21		

6/18/2021 3:27:24 PM
C:\Users\andrewc\Documents\1725_Addams_ES_Building B_and_Site_BIDDING_V18_andrewc@dardenarchitects.com.rvt

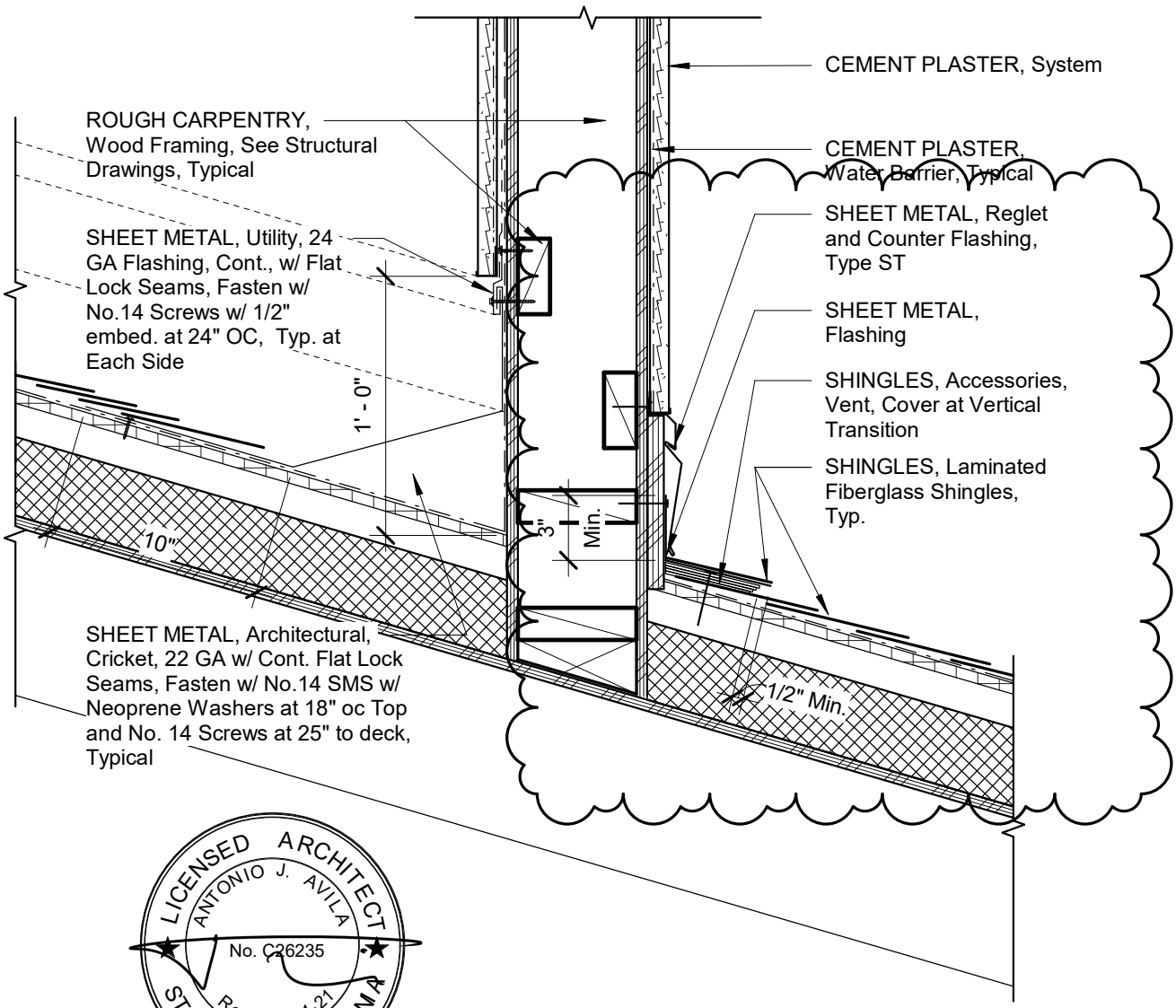

LICENSED ARCHITECT
ANTONIO J. AVILA
No. C26235
Ren. 10-31-21
STATE OF CALIFORNIA

A7	SHEET METAL, Mechanical Screen
1 1/2" = 1'-0"	

SHEET METAL, Mechanical Screen

DSA File No: 10-H8
DSA Appl No: 02-117220

darden architects

ARCHITECTURE · PLANNING · INTERIORS

Robert L. Petithomme AIA · Antonio J. Avila AIA · DeDe Darnell ASID
Grant E. Dodson AIA · Michael K. Fennacy AIA · Andrew A. Corral AIA
Gerardo Padron · Leslie A. Rau IIDA · Martin A. Ilic · Mathew R. Heiss AIA
Michael J. Nelson · Sean P. Mendoza AIA · William Brandle AIA

6790 N. West Avenue · Fresno, California 93711 · 559 448-8051 · Fax 559 446-1765

Project No:	1725
Date:	06/18/21
Scale:	1 1/2" = 1'-0"

Copyright 2021 Darden Architects

Addams Elementary School Building Additions and Modernization
Fresno Unified School District

AD3-AX06

6/18/2021 2:43:42 PM
C:\Users\andrewc\Documents\1725_Addams_ES_Building B_and_Site_BIDDING_V18_andrewc@dardenarchitects.com.rvt

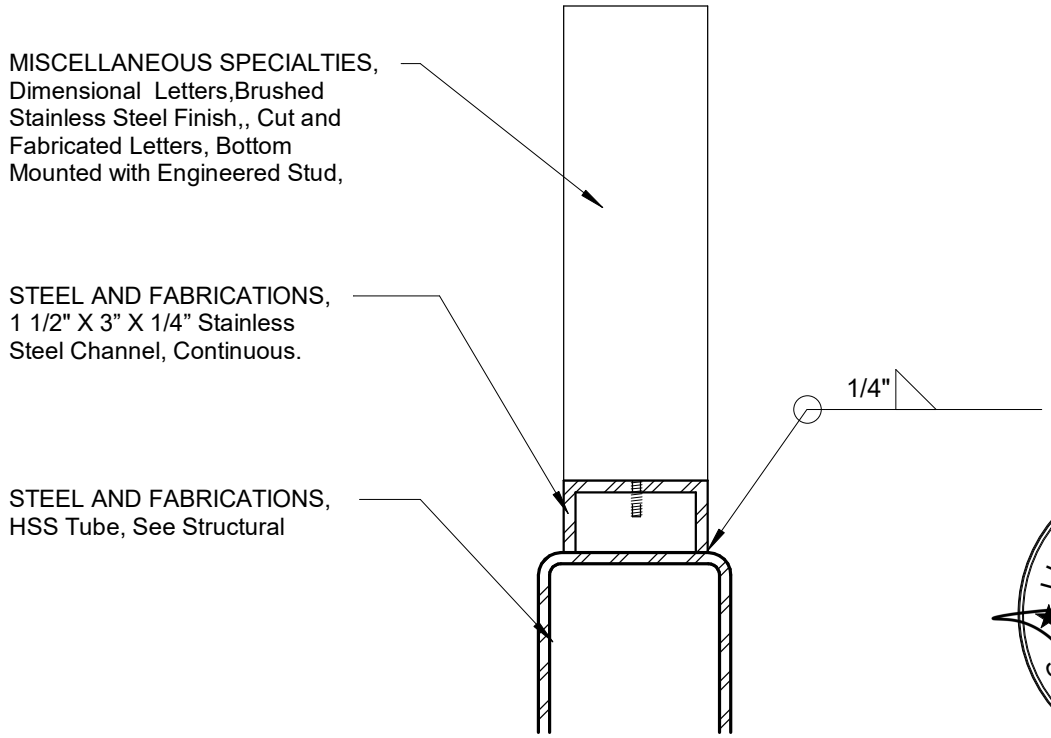

SECTION A-A



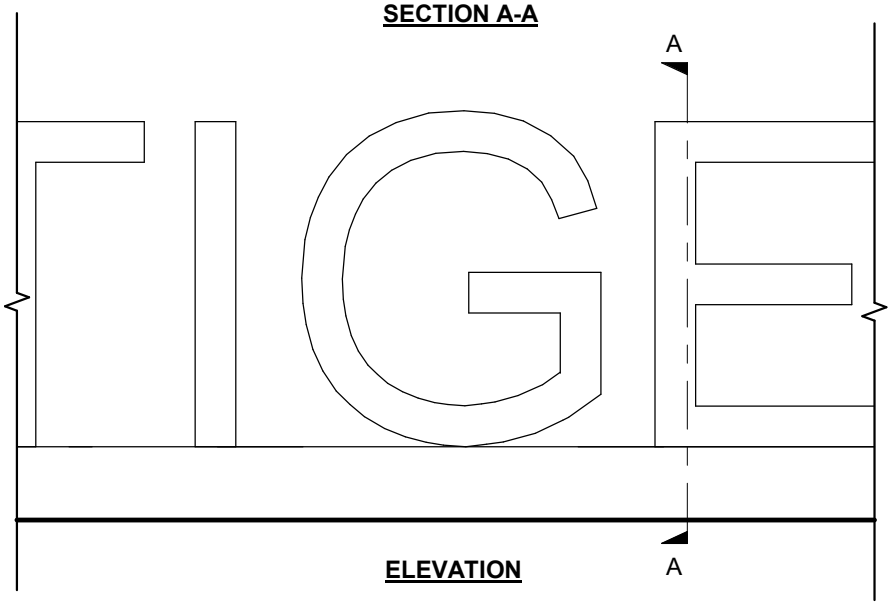

ELEVATION

E11	MISCELLANEOUS SPECIALTIES, Standing Dimensional Letters at Canopy
3" = 1'-0"	

Dimensional Letters at Canopy

DSA File No: 10-H8
DSA Appl No: 02-117220

darden architects

ARCHITECTURE · PLANNING · INTERIORS

Robert L. Petithomme AIA · Antonio J. Avila AIA · DeDe Darnell ASID
Grant E. Dodson AIA · Michael K. Fennacy AIA · Andrew A. Corral AIA
Gerardo Padron · Leslie A. Rau IIDA · Martin A. Ilic · Mathew R. Heiss AIA
Michael J. Nelson · Sean P. Mendoza AIA · William Brandle AIA

6790 N. West Avenue · Fresno, California 93711 · 559 448-8051 · Fax 559 446-1765

Project No:	1725
Date:	06/18/21
Scale:	3" = 1'-0"

Copyright 2021 Darden Architects

Addams Elementary School Building Additions and Modernization
Fresno Unified School District

AD3-AX07

6/18/2021 2:43:42 PM
C:\Users\andrewc\Documents\1725_Addams_ES_Building B_and_Site_BIDDING_V18_andrewc@dardenarchitects.com.rvt

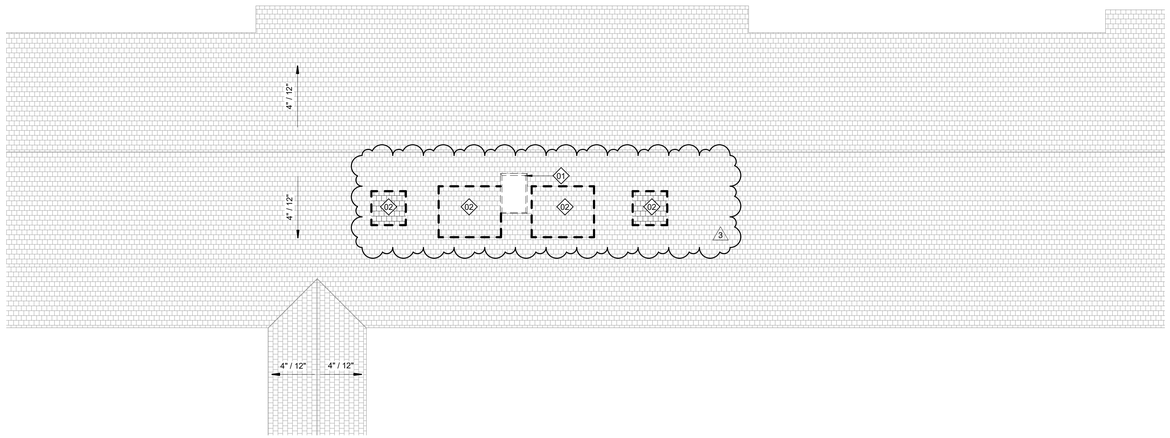

N

J1 | Demolition Roof Plan
1/8" = 1'-0"

SYMBOLS

- Existing Wall
- Remove Existing Wall
- Remove Existing Building Item (See Demolition Note, Plumbing, Mechanical, and Electrical Drawings)
- ROOM NAME / 10 — Room Designation
- 10 — Demolition Key Note Symbols

NOTES

1. See Specifications section, SELECTIVE DEMOLITION, See Plumbing, Mechanical, and Electrical Drawings and Specifications
2. Remove materials, equipment, and finishes indicated by demolition key notes
3. All Concrete removed shall be within sawcut lines or Existing expansion/ control joint lines.
4. Coordinate removal of door hardware with HARDWARE in the specifications.
5. Where Demolition work is indicated, contractor shall remove and reinstall any or all items necessary for installation of new work. Existing area affected by demotion work shall be patched and repaired to match Existing construction.
6. Any damage resulting from the modernization activity shall be corrected at no additional epense to the owner and all surfaces cleaned and readied to recieve new works.
7. Remove, cut, and patch work in a manner to minimize damage and to provide means of restoring products and finishes to original condition.
8. Where new work abuts or allignes with Existing, make a smooth and even transition. Patch work shall match Existing adjacent work in texture and apprearance.
9. When Finished surfaces are cut so that a smooth transition with new work is not possible, terminate Existing surfaces along a straight line at a natural line of division and make recommendation to the architect.

DEMOLITION NOTES

01 — SELECTIVE DEMOLITION.
Remove and Dispose of Existing HVAC System, See MECHANICAL

02 — SELECTIVE DEMOLITION.
Remove and Dispose portion of existing roofing system and sheathing as required for the installation of new mechanical units. See Mechanical for additional information.

J14 | Demolition Roof Plan Legend
No Scale

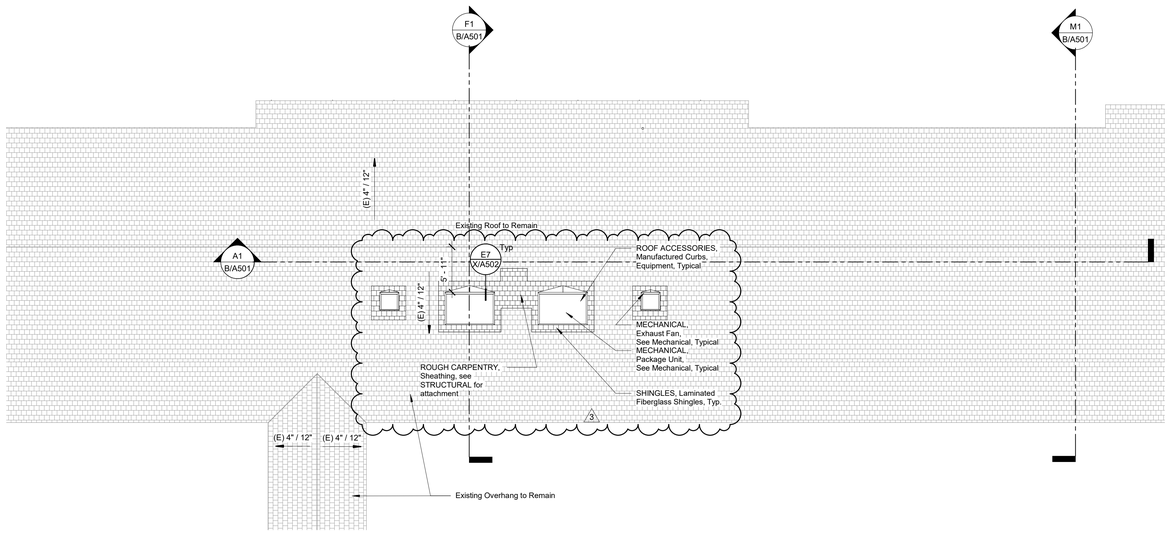

N

A1 | Roof Plan
1/8" = 1'-0"

DSA File No.:
10-H8

DSA Application No.:
02-117220

Agency Approval

SYMBOLS

- PLUMBING, Roof Drain and Overflow
- ROOF ACCESSORIES, Roof Hatch
- PV — PLUMBING, Vent
- +14'-6" — Elevation above finish floor
- Slope (DN) — Direction of slope
- Line of Wall below
- Reference Point
- LOUVERS

ABBREVIATIONS

TOP	Top of Parapet Framing
FO Frmg.	Face of Framing
OD	PLUMBING, Overflow Drain
TOB	Top of Parapet Brace Framing
TOF	Top of Framing
RD	PLUMBING, Roof Drain
TOM	Top of Masonry
OH	Opposite Hand
DS	Downspout
FOS	Face of Stud
TOR	Top of Roof
TOS	Top of Steel
Sim.	Similar
Typ.	Typical
PV	Pipe Vent

NOTES

1. Refer to Plumbing, Mechanical, and Electrical for all roof penetrations and roof mounted equipment.
For appropriate details, Refer to A1 X/A502 Typ, A4 X/A502 Typ
Unless Otherwise Noted.
2. Roof Slope and Crickets shall be constructed with tapered insulation to achieve slope as required.
3. When indicated, SHEET METAL, Reglet and Counter Flashing occurs at the Back Side and/or the Front Side of Parapet Walls. At each roof level such Reglet elevations shall be determined based upon the details of construction, and be installed at the same horizontal level.

G18 | Roof Plan Legend
No Scale

General Notes

Consultant

Addams Elementary School Building Additions and Modernization
Fresno Unified School District
2117 W McKinley Ave, Fresno, CA 93728

Project

BUILDING B - CLASSROOM
Roof Plan

Drawing

darden architects
ARCHITECTURE
PLANNING
INTERIORS
www.dardenarchitects.com
6790 N. West Ave. • Fresno, CA 93711 • T. 559.448.8051
LICENSED ARCHITECT ANTONIO J. ANTUNA No. C26235 Exp. 10-31-23 STATE OF CALIFORNIA

Architect

No.	Revision/Submission	Date
3	Addendum #3	06/13/21

Revision

Copyright 2021 Darden Architects

Scale:	1/8" = 1'-0"	Designed By:	TA/AC
Project Number:	1725	Drawn By:	BY
Date:	06/18/21	Checked By:	AC
		Reviewed By:	TA

B/A301

Sheet: _____ of: _____

6/22/2021 8:04:49 AM
C:\Users\andrewc\Documents\1725_Addams_ES_Building B_and_Site_BIDDING_V18_andrewc@dardenarchitects.com.rvt

DSA File No.:
10-48

DSA Application No.:
02-117220

Agency Approval

SYMBOLS

- PLUMBING, Roof Drain and Overflow
- ROOF ACCESSORIES, Roof Hatch
- PV — PLUMBING, Vent
- +14'-6" — Elevation above finish floor
- Slope (DN) — Direction of slope
- Line of Wall below
- Reference Point
- LOUVERS

ABBREVIATIONS

TOP	Top of Parapet Framing
FO Frmg.	Face of Framing
OD	PLUMBING, Overflow Drain
TOB	Top of Parapet Brace Framing
TOF	Top of Framing
RD	PLUMBING, Roof Drain
TOM	Top of Masonry
OH	Opposite Hand
DS	Downspout
FOS	Face of Stud
TOR	Top of Roof
TOS	Top of Steel
Sim.	Similar
Typ.	Typical
PV	Pipe Vent

NOTES

1. Refer to Plumbing, Mechanical, and Electrical for all roof penetrations and roof mounted equipment. For appropriate details, Refer to Unless Otherwise Noted. (A1 X/A502 Typ, A4 X/A502 Typ)
2. Roof Slope and Crickets shall be constructed with tapered insulation to achieve slope as required. (3)
3. When indicated, SHEET METAL, Reglet and Counter Flashing occurs at the Back Side and/or the Front Side of Parapet Walls. At each roof level such Reglet elevations shall be determined based upon the details of construction, and be installed at the same horizontal level.

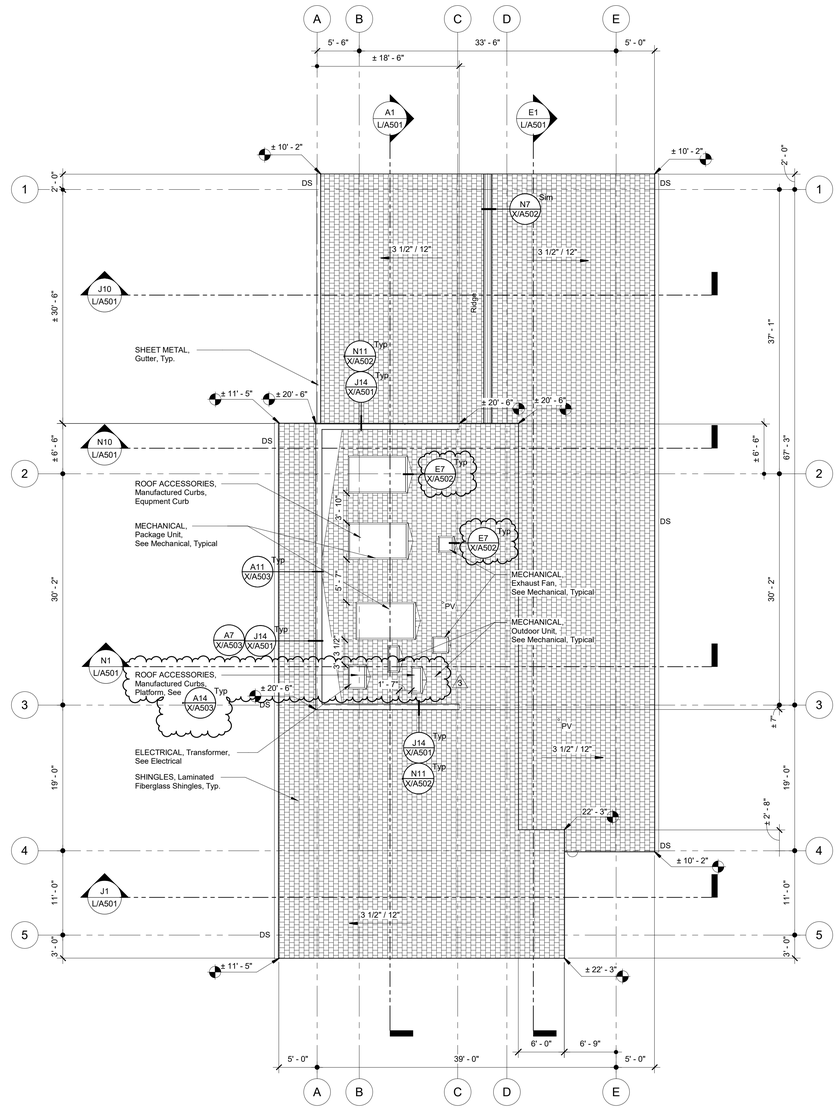

N

G18	Roof Plan Legend
No Scale	

Consultant

Addams Elementary School Building Additions and Modernization
Fresno Unified School District
Fresno Unified School District

Project

Building L - Administration
Roof Plan

Drawing

darden architects
ARCHITECTURE
PLANNING
INTERIORS
www.dardenarchitects.com
6790 N. West Ave. • Fresno, CA 93711 • T. 559.448.8051

LICENSED ARCHITECT ANTONIO J. AVILA No. C26235 Exp. 10-31-21 STATE OF CALIFORNIA

Architect

No.	Revision/Submission	Date
3	Addendum 3	06/22/21

Revision

	Designed By:TA/AC	Copyright 2018 Darden Architects
Scale: 1/8" = 1'-0"	Drawn By: BY	L/A301
Project Number: 1725	Checked By: AC	
Date: 04/21/21	Reviewed By: TA	Sheet: ____ of: ____

A1 — Building L - Roof Plan
1/8" = 1'-0"

6/22/2021 8:06:11 AM
C:\Users\andrewc\Documents\1725_Addams_ES_Admin_Building L_BIDDING_V18_andrewc@dardenarchitects.com.rvt

AD3-AX09

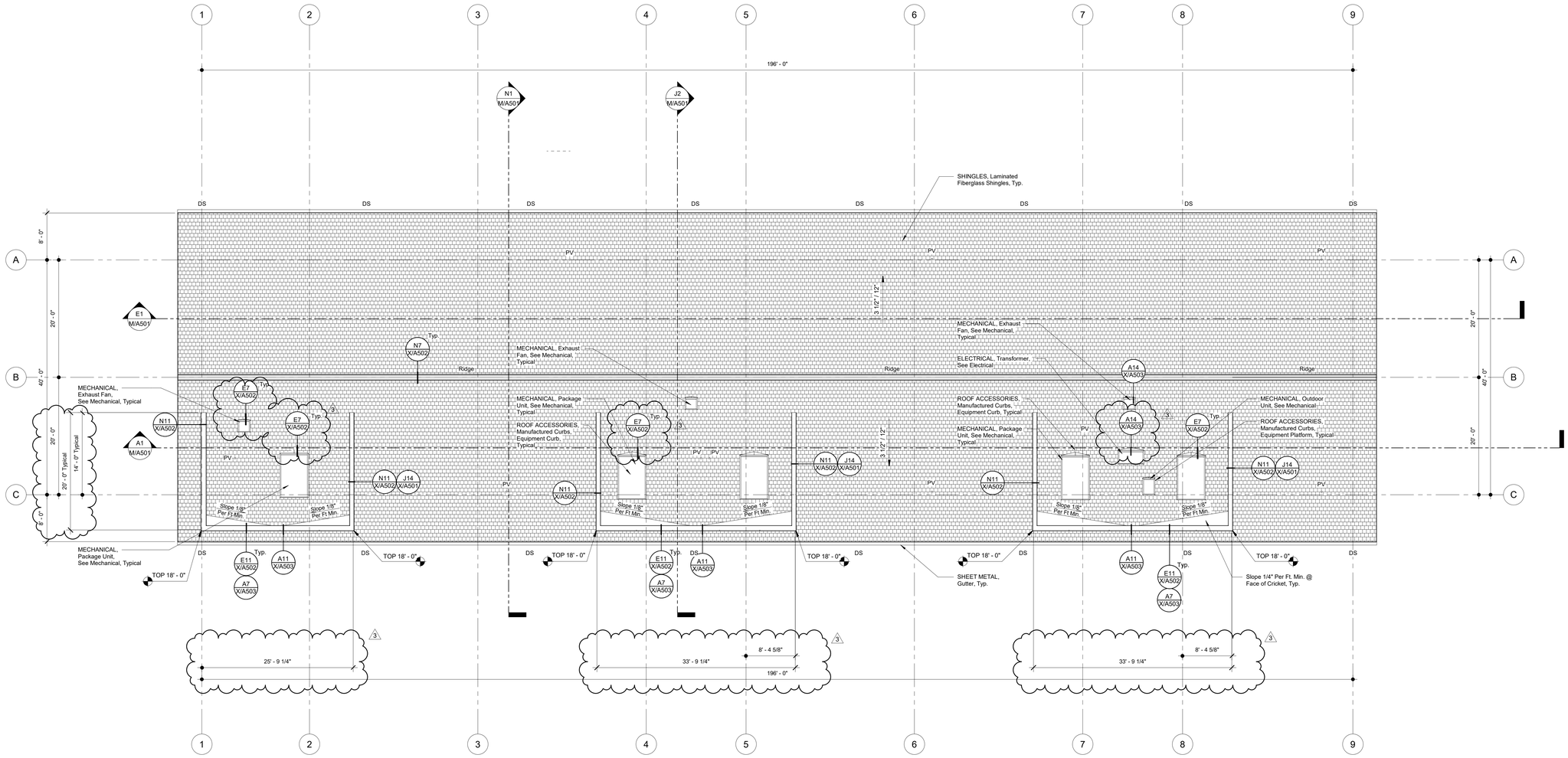

DSA File No.:

DSA Application No.:
02-117220

Agency Approval

SYMBOLS

- PLUMBING, Roof Drain and Overflow
- ROOF ACCESSORIES, Hatch Cover
- PV — PLUMBING, Vent
- TOP +14'-6" — Elevation above finish floor
- Slope (DN) — Direction of slope
- Line of Wall below
- Reference Point
- LOUVERS

ABBREVIATIONS

TOP	Top of Parapet Framing
FO Frmg.	Face of Framing
OD	PLUMBING, Overflow Drain
TOB	Top of Parapet Brace Framing
TOF	Top of Framing
RD	PLUMBING, Roof Drain
TOM	Top of Masonry
OH	Opposite Hand
DS	Downspout
FOS	Face of Stud
TOR	Top of Roof
TOS	Top of Steel
Sim.	Similar
Typ.	Typical

NOTES

1. Refer to Plumbing, Mechanical, and Electrical for all roof penetrations and roof mounted equipment. For appropriate details, Refer to A1 X/A502 A4 X/A502 Unless Otherwise Noted.
2. Roof Slope and Crickets shall be constructed with tapered insulation to achieve slope as required. 3
3. When indicated, SHEET METAL, Reglet and Counter Flashing occurs at the Back Side and/or the Front Side of Parapet Walls. At each roof level such Reglet elevations shall be determined based upon the details of construction, and be installed at the same horizontal level.

G18 — Roof Plan Legend
No Scale

Consultant

Addams Elementary School New Building and Modernization
Fresno Unified School District
4774 East Yale Avenue Fresno, CA

Project

Building M - Kindergarten Classroom Building
Roof Plan

Drawing

darden architects
ARCHITECTURE PLANNING INTERIORS
www.dardenarchitects.com
6790 N. West Ave. • Fresno, CA 93711 • T. 559.448.8051
LICENSED ARCHITECT ANTONIO J. ALVAREZ No. C-28235 Exp. 10-31-21 STATE OF CALIFORNIA

Architect

No.	Revision/Submission	Date
3	Addendum #3	06/22/21

Revision

Scale:	1/8" = 1'-0"	Designed By:	TA/AC
Drawn By:	BY	Checked By:	AC
Project Number:	1725	Reviewed By:	AC
Date:	05/11/21		

Copyright 2017 Darden Architects

M/A301

Sheet: _____ of: _____

A1 — Roof Plan
1/8" = 1'-0"

6/22/2021 9:33:54 AM
C:\Users\andrewc\Documents\1725_Addams_ES_Kindergarten_Building M_BIDDING_andrewc@dardenarchitects.com.rvt

AD3-AX10

NOTE:
SEE PARTIAL FRAMING PLAN **A1 / B/S201** FOR ADD'L INFO. NOT SHOWN

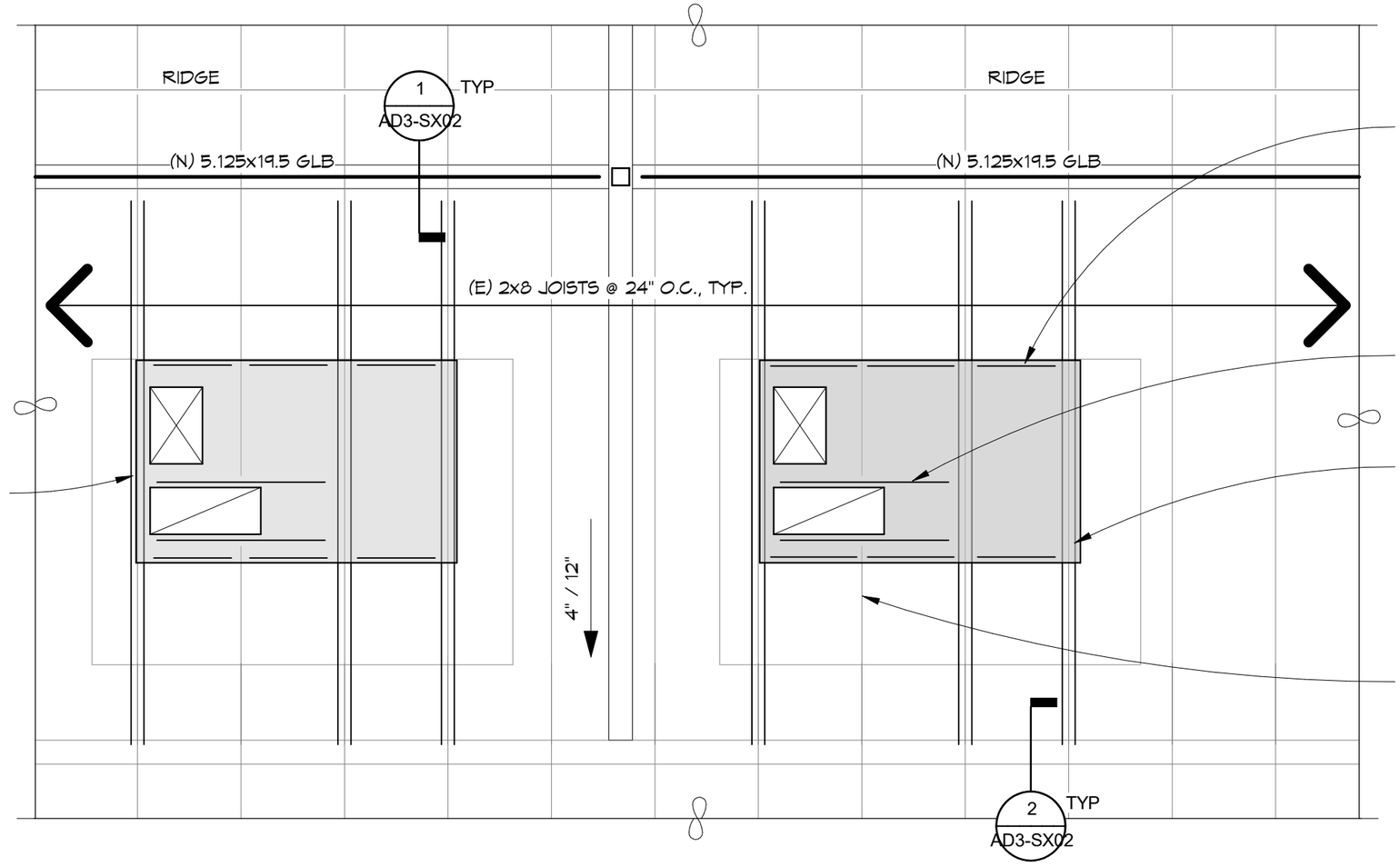

(N) 4x6 BLKG. AT UNIT PERIMETER W/ SIMPSON HU46 HANGER AT ONE END AND SIMPSON HUC46 HANGER AT OPPOSITE END, TYP.

(N) 4x8 BLKG. W/ SIMPSON HU48 EA. END EA. SIDE OF OPENING, TYP.

(N) 2x8 @ EA. SIDE OF (E) JOIST @ (N) MECH'L UNIT, TYP. FIELD VERIFY NUMBER OF (E) JOISTS TO BE SUPPLEMENTED WITH SUPPLIED MECH'L UNIT. SEE TYPICAL **MULTI-MEMBER CONNECTION DETAIL** (3-PLY CONDITION) FOR ADD'L INFORMATION

(N) HC-4, WT=750# MAX, TYP. (2) LOCS. ANCHOR UNIT TO (N) 4x6 PERIMETER BLOCKING W/ 1/2"Φ THRU-BOLTS AT 24" O.C. MAX. WHERE UNIT EDGE ALIGNS W/ (E) ROOF JOISTS, PROVIDE 1/2"Φ LAG SCREWS @ 24" O.C. W/ 3 1/2" MIN. PENETRATION IN (E) JOIST. CENTER LAG SCREW IN (E) JOIST.

(E) 2x8 JOIST TO BE CUT AT (N) DUCT PENETRATION. RE-ATTACH EA. CUT JOIST TO (N) 4x8 BLOCKING W/ SIMPSON HU28 HANGER, TYP.

NOTE:
ONLY A SINGLE (E) JOIST MAY BE CUT FOR (N) DUCT PENETRATIONS AT EACH NEW UNIT. ADJUST UNIT LOCATION AS REQUIRED TO AVOID CUTTING ADDITIONAL JOISTS AND NOTIFY SEOR FOR FURTHER INSTRUCTION IF ADDITIONAL JOISTS MUST BE CUT. SEE TYPICAL **MECHANICAL UNIT ATTACHMENT** FOR ADDITIONAL ANCHORAGE INFORMATION NOT SHOWN, SIMILAR.

LICENSED ARCHITECT
ANTONIO J. AVILA
No. C26235
Ren. 10-31-21
STATE OF CALIFORNIA

REGISTERED PROFESSIONAL ENGINEER
GAYLORD R. RANSOM
NO.S2386
EXPIRES 3-31-22
STRUCTURAL
STATE OF CALIFORNIA

Partial Roof Framing Plan (Building B)

Addams Elementary School Building Additions and Modernization

Fresno Unified School District
2117 W McKinley Ave, Fresno, CA 93728

darden architects
ARCHITECTURE · PLANNING · INTERIORS
Edwin S. Darden Jr. AIA · Martin E. Dietz AIA CCS · Edwin C. Goodwin AIA
Robert L. Petithomme AIA · Grant E. Dodson AIA · DeDe Darnell ASID
Antonio J. Avila AIA · Michael K. Fennacy AIA · Michael J. Nelson
Sean P. Mendoza AIA · Leslie A. Rau IIDA · Martin A. Ilic
Gerardo Padron · Mathew R. Heiss AIA · Andrew A. Corral AIA
6790 N. West Avenue · Fresno, California 93711 · 559 448-8051 · Fax 559 446-1765

Project Number:	1725
Scale:	3/8" = 1'-0"
Copyright	Darden Architects

AD3-SX01

6/21/2021 4:40:52 PM
O:\2018\18343 Addams ES\Revit\18343.02 - Addams Bldg B & L- Admin Building Redesign (R16).rvt

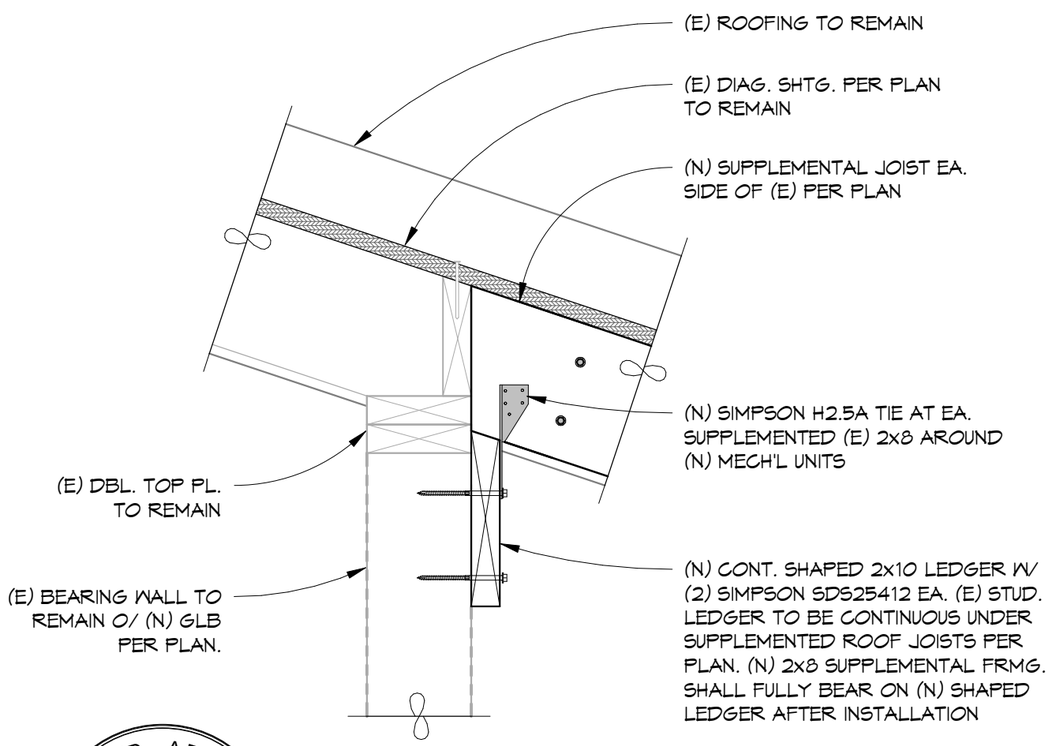

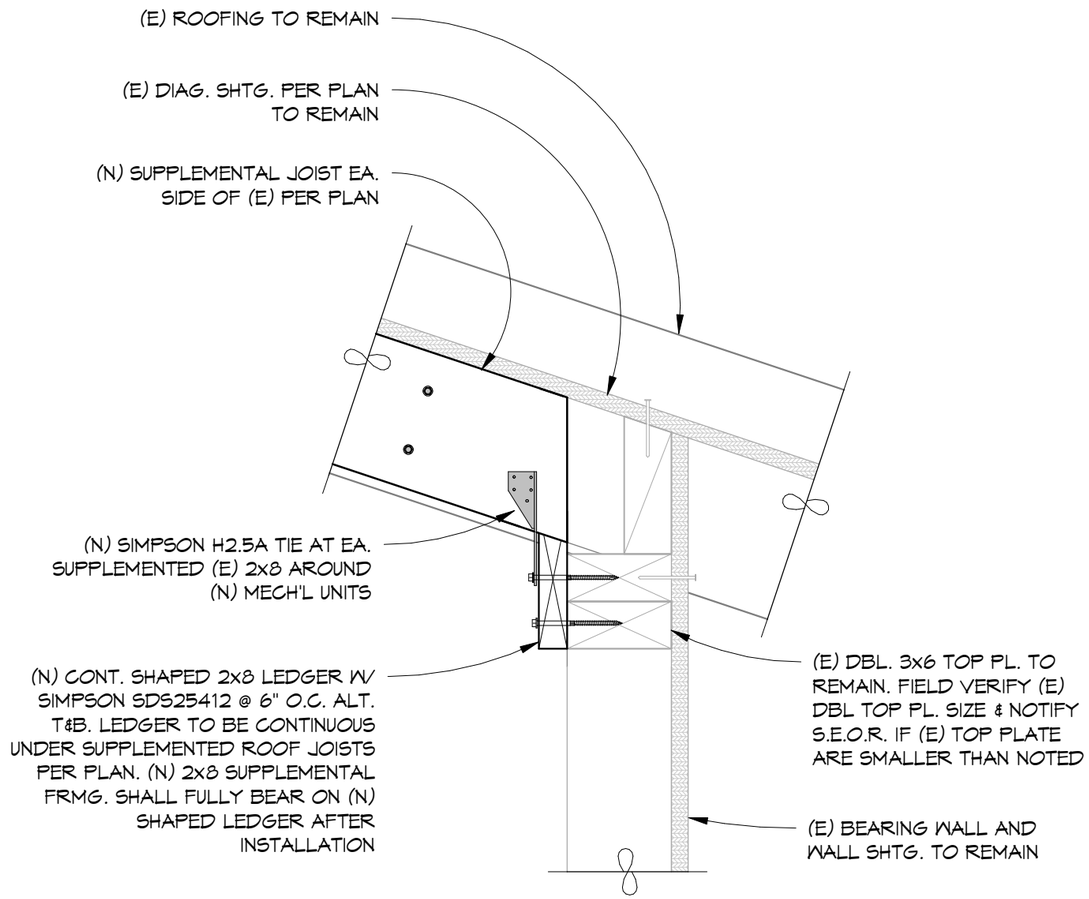

LICENSED ARCHITECT ANTONIO J. AVILA No. C26235 Ren. 10-31-21 STATE OF CALIFORNIA

REGISTERED PROFESSIONAL ENGINEER GAYLORD R. RANSOM NO.S2386 EXPIRES 3-31-22 CIVIL STATE OF CALIFORNIA

1	DETAIL	2	DETAIL
AD3-SX01 AD3-SX02	1 1/2" = 1'-0"	AD3-SX01 AD3-SX02	1 1/2" = 1'-0"

Details

Addams Elementary School Building Additions and Modernization

Fresno Unified School District
2117 W McKinley Ave, Fresno, CA 93728

darden architects
ARCHITECTURE · PLANNING · INTERIORS
Edwin S. Darden Jr. AIA · Martin E. Dietz AIA CCS · Edwin C. Goodwin AIA
Robert L. Petithomme AIA · Grant E. Dodson AIA · DeDe Darnell ASID
Antonio J. Avila AIA · Michael K. Fennacy AIA · Michael J. Nelson
Sean P. Mendoza AIA · Leslie A. Rau IIDA · Martin A. Ilic
Gerardo Padron · Mathew R. Heiss AIA · Andrew A. Corral AIA
6790 N. West Avenue · Fresno, California 93711 · 559 448-8051 · Fax 559 446-1765

Project Number:	1725
Scale:	1 1/2" = 1'-0"
Copyright	Darden Architects

AD3-SX02

6/21/2021 4:40:52 PM
O:\2018\18343 Addams ES\Revit\18343.02 - Addams Bldg B & L- Admin Building Redesign (R16).rvt

PACKAGE AIR CONDITIONING UNIT SCHEDULE					
DESIGNATION		HC 2A - HC 2E	HC 3A - HC 3B	HC 4A - HC 4B	HC 5
NAMEPLATE AMPS		-	-	-	-
MCA		12	10	26	11
MAX FUSE SIZE		15	15	30	15
VOLTS/PHASE		460/3	460/3	208/3	460/3
EER/SEER AT ARI		-/16.0	-/16.0	-/16.0	-/16.0
BLOWER	CFM	2000	1200	1600	1600
	DUCT SP (IN WC)	1.0	1.0	1.0	1.0
	MIN. OSA (CFM)	4	200/225	450	450
	HP/SPEED	1.1/-/1.04	.70/-/.58	1.1/-/.84	1.1/-/.84
	DRIVE	DIRECT	DIRECT	DIRECT	DIRECT
		-	-	-	-
COOLING	SENSIBLE (MBH)	47.6	31.2	35.8	35.8
	TOTAL (MBH)	50.6	39.5	41.4	41.4
	EADB/EAWB (F)^{o} (^{o}F)	80/64	80/64	80/64	80/64
	AMBIENT (F)^{o}	105	105	105	105
	REFRIGERANT	R-410A	R-410A	R-410A	R-410A
HEATING	INPUT (MBH)	50.0	50.0	50.0	50.0
	OUTPUT (MBH)	40.0	40.0	40.0	40.0
	FUEL	NATURAL GAS	NATURAL GAS	NATURAL GAS	NATURAL GAS
FILTERS	QUANTITY/SIZE	4/16x16x2	4/16x16x2	4/16x16x2	4/16x16x2
	TYPE	AP 13	AP 13	AP 13	AP 13
	PD (IN WC)	0.2	0.2	0.2	0.2
	EFFICIENCY (MERV)	13	13	13	13
MANUFACTURER		CARRIER	CARRIER	CARRIER	CARRIER
TYPE		GAS/ELECTRIC	GAS/ELECTRIC	GAS/ELECTRIC	GAS/ELECTRIC
MODEL NUMBER		48GCDM06	48GCDM05	48GCDM05	48GCDM05
SERVICE		BLDG. M	BLDG. L	BLDG. B	BLDG. L
OPER. WT. (LBS)		800	900	800	800
ACCESSORIES		1 3 4	1 4 5	4	1 4

1. FACTORY MODULATING ECONOMIZER.
2. OMIT MARK I.
3. HC-2A&2D=700 CFM MIN. OSA; HC-2B,2C&2E=600 CFM MIN. OSA.
4. REFER TO DETAIL K/X/M102, FOR EMS CONTROL OF HC UNIT.
5. PROVIDE MODULATING EXHAUST FAN FOR UNIT HC-3A.(OPERT. WT.=900LBS)

LICENSED ARCHITECT
ANTONIO J. AVILA
No. C26235
Ren. 10-31-21
STATE OF CALIFORNIA

REGISTERED PROFESSIONAL ENGINEER
RYAN W. CARLSON
M34846
Exp. 6-30-22
MECHANICAL
STATE OF CALIFORNIA

LAWRENCE ENGINEERING GROUP
7084 N. Maple Ave., Suite 101
(559) 431-0101
18091
Fresno, CA 93720
FAX (559) 431-1362

DSA File No: 10-H8
DSA Appl No: 02-117220

PACKAGED A/C UNIT SCHEDULE

Addams Elementary School Building Additions and Modernization
Fresno Unified School District

darden architects
ARCHITECTURE · PLANNING · INTERIORS
Robert L. Petithomme AIA · Antonio J. Avila AIA · DeDe Darnell ASID
Grant E. Dodson AIA · Michael K. Fennacy AIA · Andrew A. Corral AIA
Gerardo Padron · Leslie A. Rau IIDA · Martin A. Ilic · Mathew R. Heiss AIA
Michael J. Nelson · Sean P. Mendoza AIA · William Brandle AIA
6790 N. West Avenue · Fresno, California 93711 · 559 448-8051 · Fax 559 446-1765

Designed By:	L.B.	Project Number:	1725
Drawn By:	A.M.	Scale:	NONE
Checked By:	L.B.		
Reviewed By:	R.C.		
Date:	06/17/21		

Copyright 2021 Darden Architects

AD3-MX01

6/16/2021 9:36:38 AM
C:\Users\andrewc\Documents\1725_Addams_ES_Building B_and_Site_BIDDING_V18_andrewc@dardenarchitects.com.rvt

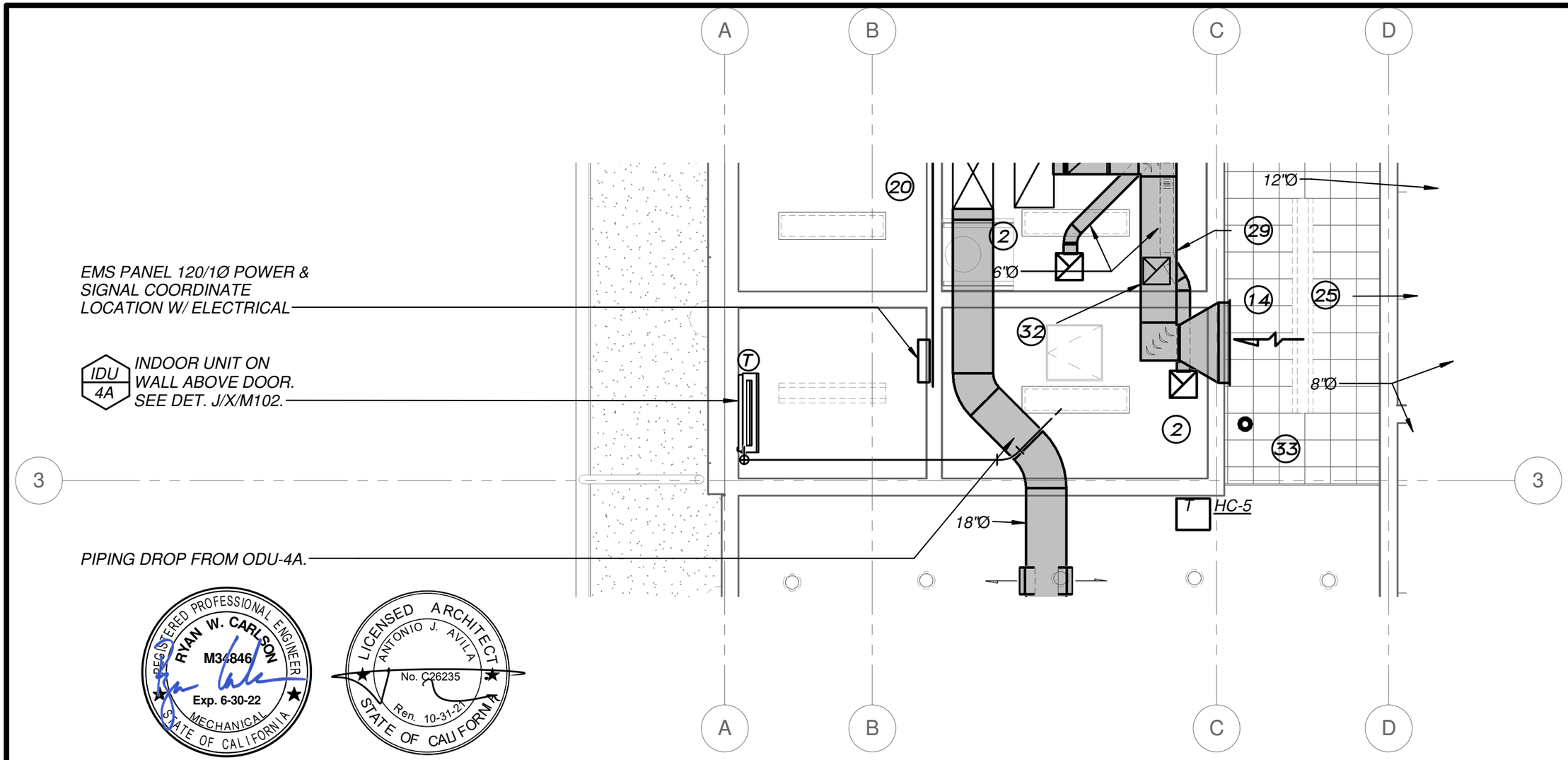

REGISTERED PROFESSIONAL ENGINEER
RYAN W. CARLSON
M34846
Exp. 6-30-22
MECHANICAL
STATE OF CALIFORNIA

LICENSED ARCHITECT
ANTONIO J. AVILA
No. C26235
Ren. 10-31-21
STATE OF CALIFORNIA

1 Partial HVAC Plan - Building L
1/4" = 1'-0"

LAWRENCE
ENGINEERING GROUP
7084 N. Maple Ave., Suite 101
(559) 431-0101
18091
Fresno, CA 93720
FAX (559) 431-1362

DSA File No: 10-48
DSA Appl No: 02-117220

Unit Addition at Admin. Bldg.
Addams Elementary School Building
Additions and Modernization
Fresno Unified School District
2117 W McKinley Ave,
Fresno, CA 93728

darden architects
ARCHITECTURE • PLANNING • INTERIORS
Edwin S. Darden FAIA • Edwin S. Darden Jr. AIA • Martin E. Dietz AIA CCS
Edwin C. Goodwin AIA • Grant E. Dodson AIA • DeDe Darnell ASID
Robert L. Petithomme AIA • Sean P. Mendoza AIA • Michael K. Fennacy AIA
Antonio J. Avila AIA • Michael J. Nelson
6790 N. West Avenue • Fresno, California 93711 • 559 448-8051 • Fax 559 446-1765

Designed By:	LB	Project Number:	1725
Drawn By:	KM	Scale:	1/4" = 1'-0"
Checked By:	LB		
Reviewed By:	RC		
Date:	06/22/2021		

Copyright 2018 Darden Architects

AD3-MX02

6/18/2021 11:26:03 AM
P:\2018\18091 FUSD Addams ES New Bldgs\4-Drawings\7 Revit\M\M_1725_Addams_Admin_Rev16.rvt

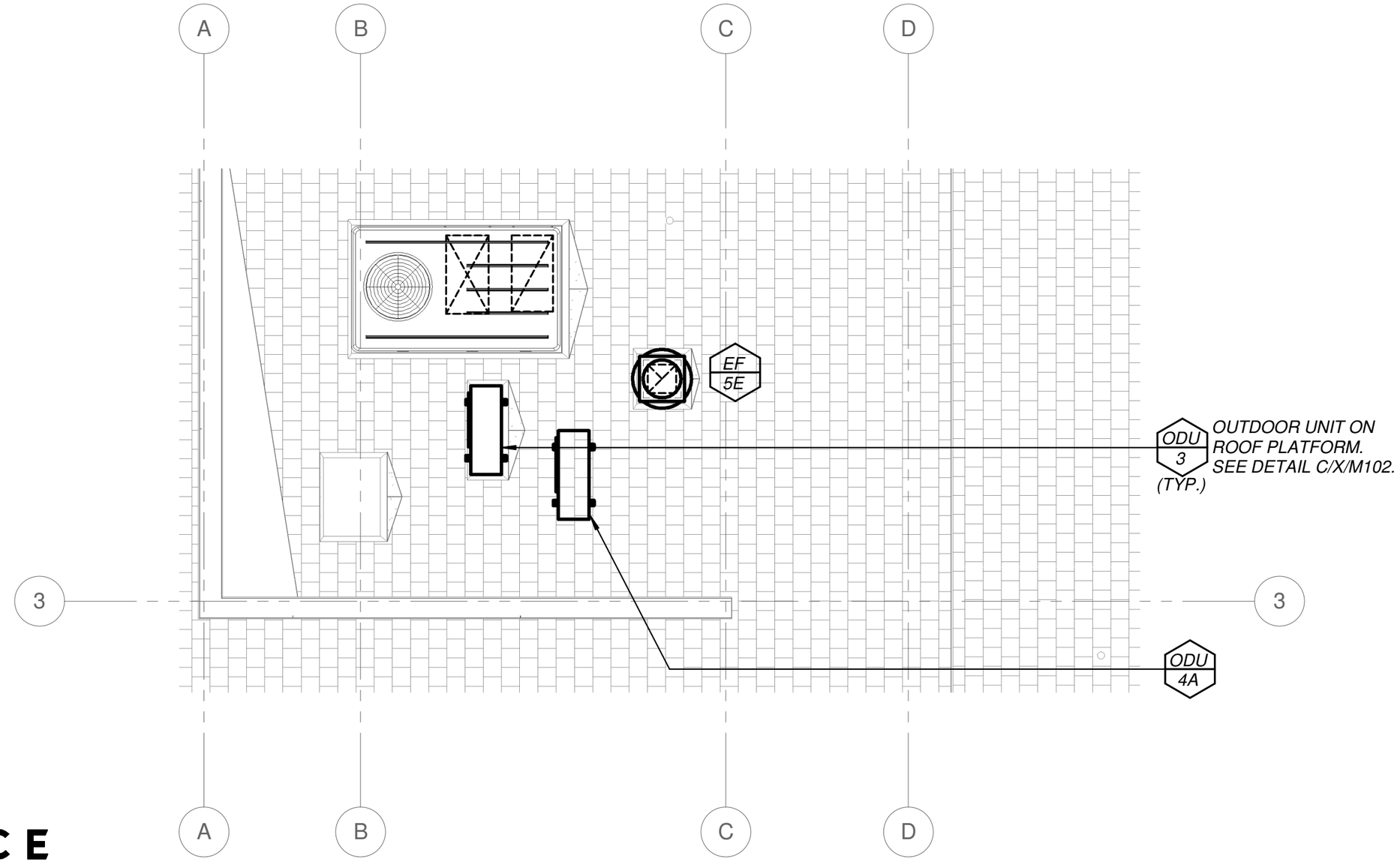

1 Partial HVAC Roof Plan - Building L
1/4" = 1'-0"

LICENSED ARCHITECT
ANTONIO J. AVILA
No. C26235
Ren. 10-31-21
STATE OF CALIFORNIA

REGISTERED PROFESSIONAL ENGINEER
RYAN W. CARLSON
M34846
Exp. 6-30-22
MECHANICAL
STATE OF CALIFORNIA

LAWRENCE
ENGINEERING GROUP
7084 N. Maple Ave., Suite 101
(559) 431-0101
18091
Fresno, CA 93720
FAX (559) 431-1362

DSA File No: 10-48
DSA Appl No: 02-117220

Unit Addition at Admin. Bldg.
Addams Elementary School Building
Additions and Modernization
Fresno Unified School District
2117 W McKinley Ave,
Fresno, CA 93728

darden architects
ARCHITECTURE · PLANNING · INTERIORS
Edwin S. Darden FAIA · Edwin S. Darden Jr. AIA · Martin E. Dietz AIA CCS
Edwin C. Goodwin AIA · Grant E. Dodson AIA · DeDe Darnell ASID
Robert L. Petithomme AIA · Sean P. Mendoza AIA · Michael K. Fennacy AIA
Antonio J. Avila AIA · Michael J. Nelson
6790 N. West Avenue · Fresno, California 93711 · 559 448-8051 · Fax 559 446-1765

Designed By Designer	Project Number: 1725
Drawn By: Author	Scale: 1/4" = 1'-0"
Checked By: Checker	Copyright 2018 Darden Architects
Reviewed By Approver	AD3-MX03
Date: 06/22/2021	

6/18/2021 11:23:01 AM
P:\2018\18091 FUSD Addams ES New Bldgs\4-Drawings\7 Revit\MM_1725_Addams_Admin_Rev16.rvt

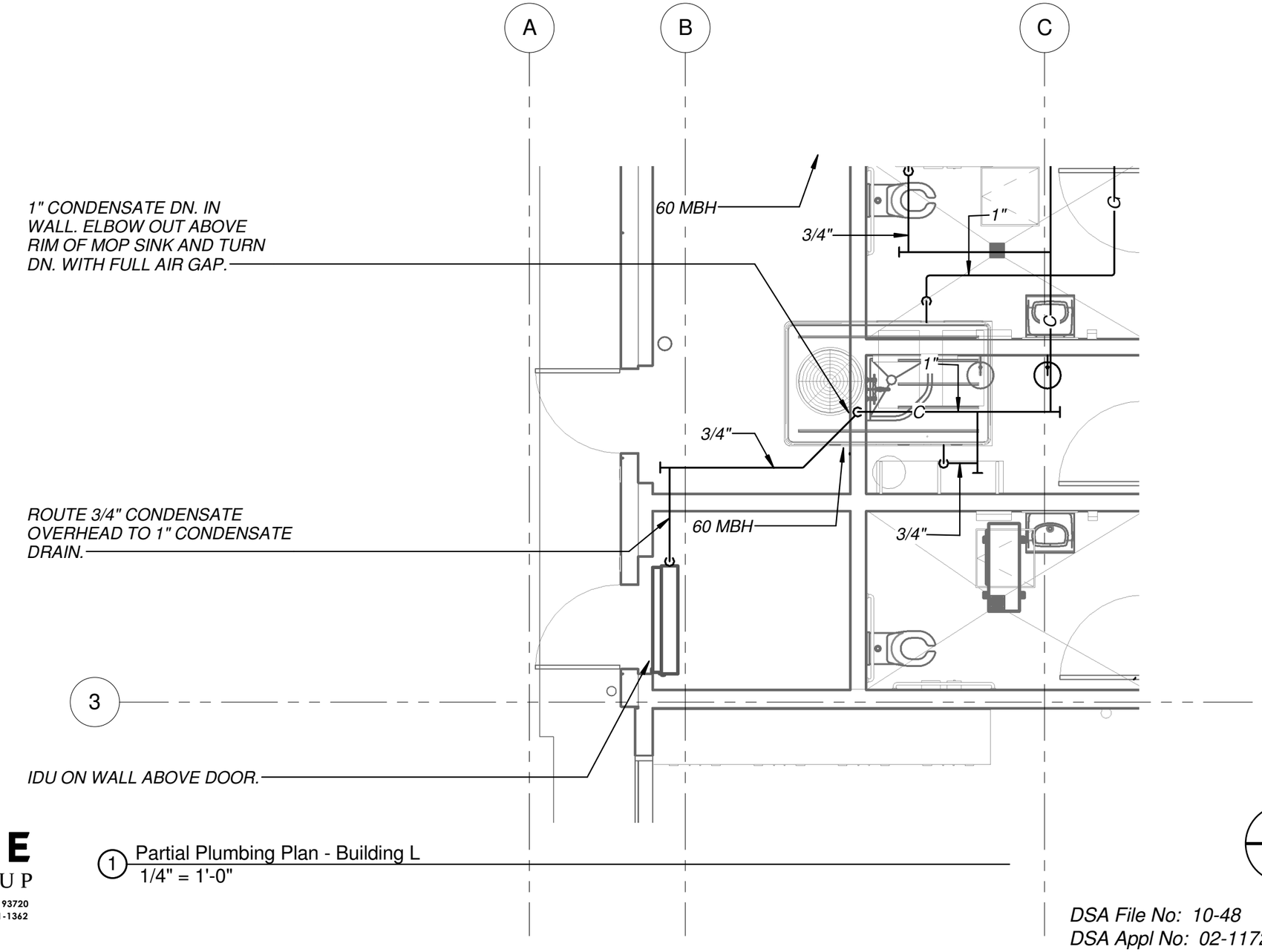

1 Partial Plumbing Plan - Building L
1/4" = 1'-0"

LICENSED ARCHITECT
ANTONIO J. AVILA
No. C26235
Ren. 10-31-21
STATE OF CALIFORNIA

REGISTERED PROFESSIONAL ENGINEER
RYAN W. CARLSON
M34846
Exp. 6-30-22
MECHANICAL
STATE OF CALIFORNIA

LAWRENCE ENGINEERING GROUP
7084 N. Maple Ave., Suite 101 Fresno, CA 93720
(559) 431-0101 18091 FAX (559) 431-1362

DSA File No: 10-48
DSA Appl No: 02-117220

Building L - Administration
Addams Elementary School Building
Additions and Modernization
Fresno Unified School District
2117 W McKinley Ave,
Fresno, CA 93728

darden architects
ARCHITECTURE · PLANNING · INTERIORS
Edwin S. Darden FAIA · Edwin S. Darden Jr. AIA · Martin E. Dietz AIA CCS
Edwin C. Goodwin AIA · Grant E. Dodson AIA · DeDe Darnell ASID
Robert L. Petithomme AIA · Sean P. Mendoza AIA · Michael K. Fennacy AIA
Antonio J. Avila AIA · Michael J. Nelson
6790 N. West Avenue · Fresno, California 93711 · 559 448-8051 · Fax 559 446-1765

Designed By:	PX	Project Number:	1725
Drawn By:	KM	Scale:	1/4" = 1'-0"
Checked By:	LB	Copyright 2018 Darden Architects	
Reviewed By:	RC	AD3-PX01	
Date: 06/22/2021			

6/22/2021 9:29:08 AM
C:\Users\davids\Documents\P_1725_Addams_Admin_Rev16_davids@legfresno.com.rvt

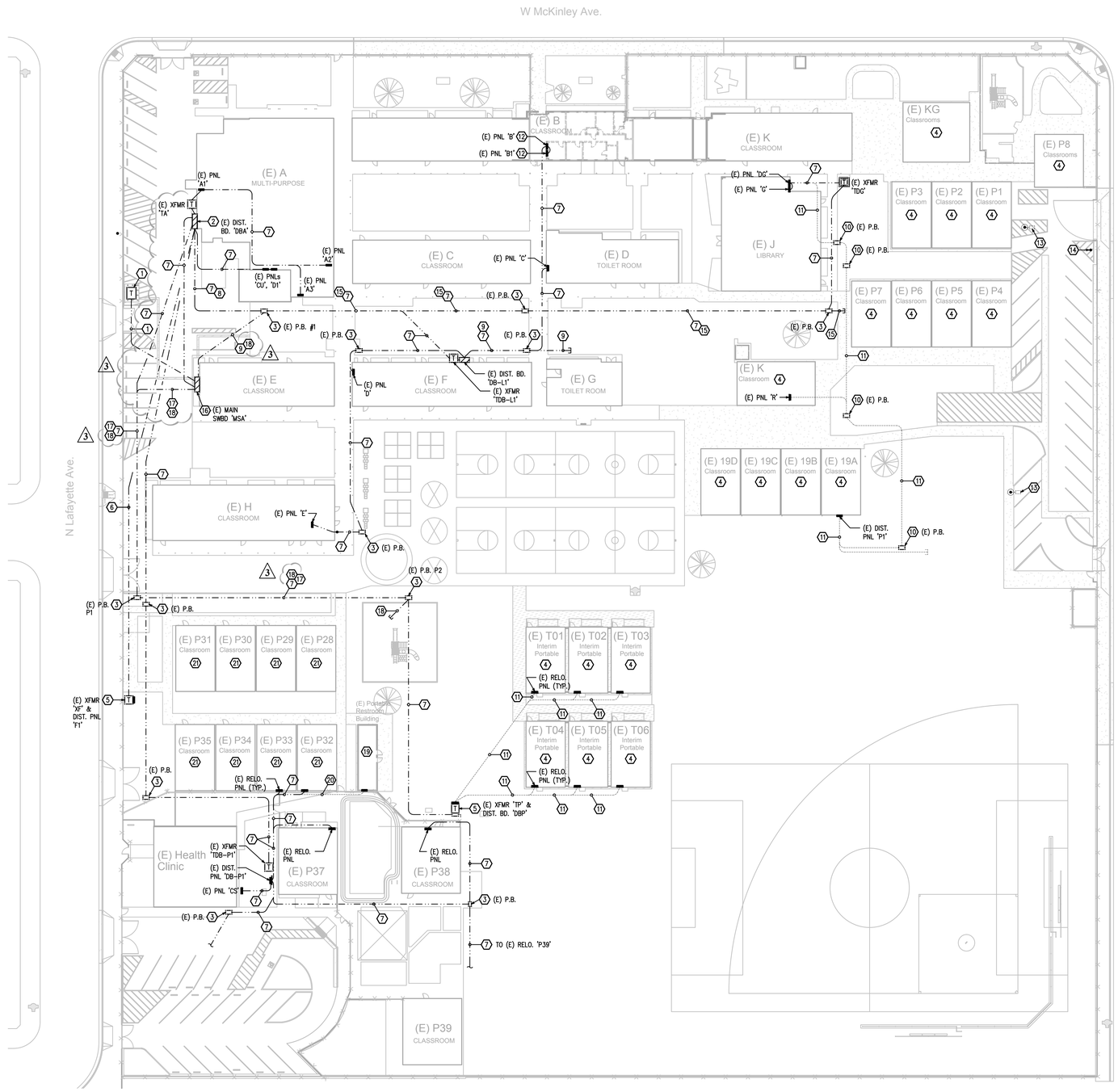

DSA File No.:

DSA Application No.:
02-117220

Agency Approval

DRAWING KEY NOTES

1. EXISTING UTILITY TRANDFORMER, PAD, AND SECONDARY FEEDERS PER PG&E SPECS.
2. EXISTING DISTRIBUTION BOARD 'DBA'. SEE POWER SINGLE LINE DIAGRAM A1/X/E105.
3. EXISTING POWER PULLBOX.
4. DISCONNECT EXISTING RELO BUILDING. REMOVE EXISTING SITE WIRING TO SOURCE. SAVE EXISTING PHONES, CLOCKS, DATA CABINETS, ELECTRONICS, EMS MODULES, THERMOSTATS, CONTROL BOXES, ETC., AND RETURN TO OWNER.
5. EXISTING TRANSFORMER AND PANEL TO REMAIN.
6. EXISTING PRIMARY CONDUIT AND FEEDER TO REMAIN.
7. EXISTING POWER FEEDERS.
8. EXISTING (2) 4"C. SPARE AND 2 1/2"C. SPARE.
9. EXISTING (2) 2 1/2"C. SPARE.
10. REMOVE EXISTING POWER PULLBOX.
11. REMOVE EXISTING POWER CONDUITS AND FEEDERS.
12. EXISTING PANELBOARD TO BE RELOCATED AND REPLACE WITH NEW. SEE SHEET B/E101 AND POWER SINGLE LINE DIAGRAM.
13. REMOVE EXISTING POLE LIGHT. REMOVE EXISTING CONDUIT AND WIRING TO LAST POINT IN CIRCUIT. REROUTE AND RECONNECT ANY FEED THROUGH CONDUIT AND WIRING.
14. REMOVE EXISTING ELECTRICAL SERVICE AND PHONE SERVICE.
15. EXISTING (2) 4"C. SPARE AND (2) 2 1/2"C. SPARE.
16. EXISTING MAIN SWITCHBOARD 'MSA'. SEE POWER SINGLE LINE DIAGRAM A1/X/E105.
17. EXISTING (2) 4"C. SPARE.
18. EXISTING 4"C. SPARE.
19. EXISTING RELO BUILDING IS GOING TO BE RELOCATED. DISCONNECT AND REMOVE EXISTING SITE WIRING TO SOURCE.
20. REMOVE EXISTING POWER FEEDER TO EXISTING RELO RESTROOM BUILDING.
21. DISCONNECT AND REMOVE EXISTING SMARTBOARD EQUIPMENT. RETURN EQUIPMENT TO THE SCHOOL DISTRICT.

General Notes

Hardin-Davidson Engineering
356 Pollasky Ave., Suite 200, Clovis, CA 93612
559.323.4995 tel • 559.323.4928 fax
www.hardin-davidson.com

REGISTERED PROFESSIONAL ENGINEER C. SCOTT DAVIDSON E17850 ELECTRICAL STATE OF CALIFORNIA

Consultant

Addams Elementary School New Building and Modernization
Fresno Unified School District
4774 East Yale Avenue Fresno, CA

Project

Site Development
DEMOLITION SITE ELECTRICAL PLAN

Drawing

darden architects
ARCHITECTURE
PLANNING
INTERIORS
www.dardenarchitects.com
6790 N. West Ave. • Fresno, CA 93711 • T. 559.448.8051

LICENSED ARCHITECT ANTONIO J. AVILA No. C28235 Exp. 10-31-21 STATE OF CALIFORNIA

Architect

No.	Revision/Submission	Date
3	Addendum No. 3	6/22/2021

Revision

Designed By: SD
Drawn By: EN
Checked By: SD
Reviewed By: SD

Copyright 2018 Darden Architects

Scale: As indicated
Project Number: 1725
Date: 04/03/2019

SD/E101

Sheet: _____ of: _____

A1
1" = 30'-0"

DEMOLITION SITE ELECTRICAL PLAN

AD3-EX01

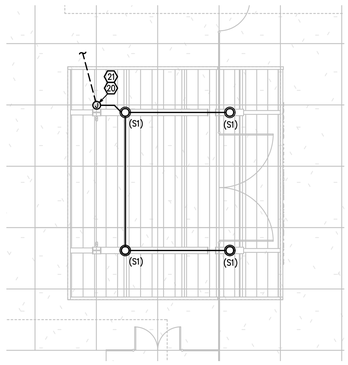

M1	ENLARGED CANOPY LIGHTING PLAN
1/8" = 1'-0"	

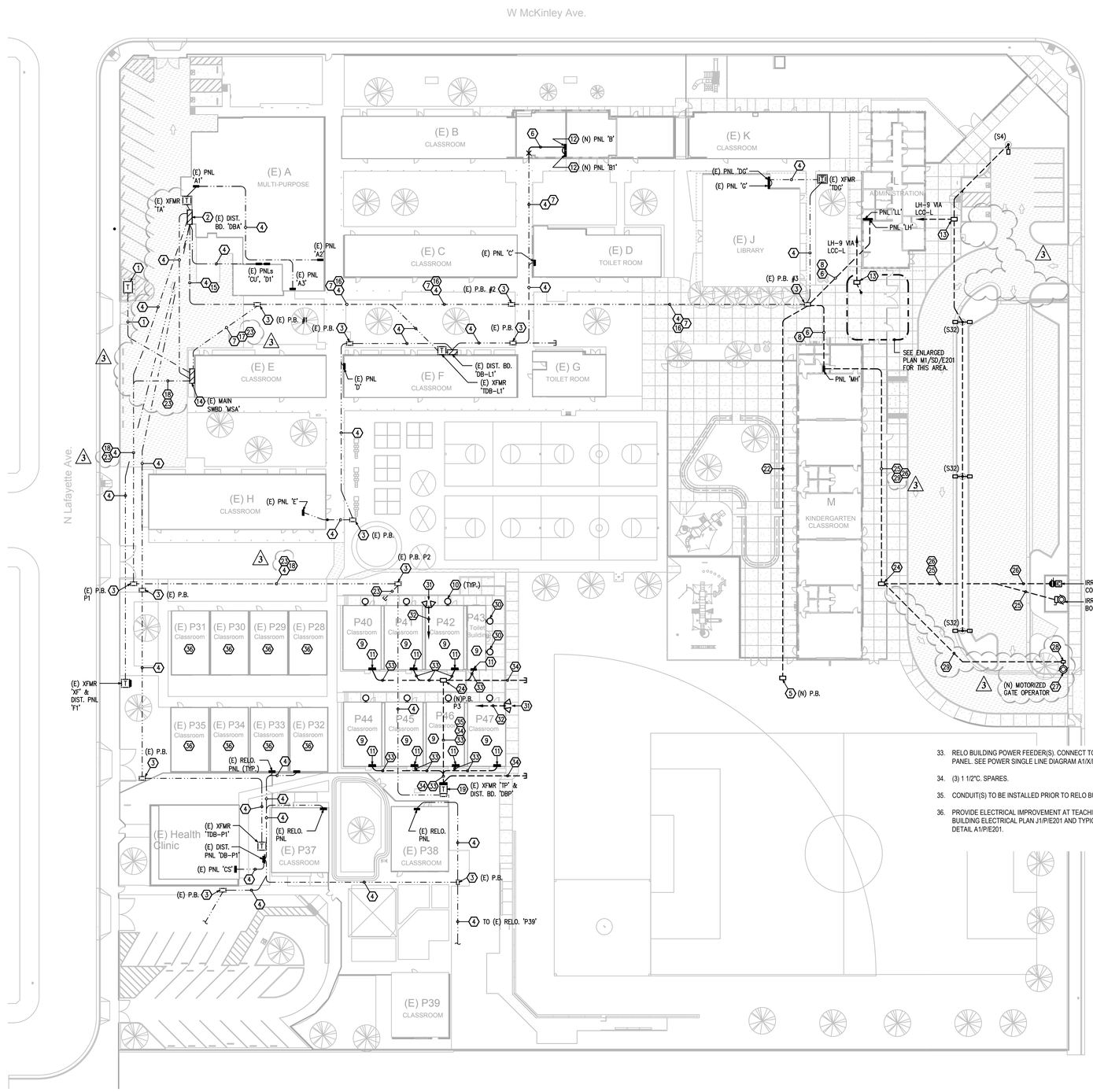

A1	SITE ELECTRICAL PLAN
1" = 30'-0"	

DSA File No.:

DSA Application No.:
02-117220

Agency Approval

DRAWING KEY NOTES

1. EXISTING UTILITY TRANSFORMER, PAD, AND SECONDARY FEEDERS PER PG&E SPECS.
2. EXISTING DISTRIBUTION BOARD 'DBA'. SEE POWER SINGLE LINE DIAGRAM A1/X/E105.
3. EXISTING POWER PULLBOX.
4. EXISTING POWER FEEDER(S).
5. B3042 POWER PULLBOX WITH TRAFFIC COVER.
6. NEW POWER FEEDER PER POWER SINGLE LINE DIAGRAM A1/X/E105.
7. PULL NEW CONDUCTORS THROUGH EXISTING POWER CONDUIT. SEE POWER SINGLE LINE DIAGRAM A1/X/E105.
8. INTERCEPT AND EXTEND EXISTING SPARE POWER CONDUIT.
9. ASSEMBLE RELO BUILDING. RECONNECT POWER AND LIGHTING SYSTEMS SEPARATED PRIOR TO TRANSPORT. PROVIDE INTERIOR ELECTRICAL IMPROVEMENTS PER SHEET P/E201. PROVIDE FIRE ALARM SYSTEM PER FIRE ALARM PLANS.
10. BUILDING EXTERIOR LIGHT PER-INSTALLED BY BUILDING MANUFACTURER.
11. CONNECT RELO. BUILDING POWER PANEL. GROUND PANEL AND BUILDING PER DETAIL A1/X/E103, F1/X/E103, N1/X/E103.
12. RELOCATED NEW PANELBOARD AT EXISTING EXTERIOR WALL. SEE POWER SINGLE LINE DIAGRAM A1/X/E105.
13. B1017 LIGHTING PULLBOX WITH TRAFFIC COVER.
14. EXISTING MAIN SWITCHBOARD 'MSA'. SEE POWER SINGLE LINE DIAGRAM A1/X/E105.
15. EXISTING (2) 4"C. SPARE AND 2 1/2"C. SPARE.
16. EXISTING (2) 4"C. SPARE AND (2) 2 1/2"C. SPARE.
17. EXISTING (2) 2 1/2"C. SPARE.
18. EXISTING (2) 4"C. SPARE.
19. EXISTING PAD MOUNTED TRANSFORMER 'TP' AND DISTRIBUTION BOARD 'DBP'. SEE POWER SINGLE LINE DIAGRAM A1/X/E105.
20. WEATHERPROOF J-BOX FOR CANOPY LIGHTING CONNECTION AT +10'-0".
21. RISE AT COLUMN AND RUN SURFACE TO EACH LIGHT WITH GALVANIZED RIGID STEEL CONDUIT AND COMPRESSION FITTINGS.
22. (2) 4"C. SPARE.
23. EXISTING 4"C. SPARE.
24. B1017 POWER PULLBOX WITH TRAFFIC COVER.
25. 1"C. 3#8, 1#10G. TO PANEL 'MH' CIRCUIT MH-37/39/41.
26. 3/4"C. 2#10, 1#10G. TO PANEL 'ML' CIRCUIT ML-38.
27. GATE OPERATOR: CONNECT 120V POWER TO CONTROLLER. SAW-CUT ASPHALT AND INSTALL INDUCTION LOOP WIRING FOR EXIT LOOP, INSIDE REVERSE LOOP, AND OUTSIDE REVERSE LOOP, AND CONNECT TO CONTROLLER. LOOP LAYOUT AND SPACING SHALL BE AS PER MANUFACTURER RECOMMENDATIONS; SUBMIT LAYOUT TO ENGINEER FOR REVIEW AND APPROVAL. PROVIDE ALL REQUIRED HARDWARE TO CONNECT TO SLIDE GATE.
28. N9 PULLBOX.
29. 1"C. 2#10, 1#10G. TO PANEL 'ML' CIRCUIT ML-36. 3
30. REPLACE EXISTING EXTERIOR LIGHT WITH NEW. SEE RELO BUILDING LIGHTING PLAN A14/P/E201.
31. (2) COOPER LIGHTING #XTOR4B-W-*-XTORFLD-KNC-XTORFLD-TRN WITH MAST ARM KIT AND CROSS-BAR AT ROOF (* MATCH COLOR OF EXISTING SITE POLES). CONNECT TO CIRCUIT SPECIFIED IN KEYNOTE 32.
32. 1"C. 2#10, 1#10G. HOMERUN TO RELO BUILDING 'P43' PANEL. PROVIDE 20A 1-POLE CIRCUIT BREAKER. 30A LIGHTING CONTRACTOR, AND EMS CONTROLLER AT BUILDING INTERIOR. SEE DETAIL G18/X/E102.
33. RELO BUILDING POWER FEEDER(S). CONNECT TO EACH RELO BUILDING POWER PANEL. SEE POWER SINGLE LINE DIAGRAM A1/X/E105.
34. (3) 1 1/2"C. SPARES.
35. CONDUIT(S) TO BE INSTALLED PRIOR TO RELO BUILDING PLACEMENT.
36. PROVIDE ELECTRICAL IMPROVEMENT AT TEACHING WALL PER MODULAR BUILDING ELECTRICAL PLAN J1/P/E201 AND TYPICAL TEACHING WALL ELEVATION DETAIL A1/P/E201.

General Notes

Hardin-Davidson Engineering
356 Pollasky Ave., Suite 200, Clovis, CA 93612
559.323.4995 tel • 559.323.4928 fax
www.hardin-davidson.com

REGISTERED PROFESSIONAL ENGINEER C. SCOTT DAVIDSON E17850 ELECTRICAL STATE OF CALIFORNIA

Consultant

Addams Elementary School New Building and Modernization
Fresno Unified School District
4774 East Yale Avenue Fresno, CA

Project

Site Development
SITE ELECTRICAL PLAN

Drawing

darden architects
6790 N. West Ave. • Fresno, CA 93711 • T. 559.448.8051
ARCHITECTURE PLANNING INTERIORS
www.dardenarchitects.com

LICENSED ARCHITECT ANTONIO J. NUTE No. C-26235 Exp. 10-31-21 STATE OF CALIFORNIA

Architect

No.	Revision/Submission	Date
3	Addendum No. 3	6/22/2021

Revision

		Designed By: SD	Copyright 2018 Darden Architects
Scale:	As indicated	Drawn By: EN	SD/E201
Project Number:	1725	Checked By: SD	Sheet: _____ of: _____
Date:	04/03/2019	Reviewed By: SD	

AD3-EX02

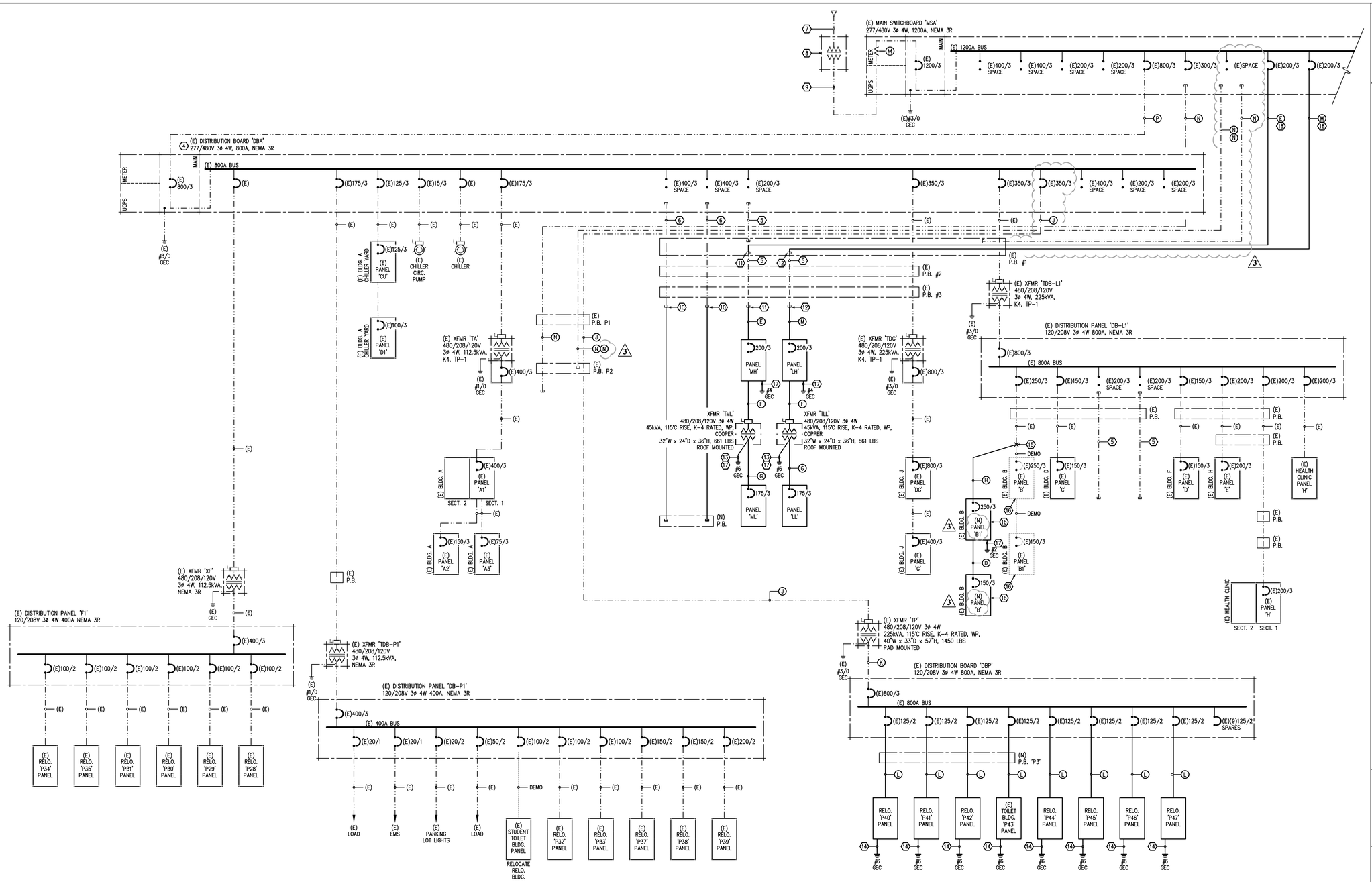

VOLTAGE DROP CALCULATIONS

No.	Feeder Origin	Feeder Destination	Potential at Origin (P_i) (Volts)	System	Design Current (Amps)	Raceway Type	Sets of Cond.	Conductor Trade Size	Conductor Cross-Sectional Area (CM)	Conductor Material	DC Conductor Material Constant (K)	Q	Distance (ft)	Voltage Drop (VD) (Volts)	Potential at Load (P_f) (Volts)	Percent Voltage Drop (%VD)
1	Swbd MSA	Dist Bd DBA	480	AC 3-Phase	480	PVC	2	500 kCMIL	1000000	CU	12.9	1.0465	120	1.35	478.65	0.28
2	Swbd MSA	Panel LH	480	AC 3-Phase	120	PVC	1	3/0	167800	CU	12.9	1.0052	530	8.51	471.49	1.77
3	Panel LH	Xfmr TLL	480	AC 3-Phase	54	Steel	1	4	41740	CU	12.9	1.0000	25	0.72	479.28	0.15
4	Xfmr TLL	Panel LL	208	AC 3-Phase	125	Steel	1	1/0	105600	CU	12.9	1.0000	25	0.66	207.34	0.32
5	Swbd MSA	Panel MH	480	AC 3-Phase	160	PVC	1	4/0	211600	CU	12.9	1.0197	490	8.44	471.56	1.76
6	Panel MH	Xfmr TML	480	AC 3-Phase	54	Steel	1	4	41740	CU	12.9	1.0000	25	0.72	479.28	0.15
7	Xfmr TML	Panel ML	208	AC 3-Phase	125	Steel	1	1/0	105600	CU	12.9	1.0000	25	0.66	207.34	0.32
8	Swbd MSA	Panel NH	480	AC 3-Phase	240	PVC	1	300 kCMIL	300000	CU	12.9	1.0256	390	7.15	472.85	1.49
~~9~~	~~Panel NH~~	~~Xfmr TNL~~	~~480~~	~~AC 3-Phase~~	~~90~~	~~Steel~~	~~1~~	~~2~~	~~66360~~	~~CU~~	~~12.9~~	~~1.0080~~	~~25~~	~~0.76~~	~~479.24~~	~~0.16~~
~~10~~	~~Xfmr TNL~~	~~Panel NL1~~	~~208~~	~~AC 3-Phase~~	~~208~~	~~Steel~~	~~1~~	~~300 kCMIL~~	~~300000~~	~~CU~~	~~12.9~~	~~1.0439~~	~~25~~	~~0.41~~	~~207.59~~	~~0.20~~
~~11~~	~~Panel NL1~~	~~Panel NL2~~	~~208~~	~~AC 3-Phase~~	~~120~~	~~Steel~~	~~1~~	~~1/0~~	~~105600~~	~~CU~~	~~12.9~~	~~1.0000~~	~~5~~	~~0.13~~	~~207.87~~	~~0.06~~
~~12~~	~~Swbd MSA~~	~~Xfmr TP~~	~~480~~	~~AC 3-Phase~~	~~180~~	~~PVC~~	~~1~~	~~4/0~~	~~211600~~	~~CU~~	~~12.9~~	~~1.0197~~	~~460~~	~~8.92~~	~~471.08~~	~~1.86~~
~~13~~	~~Xfmr TP~~	~~Dist Bd DBP~~	~~208~~	~~AC 3-Phase~~	~~415~~	~~Steel~~	~~2~~	~~350 kCMIL~~	~~700000~~	~~CU~~	~~12.9~~	~~1.0017~~	~~5~~	~~0.07~~	~~207.93~~	~~0.03~~
14	#8 Branch Wiring	20A Outlets	120	AC 1-Phase	16	Steel	2	8	33020	CU	12.9	1.0000	290	3.63	116.37	3.02
15	#10 Branch Wiring	20A Outlets	120	AC 1-Phase	16	Steel	2	10	20760	CU	12.9	1.0000	185	3.68	116.32	3.07
16	#12 Branch Wiring	20A Outlets	120	AC 1-Phase	16	Steel	2	12	13060	CU	12.9	1.0000	115	3.63	116.37	3.03

OMIT

Formulae

VD (three phase) = √3 x K x Q x I x D / CM

VD (single phase) = 2 x K x Q x I x D / CM

VD (DC) = 2 x K x I x D / CM

%VD = VD / P_i x 100

Definitions

VD = Voltage Drop (Volts)
K = DC Conductor Material Constant (12.9 for Copper, 21.2 for Aluminum)
Q = AC Adjustment Factor for conductors sized #2/0 AWG and larger (R_{ac} / R_{dc})
I = Current (Amps)
D = Distance to Load (ft)
CM = Conductor Cross-Sectional Area (Circular Mils)
P = Potential (Volts)

DSA File No.:

DSA Application No.:
02-117220

Agency Approval

KEY NOTES

1. NOT USED.
2. NOT USED.
3. NOT USED.
4. EXISTING DISTRIBUTION BOARD 'DBA' CHANGED FROM OLD MAIN SWITCHBOARD. ALL EXISTING CIRCUIT BREAKERS TO REMAIN.
5. (E) 2 1/2"C. SPARE.
6. (E) 4"C. SPARE.
7. EXISTING UTILITY 4"C. PRIMARY.
8. EXISTING UTILITY TRANSFORMER.
9. EXISTING UTILITY (6) 5"C. SECONDARY.
10. INTERCEPT AND EXTEND EXISTING SPARE 4"C.
11. INTERCEPT AND EXTEND EXISTING SPARE 2 1/2"C., PULL 4#250kCMIL, 1#4G.
12. INTERCEPT AND EXTEND EXISTING SPARE 2 1/2"C., PULL 4#3/0, 1#4G.
13. GROUND PER DETAIL A5/X/E103.
14. GROUND PER DETAILS N1/X/E103, F1/X/E103. AT RELOS, BOND BUILDING MODULES TOGETHER PER A1/X/E103.
15. INTERCEPT AND EXTEND EXISTING 3"C., PULL NEW 4#250kCMIL, 1#2G.
16. REPLACE EXISTING PANELBOARD WITH NEW. RECONNECT EXISTING BRANCH CIRCUITS TO REMAIN.
17. TEST GROUND PER DETAIL N5/X/E103.
18. PULL CONDUCTORS THROUGH EXISTING SPARE CONDUIT.

FEEDERS

A. NOT USED.
B. NOT USED.
C. NOT USED.
D. 2"C. 4#1/0, 1#6G.
E. 2 1/2"C. 4#4/0, 1#4G.
F. 1 1/4"C. 3#4, 1#8G.
G. 2"C. 4#1/0, 1#6G.
H. 3"C. 4#250kCMIL, 1#2G.
J. (E) 4"C. 3#400kCMIL, 1#2G.
K. (E) 2 SETS OF 4"C. 4#500kCMIL, 1#3/0G.
L. 1/2"C. 3#1, 1#6G.
M. 2 1/2"C. 4#3/0, 1#4G.
N. (E) 4"C. SPARE
P. (E) 2 SETS OF 5"C. 4#500kCMIL, 1#3/0G.

General Notes

Hardin-Davidson Engineering
356 Pollasky Ave., Suite 200, Clovis, CA 93612
559.323.4995 tel • 559.323.4928 fax
www.hardin-davidson.com

Consultant

Addams Elementary School New Building and Modernization
Fresno Unified School District
4774 East Yale Avenue Fresno, CA

Project

POWER SINGLE LINE DIAGRAM

Drawing

darden architects
ARCHITECTURE
PLANNING
INTERIORS
www.dardenarchitects.com
6790 N. West Ave. • Fresno, CA 93711 • T. 559.448.8051

Architect

No.	Revision/Submission	Date
3	Addendum No. 3	6/22/2021

Revision

Designed By: SD
Drawn By: EN
Checked By: SD
Reviewed By: SD

Copyright 2018 Darden Architects

Scale: As indicated
Project Number: 1725
Date: 04/03/2019

X/E105

Sheet: _____ of: _____

A1 POWER SINGLE LINE DIAGRAM

No Scale

AD3-EX03

(E) Building 'B'

PANEL "B" SCHEDULE

120/208V 3Φ 4W — INDOOR / FLUSH

CKT. NO.	DESCRIPTION	BREAKER AMPS	BREAKER POLE(S)	VA	Φ	VA	BREAKER AMPS	BREAKER POLE(S)	DESCRIPTION	CKT. NO.
1	OUUTLETS - CLASSROOM 121	20	1	900	A	523	20	1	LIGHTS - CLASSROOM 121	2
3	OUUTLETS - CLASSROOM 121	20	1	900	B	523	20	1	LIGHTS - CLASSROOM 122	4
5	OUUTLETS - CLASSROOM 121	20	1	900	C	794	20	1	(E) LIGHTS - CLASSROOM 4	6
7	OUUTLETS - CLASSROOM 122	20	1	900	A	794	20	1	(E) LIGHTS - CLASSROOM 5	8
9	OUUTLETS - CLASSROOM 122	20	1	900	B	794	20	1	(E) LIGHTS - CLASSROOM 6	10
11	OUUTLETS - CLASSROOM 122	20	1	900	C	794	20	1	(E) LIGHTS - CLASSROOM 7	12
13	SPARE	20	1		A	912	20	1	(E) LIGHTS - CLASSROOM 3	14
15	SPARE	20	1		B	971	20	1	(E) LIGHTS - CLASSROOM 2	16
17	SPARE	20	1		C		20	1	SPARE	18
19	SPARE	20	1		A		20	1	SPARE	20
21	SPARE	20	1		B		20	1	SPARE	22
23	SPARE	20	1		C		20	1	SPARE	24
25	SPARE	20	1		A				SPACE ONLY	26
27	(E) OUTLETS - CLASSROOM 4	20	1	720	B				SPACE ONLY	28
29	(E) OUTLETS - CLASSROOM 4	20	1	900	C				SPACE ONLY	30
31	(E) OUTLETS - CLASSROOM 5	20	1	720	A	500	20	1	'IDF-B'	32
33	(E) OUTLETS - CLASSROOM 5	20	1	900	B	100	20	1	(E) 'LCP-B'	34
35	(E) OUTLETS - CLASSROOM 6	20	1	900	C	250	20	1	* (E) FIRE ALARM 'NAC-B'	36
37	(E) OUTLETS - CLASSROOM 6	20	1	720	A				SPACE ONLY	38
39	(E) OUTLETS - CLASSROOM 7	20	1	720	B				SPACE ONLY	40
41	(E) OUTLETS - CLASSROOM 7	20	1	900	C				SPACE ONLY	42

LOAD SUMMARY: Φ A 5969 VA; Φ B 6528 VA; Φ C 6338 VA
CONNECTED LOAD: 18.8 kVA
MAX CURRENT: 54 A

BUSING: 200A CU
MAIN: 150A
METERING: EGAUGE "CORE" SYSTEM W/ SEPARATE ENCLOSURE
* PROVIDE RED HANDLE C.B. W/ INTEGRAL LOCK-ON DEVICE

(E) Building 'B'

PANEL "B1" SCHEDULE

120/208V 3Φ 4W — INDOOR / FLUSH

CKT. NO.	DESCRIPTION	BREAKER AMPS	BREAKER POLE(S)	VA	Φ	VA	BREAKER AMPS	BREAKER POLE(S)	DESCRIPTION	CKT. NO.
1	(E) UNIT VENTILATOR - CLASSROOM 5	20	1	500	A	720	20	1	(E) OUTLETS -CLASSROOM 3	2
3	(E) UNIT VENTILATOR - CLASSROOM 6	20	1	500	B	900	20	1	(E) OUTLETS -CLASSROOM 3	4
5	(E) UNIT VENTILATOR - CLASSROOM 7	20	1	500	C	1080	20	1	(E) OUTLETS - CLASSROOM 2	6
7	(E) UNIT VENTILATOR - CLASSROOM 4	20	1	500	A	720	20	1	(E) OUTLETS -CLASSROOM 2	8
9	(E) UNIT VENTILATOR - CLASSROOM 3	20	1	500	B		20	1	SPARE	10
11	(E) UNIT VENTILATOR - CLASSROOM 3	20	1	500	C		20	1	SPARE	12
13	(E) UNIT VENTILATOR - CLASSROOM 2	20	1	500	A		20	1	SPARE	14
15	(E) EWH-1	20	2	2080	B		20	1	SPARE	16
17	-----	--	--	2080	C		20	1	SPARE	18
19	(E) AC UNIT - CLASSROOM 2	40	3	3000	A				SPACE ONLY	20
21	-----	--	--	3000	B				SPACE ONLY	22
23	-----	--	--	3000	C				SPACE ONLY	24
25	AC UNIT HC-4B (CLASSROOM 121)	40	3	2770	A				SPACE ONLY	26
27	-----	--	--	2770	B				SPACE ONLY	28
29	-----	--	--	2770	C				SPACE ONLY	30
31	AC UNIT HC-4A (CLASSROOM 122)	40	3	2770	A				SPACE ONLY	32
33	-----	--	--	2770	B				SPACE ONLY	34
35	-----	--	--	2770	C				SPACE ONLY	36
37	EXHAUST FANS EF-5A, EF-5B	20	3	1152	A	5969	150	3	Panel 'B'	38
39	-----	--	--	1152	B	6528	--	--	-----	40
41	-----	--	--	1152	C	6338	--	--	-----	42

LOAD SUMMARY: Φ A 18600 VA; Φ B 20199 VA; Φ C 20189 VA
CONNECTED LOAD: 59.0 kVA
MAX CURRENT: 168 A

BUSING: 400A CU
MAIN: 250A
METERING: EGAUGE "CORE" SYSTEM W/ SEPARATE ENCLOSURE

Admin Building 'L'

PANEL "LH" SCHEDULE

277/480V 3Φ 4W — INDOOR / SURFACE

CKT. NO.	DESCRIPTION	BREAKER AMPS	BREAKER POLE(S)	VA	Φ	VA	BREAKER AMPS	BREAKER POLE(S)	DESCRIPTION	CKT. NO.
1	LIGHTS - RM 110, 111-115, 116, 102-103	20	1	641	A	9130	70	3	PANEL 'LL'	2
3	LIGHTS - RM 104 - 109	20	1	613	B	7802	--	--	-----	4
5	LIGHTS - EXTERIOR	20	1	75	C	8580	--	--	-----	6
7	EMERGENCY LIGHTING 'INV-L'	20	1	737	A				SPACE ONLY	8
9	LIGHTS - PARKING LOT & CANOPY	20	1	903	B				SPACE ONLY	10
11	SPARE	20	1		C				SPACE ONLY	12
13	SPARE	20	1		A				SPACE ONLY	14
15	SPARE	20	1		B				SPACE ONLY	16
17	SPARE	20	1		C				SPACE ONLY	18
19	SPACE ONLY				A	1163	20	3	EXHAUST FANS EF-5D, EF-5E	20
21	SPACE ONLY				B	1163	--	--	-----	22
23	SPACE ONLY				C	1163	--	--	-----	24
25	SPACE ONLY				A	2480	20	3	AC UNIT HC-5	26
27	SPACE ONLY				B	2480	--	--	-----	28
29	SPACE ONLY				C	2480	--	--	-----	30
31	SPACE ONLY				A	2397	20	3	AC UNIT HC-3B	32
33	SPACE ONLY				B	2397	--	--	-----	34
35	SPACE ONLY				C	2397	--	--	-----	36
37	SPACE ONLY				A	2821	20	3	AC UNIT HC-3A	38
39	SPACE ONLY				B	2821	--	--	-----	40
41	SPACE ONLY				C	2821	--	--	-----	42

LOAD SUMMARY: Φ A 19370 VA; Φ B 18180 VA; Φ C 17517 VA
CONNECTED LOAD: 55.1 kVA
MAX CURRENT: 70 A

BUSING: 200A CU
MAIN: 150A
METERING: EGAUGE "CORE" SYSTEM W/ SEPARATE ENCLOSURE

Admin Building 'L'

PANEL "LL" SCHEDULE

120/208V 3Φ 4W — INDOOR / SURFACE

CKT. NO.	DESCRIPTION	BREAKER AMPS	BREAKER POLE(S)	VA	Φ	VA	BREAKER AMPS	BREAKER POLE(S)	DESCRIPTION	CKT. NO.
1	OUTLETS - LOBBY 101	20	1	900	A	540	20	1	OUTLETS - WORK RM 104	2
3	OUTLETS - LOBBY 101	20	1	1080	B	500	20	1	COPIER - WORK RM 104	4
5	OUTLETS - RM 111-113, 115, 116	20	1	900	C	1080	20	1	OUTLETS - OFFICE 105	6
7	REFRIGERATOR - NURSE 102	20	1	500	A	1080	20	1	OUTLETS - OFFICE 106	8
9	OUTLETS - NURSE 102	20	1	540	B	1080	20	1	OUTLETS - OFFICE 107	10
11	OUTLETS - NURSE 102, R.R. 102a	20	1	540	C	1080	20	1	OUTLETS - OFFICE 108	12
13	OUTLETS - CONF. RM 103	20	1	540	A	1080	20	1	OUTLETS - OFFICE 109	14
15	OUTLETS - CONF. RM 103	20	1	720	B	360	20	1	OUTLETS - HALLWAY 116	16
17	OUTLETS - OFFICE 110	20	1	1080	C		20	1	SPARE	18
19	SPARE	20	1		A		20	1	SPARE	20
21	SPARE	20	1		B		20	1	SPARE	22
23	SPARE	20	1		C		20	1	SPARE	24
25	SPARE	20	1		A	180	20	1	OUTLETS - nLIGHT GATEWAY & BRIDGES	26
27	CIRC. PUMP CP-1	20	1	132	B	540	20	1	OUTLETS - ROOF	28
29	WATER HEATER WH-3	20	2	1729	C	180	20	1	EMS PANEL	30
31	-----	--	--	1729	A	720	20	1	'IDF-L'	32
33	IDU-4A /ODU-4A	15	2	929	B	720	20	1	OUTLET - ELEC 116	34
35	-----	--	--	929	C	720	20	1	OUTLET - ELEC 116	36
37	IDU-3 /ODU-3	25	2	1141	A	720	20	1	OUTLET - ELEC 116	38
39	-----	--	--	1141	B	60	20	1	* FIRE ALARM RISER BELL	40
41	EXHAUST FANS EF-2, EF-4, EF-6	20	1	161	C	180	20	1	* FIRE ALARM 'EXP-L'	42

LOAD SUMMARY: Φ A 9130 VA; Φ B 7802 VA; Φ C 8580 VA
CONNECTED LOAD: 25.5 kVA
MAX CURRENT: 76 A

BUSING: 200A CU
MAIN: 150A
METERING: EGAUGE "CORE" SYSTEM W/ SEPARATE ENCLOSURE
* PROVIDE RED HANDLE C.B. W/ INTEGRAL LOCK-ON DEVICE

Kindergarten Building 'M'

PANEL "MH" SCHEDULE

277/480V 3Φ 4W — INDOOR / SURFACE

CKT. NO.	DESCRIPTION	BREAKER AMPS	BREAKER POLE(S)	VA	Φ	VA	BREAKER AMPS	BREAKER POLE(S)	DESCRIPTION	CKT. NO.
1	LIGHTS - RM 101 - 104	20	1	1229	A	11635	70	3	PANEL 'ML'	2
3	LIGHTS - RM 106 - 108	20	1	1229	B	10744	--	--	-----	4
5	LIGHTS - RM 109 - 112	20	1	766	C	12844	--	--	-----	6
7	LIGHTS - EXTERIOR	20	1	75	A				SPACE ONLY	8
9	EMERGENCY LIGHTING 'INV-M'	20	1	708	B				SPACE ONLY	10
11	SPARE	20	1		C				SPACE ONLY	12
13	SPARE	20	1		A	2813	20	3	AC UNIT HC-2E	14
15	SPARE	20	1		B	2813	--	--	-----	16
17	SPARE	20	1		C	2813	--	--	-----	18
19	SPACE ONLY				A	2813	20	3	AC UNIT HC-2D	20
21	SPACE ONLY				B	2813	--	--	-----	22
23	SPACE ONLY				C	2813	--	--	-----	24
25	SPACE ONLY				A	2813	20	3	AC UNIT HC-2C	26
27	SPACE ONLY				B	2813	--	--	-----	28
29	SPACE ONLY				C	2813	--	--	-----	30
31	EXHAUST FANS EF-5F, 5G, 5H, 5J, 5K	20	3	2909	A	2813	20	3	AC UNIT HC-2B	32
33	-----	--	--	2909	B	2813	--	--	-----	34
35	-----	--	--	2909	C	2813	--	--	-----	36
37	IRRIGATION BOOSTER PUMP	40	3	5817	A	2813	20	3	AC UNIT HC-2A	38
39	-----	--	--	5817	B	2813	--	--	-----	40
41	-----	--	--	5817	C	2813	--	--	-----	42

LOAD SUMMARY: Φ A 35728 VA; Φ B 35471 VA; Φ C 36400 VA
CONNECTED LOAD: 107.6 kVA
MAX CURRENT: 131 A

BUSING: 200A CU
MAIN: 200A
METERING: EGAUGE "CORE" SYSTEM W/ SEPARATE ENCLOSURE

Kindergarten Building 'M'

PANEL "ML" SCHEDULE

120/208V 3Φ 4W — INDOOR / SURFACE

CKT. NO.	DESCRIPTION	BREAKER AMPS	BREAKER POLE(S)	VA	Φ	VA	BREAKER AMPS	BREAKER POLE(S)	DESCRIPTION	CKT. NO.
1	OUTLETS - KINDERGARTEN 101	20	1	900	A	360	20	1	OUTLETS - STAFF WORKRM 102	2
3	OUTLETS - KINDERGARTEN 101	20	1	900	B	540	20	1	OUTLETS - STAFF WORKRM 102	4
5	OUTLETS - KINDERGARTEN 101	20	1	900	C	540	20	1	OUTLETS - RM 102a, 102b, 103	6
7	OUTLETS - KINDERGARTEN 104	20	1	900	A	540	20	1	OUTLETS - STAFF WORKRM 106	8
9	OUTLETS - KINDERGARTEN 104	20	1	900	B	360	20	1	OUTLETS - STAFF WORKRM 106	10
11	OUTLETS - KINDERGARTEN 104	20	1	900	C	540	20	1	OUTLETS - RM 106a, 106b, 107	12
13	OUTLETS - KINDERGARTEN 105	20	1	900	A	540	20	1	OUTLETS - STAFF WORKRM 110	14
15	OUTLETS - KINDERGARTEN 105	20	1	900	B	900	20	1	OUTLETS - STAFF WORKRM 110, RM 111-113	16
17	OUTLETS - KINDERGARTEN 105	20	1	900	C	2000	20	1	HAND DRYER - TOILET 103	18
19	OUTLETS - KINDERGARTEN 108	20	1	900	A	2000	20	1	HAND DRYER - TOILET 107	20
21	OUTLETS - KINDERGARTEN 108	20	1	900	B	2000	20	1	HAND DRYER - TOILET 111	22
23	OUTLETS - KINDERGARTEN 108	20	1	900	C	2000	20	1	HAND DRYER - TOILET 112	24
25	OUTLETS - KINDERGARTEN 109	20	1	900	A	2000	20	1	HAND DRYER - TOILET 113	26
27	OUTLETS - KINDERGARTEN 109	20	1	900	B	480	20	1	WATER HEATER WH-2	28
29	OUTLETS - KINDERGARTEN 109	20	1	900	C		20	1	SPARE	30
31	SPARE	20	1		A		20	1	SPARE	32
33	SPARE	20	1		B		20	1	SPARE	34
35	SPARE	20	1		C	1000	20	1	PARKING GATE OPERATOR	36
37	SPACE ONLY				A	720	20	1	IRRIGATION CONTROLLER	38
39	SPACE ONLY				B	180	20	1	OUTLETS - nLIGHT GATEWAY & BRIDGES	40
41	SPACE ONLY				C	360	20	1	OUTLETS - ROOF	42
43	SPACE ONLY				A	180	20	1	EMS PANEL	44
45	IDU-4 /ODU-4	15	2	929	B	720	20	1	'IDF-M'	46
47	-----	--	--	929	C	720	20	1	OUTLETS - ELEC 102b	48
49	EXHAUST FAN EF-2B	20	1	75	A	720	20	1	OUTLETS - ELEC 102b	50
51	EXHAUST FAN EF-2A	20	1	75	B	60	20	1	* FIRE ALARM RISER BELL	52
53	EXHAUST FAN EF-1	20	1	75	C	180	20	1	* FIRE ALARM 'EXP-M'	54

LOAD SUMMARY: Φ A 11635 VA; Φ B 10744 VA; Φ C 12844 VA
CONNECTED LOAD: 35.2 kVA
MAX CURRENT: 107 A

BUSING: 200A CU
MAIN: 150A
METERING: EGAUGE "CORE" SYSTEM W/ SEPARATE ENCLOSURE
* PROVIDE RED HANDLE C.B. W/ INTEGRAL LOCK-ON DEVICE

10 Classroom Building 'N'

PANEL "NH" SCHEDULE

277/480V 3Φ 4W — INDOOR / SURFACE

CKT. NO.	DESCRIPTION	BREAKER AMPS	BREAKER POLE(S)	VA	Φ	VA	BREAKER AMPS	BREAKER POLE(S)	DESCRIPTION	CKT. NO.
1	LIGHTS - CLASSROOM 101 - 105	20	1	2172	A	13637	125	3	PANEL 'NL1'	2
3	LIGHTS - CLASSROOM 106 - 110	20	1	2172	B	13585	--	--	-----	4
5	LIGHTS - RM 111 - 114, 116	20	1	224	C	12056	--	--	-----	6
7	LIGHTS - EXTERIOR	20	1	75	A				SPACE ONLY	8
9	EMERGENCY LIGHTING 'INV-N'	20	1	654	B				SPACE ONLY	10
11	SPARE	20	1		C				SPACE ONLY	12
13	SPARE	20	1		A	2909	20	3	EXHAUST FANS EF-5L, 5N, 5R, 5T, 5V	14
15	SPARE	20	1		B	2909	--	--	-----	16
17	SPARE	20	1		C	2909	--	--	-----	18
19	SPACE ONLY				A	3490	20	3	EXHAUST FANS EF-5M, 5P, 5S, 5U, 5W, 5X	20
21	ELEC. WATER HEATER WH-1	15	2	1746	B	3490	--	--	-----	22
23	-----	--	--	1746	C	3490	--	--	-----	24
25	AC UNIT HC-1K	20	3	2480	A	2480	20	3	AC UNIT HC-1E	26
27	-----	--	--	2480	B	2480	--	--	-----	28
29	-----	--	--	2480	C	2480	--	--	-----	30
31	AC UNIT HC-1J	20	3	2480	A	2480	20	3	AC UNIT HC-1D	32
33	-----	--	--	2480	B	2480	--	--	-----	34
35	-----	--	--	2480	C	2480	--	--	-----	36
37	AC UNIT HC-1H	20	3	2480	A	2480	20	3	AC UNIT HC-1C	38
39	-----	--	--	2480	B	2480	--	--	-----	40
41	-----	--	--	2480	C	2480	--	--	-----	42
43	AC UNIT HC-1G	20	3	2480	A	2480	20	3	AC UNIT HC-1B	44
45	-----	--	--	2480	B	2480	--	--	-----	46
47	-----	--	--	2480	C	2480	--	--	-----	48
49	AC UNIT HC-1F	20	3	2480	A	2480	20	3	AC UNIT HC-1A	50
51	-----	--	--	2480	B	2480	--	--	-----	52
53	-----	--	--	2480	C	2480	--	--	-----	54

LOAD SUMMARY: Φ A 47086 VA; Φ B 49358 VA; Φ C 45227 VA
CONNECTED LOAD: 141.7 kVA
MAX CURRENT: 178 A

BUSING: 400A CU
MAIN: 300A
METERING: EGAUGE "CORE" SYSTEM W/ SEPARATE ENCLOSURE

10 Classroom Building 'N'

PANEL "NL1" SCHEDULE

120/208V 3Φ 4W — INDOOR / SURFACE

CKT. NO.	DESCRIPTION	BREAKER AMPS	BREAKER POLE(S)	VA	Φ	VA	BREAKER AMPS	BREAKER POLE(S)	DESCRIPTION	CKT. NO.
1	OUTLETS - RM 111, 112, 114, 115, 116	20	1	900	A	696	20	1	EXHAUST FAN EF-3	2
3	OUTLETS - STAFF WORKRM 113	20	1	540	B	944	15	2	IDU-1 /ODU-1	4
5	OUTLETS - STAFF WORKRM 113	20	1	540	C	944	--	--	-----	6
7	HAND DRYER - GIRLS RR 111	20	1	1000	A	1141	25	2	IDU-2 /ODU-2	8
9	HAND DRYER - BOYS RR 116	20	1	1000	B	1141	--	--	-----	10
11	SPARE	20	1		C	132	20	1	CIRC. PUMP CP-1	12
13	SPARE	20	1		A		20	1	SPARE	14
15	SPARE	20	1		B		20	1	SPARE	16
17	SPARE	20	1		C		20	1	SPARE	18
19	SPACE ONLY				A				SPACE ONLY	20
21	SPACE ONLY				B				SPACE ONLY	22
23	SPACE ONLY				C				SPACE ONLY	24
25	SPACE ONLY				A				SPACE ONLY	26
27	SPACE ONLY				B		20	1	OUTLETS - nLIGHT GATEWAY & BRIDGES	28
29	SPACE ONLY				C		20	1	OUTLETS - ROOF	30
31	SPACE ONLY				A		20	1	EMS PANEL	32
33	SPACE ONLY				B	720	20	1	'IDF-N'	34
35	SPACE ONLY				C	720	20	1	OUTLETS - ELEC 114	36
37	PANEL 'NL2'	150	3	9000	A	720	20	1	OUTLETS - ELEC 114	38
39	-----	--	--	9000	B	60	20	1	* FIRE ALARM RISER BELL	40
41	-----	--	--	9000	C	180	20	1	* FIRE ALARM 'EXP-N'	42

LOAD SUMMARY: Φ A 13637 VA; Φ B 13585 VA; Φ C 12056 VA
CONNECTED LOAD: 39.3 kVA
MAX CURRENT: 114 A

BUSING: 400A CU
MAIN: 300A
METERING: EGAUGE "CORE" SYSTEM W/ SEPARATE ENCLOSURE
* PROVIDE RED HANDLE C.B. W/ INTEGRAL LOCK-ON DEVICE

10 Classroom Building 'N'

PANEL "NL2" SCHEDULE

120/208V 3Φ 4W — INDOOR / SURFACE

CKT. NO.	DESCRIPTION	BREAKER AMPS	BREAKER POLE(S)	VA	Φ	VA	BREAKER AMPS	BREAKER POLE(S)	DESCRIPTION	CKT. NO.
1	OUTLETS - CLASSROOM 101	20	1	900	A	900	20	1	OUTLETS - CLASSROOM 106	2
3	OUTLETS - CLASSROOM 101	20	1	900	B	900	20	1	OUTLETS - CLASSROOM 106	4
5	OUTLETS - CLASSROOM 101	20	1	900	C	900	20	1	OUTLETS - CLASSROOM 106	6
7	OUTLETS - CLASSROOM 102	20	1	900	A	900	20	1	OUTLETS - CLASSROOM 107	8
9	OUTLETS - CLASSROOM 102	20	1	900	B	900	20	1	OUTLETS - CLASSROOM 107	10
11	OUTLETS - CLASSROOM 102	20	1	900	C	900	20	1	OUTLETS - CLASSROOM 107	12
13	OUTLETS - CLASSROOM 103	20	1	900	A	900	20	1	OUTLETS - CLASSROOM 108	14
15	OUTLETS - CLASSROOM 103	20	1	900	B	900	20	1	OUTLETS - CLASSROOM 108	16
17	OUTLETS - CLASSROOM 103	20	1	900	C	900	20	1	OUTLETS - CLASSROOM 108	18
19	OUTLETS - CLASSROOM 104	20	1	900	A	900	20	1	OUTLETS - CLASSROOM 109	20
21	OUTLETS - CLASSROOM 104	20	1	900	B	900	20	1	OUTLETS - CLASSROOM 109	22
23	OUTLETS - CLASSROOM 104	20	1	900	C	900	20	1	OUTLETS - CLASSROOM 109	24
25	OUTLETS - CLASSROOM 105	20	1	900	A	900	20	1	OUTLETS - CLASSROOM 110	26
27	OUTLETS - CLASSROOM 105	20	1	900	B	900	20	1	OUTLETS - CLASSROOM 110	28
29	OUTLETS - CLASSROOM 105	20	1	900	C	900	20	1	OUTLETS - CLASSROOM 110	30
31	SPARE	20	1		A		20	1	SPARE	32
33	SPARE	20	1		B		20	1	SPARE	34
35	SPARE	20	1		C		20	1	SPARE	36
37	SPACE ONLY				A				SPACE ONLY	38
39	SPACE ONLY				B				SPACE ONLY	40
41	SPACE ONLY				C				SPACE ONLY	42

LOAD SUMMARY: Φ A 9000 VA; Φ B 9000 VA; Φ C 9000 VA
CONNECTED LOAD: 27.0 kVA
MAX CURRENT: [illegible]

BUSING: 200A CU
MAIN: 150A
METERING: EGAUGE "CORE" SYSTEM W/ SEPARATE ENCLOSURE

OMIT

DSA File No.:

DSA Application No.:
02-117220

Agency Approval

General Notes

Hardin-Davidson Engineering
356 Pollasky Ave., Suite 200, Clovis, CA 93612
559.323.4995 tel • 559.323.4928 fax
www.hardin-davidson.com

Consultant

Addams Elementary School New Building and Modernization
Fresno Unified School District
4774 East Yale Avenue Fresno, CA

Project

PANEL SCHEDULES

Drawing

darden architects
ARCHITECTURE PLANNING INTERIORS
www.dardenarchitects.com
6790 N. West Ave. • Fresno, CA 93711 • T. 559.448.8051

Architect

No.	Revision/Submission	Date
3	Addendum No. 3	6/22/2021

Revision

Designed By: SD
Drawn By: EN
Checked By: SD
Reviewed By: SD

Copyright 2018 Darden Architects

Scale: As indicated
Project Number: 1725
Date: 04/03/2019

X/E106

Sheet: _____ of: _____

A1 — PANEL SCHEDULES
No Scale

AD3-EX04

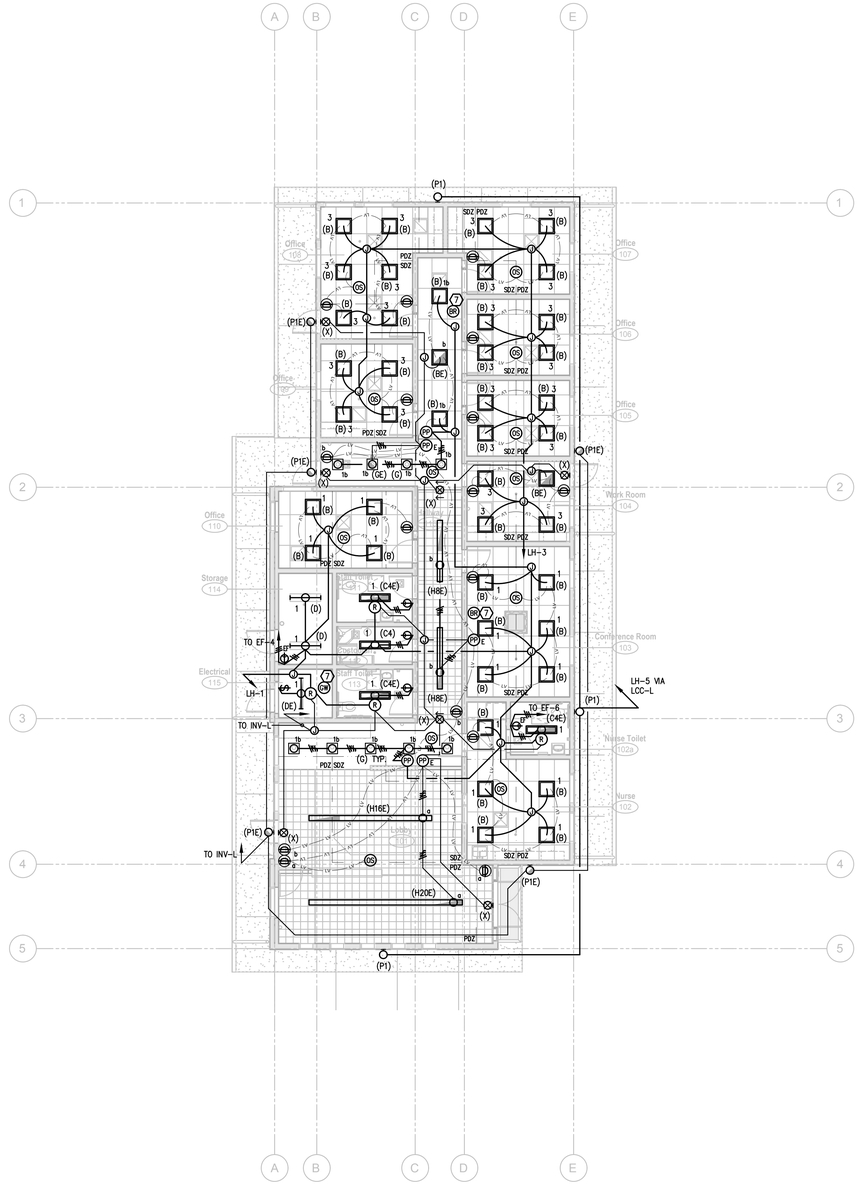

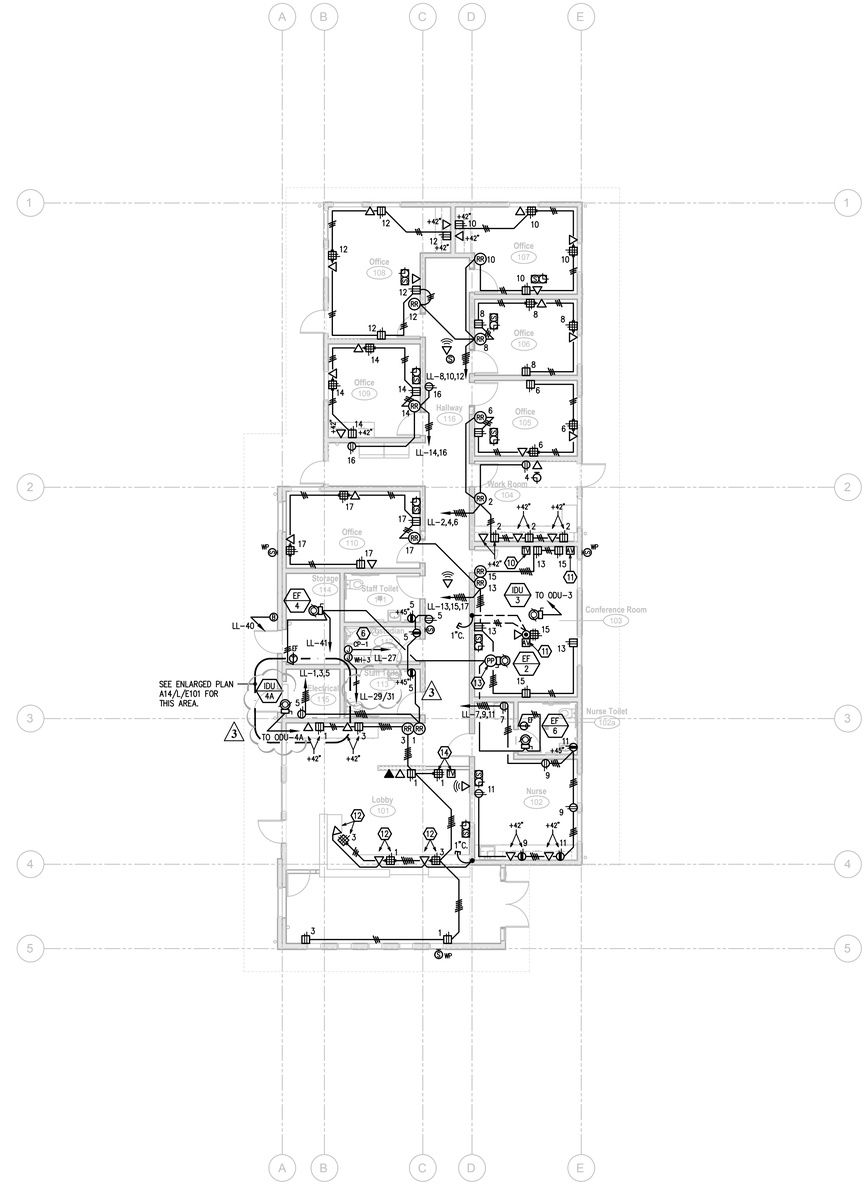

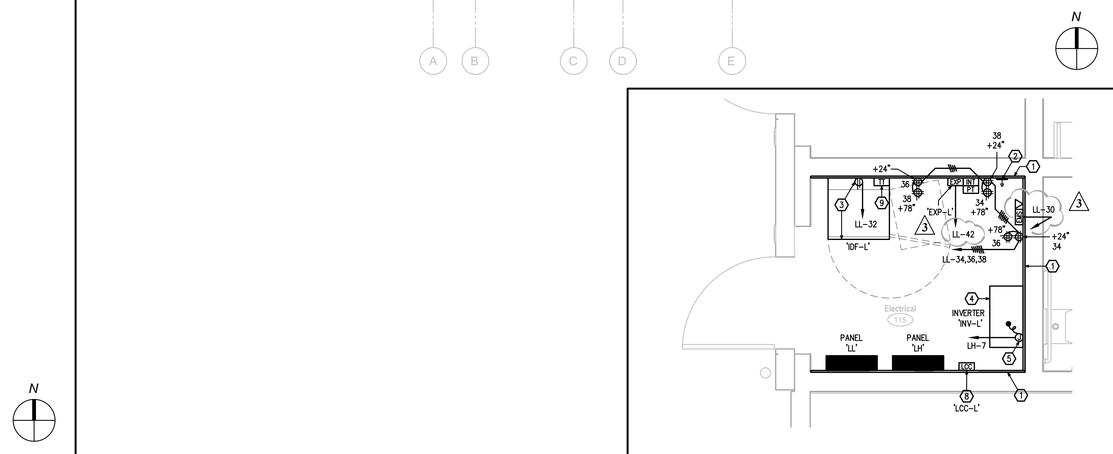

DSA File No.:

DSA Application No.:
02-117220

Agency Approval

DRAWING KEY NOTES

1. FIRE RESISTANT 3/4" PLYWOOD BACKBOARD AND PAINT. MOUNT INTRUSION, TEL, AND PA SYSTEM. ATTACH TO WALL STUDS WITH #8 x 1 1/2" PENETRATION PER HEAD SCREWS AT 18" CENTERS. TERMINATE PA, INTRUSION CABLES.
2. 12" COPPER COMMUNICATIONS GROUND BUS BAR. RUN #6 GREEN GROUND WIRE TO BUILDING GEC.
3. IDF CABINET PER SPECS. INSTALL OUTLET AT INTERIOR. SEE DETAIL 'L9/X/E104'.
4. EMERGENCY LIGHTING INVERTER 'INV-L'. ISOLITE #E3MAC-1000-1P-IB/OB-C1-01-S1-MB-FS-M5-EW, APPROX 343LB. SEE DETAIL A10/X/E102.
5. MAKE CONNECTION TO INVERTER.
6. LOCATE J-BOXES FOR PLUMBING DEVICES PER PLUMBING PLANS.
7. PROVIDE 120V OUTLET AND LOW VOLTAGE CABLING. SEE LIGHTING NOTE 3, 4, & 7.
8. LIGHTING CONTROL CABINET 'LCC-L'. SEE DETAIL A6/X/E102.
9. INSTALL TEL. SYSTEM TERMINAL BLOCK AT BACK OF IDF CABINET.
10. RECESSED TV BOX WITH POWER OUTLET, (2) DATA JACKS, HDMI, AND CATV JACKS. VERIFY HEIGHT PRIOR TO ROUGH-IN. PROVIDE (2) 1 1/4"C. STUB TO ACCESSIBLE ATTIC SPACE.
11. AUDIO/ VIDEO INPUT HDMI/ VGA/ 3.5MM AUDIO/ USB JACK PLATE WITH 2G BOX, 1G RING, (2) 1 1/4"C. TO ACCESSIBLE ATTIC SPACE. INSTALL CABLES FROM STATION TO TV.
12. MOUNT DEVICES IN CASEWORK. SEE ARCHITECTURAL FOR EXACT LOCATION.
13. INTERLOCK EXHAUST FAN WITH LIGHTS IN THIS ROOM PER MECHANICAL PLANS.
14. PROVIDE POWER AND SIGNAL CONNECTIONS TO SECURITY VIDEO MONITOR PER SPECS. VERIFY LOCATION AND HEIGHT PRIOR TO ROUGH-IN. PROVIDE 4-WAY SPLITTER/ PROCESSOR FOR SECURITY CAMERA FEEDS AND CONNECT (4) OWNER SELECTED CAMERAS TO VIDEO MONITOR.

LIGHTING NOTES

1. THE CONTRACTOR SHALL INSTALL A COMPLETE AND OPERATIONAL LIGHTING SYSTEM FULLY CONFORMING WITH THE CALIFORNIA ENERGY COMMISSION'S TITLE 24 REQUIREMENTS.
2. THE SPECIFIED LIGHTING COMPONENTS ARE PARTS OF A DIGITAL, WIRED, PROGRAMMABLE SYSTEM BASED ON THE LITHONIA nLIGHT PRODUCT LINE.
3. THE SYSTEM IS CONTROLLED AND PROGRAMMED THROUGH AN nLIGHT GATEWAY. THE GATEWAY REQUIRES A 120V OUTLET AT THE ELECTRONICS BACKBOARD. THE GATEWAY CONNECTS TO OWNERS LAN WITH A CAT 5e CABLE.
4. EACH ROOM/AREA SHALL BE CONNECTED TO nLIGHT BRIDGES WITH CAT 5e CABLES. EACH BRIDGE REQUIRES A 120V OR 277V CONNECTION TO THE NORMAL LIGHTING CIRCUIT IN THE ATTIC SPACE. THE BRIDGES ARE THEN CONNECTED TOGETHER AND TO THE nLIGHT GATEWAY WITH CAT 5e CABLES TO COMPLETE THE NETWORK.
5. EACH FIXTURE REQUIRES LINE VOLTAGE, UNSWITCHED POWER, AND HAS A BUILT-IN, nLIGHT CONTROLLER.
6. SOME LOADS SUCH AS DOWNLIGHTS AND SIGNS ARE WIRED TO AND CONTROLLED BY AN nLIGHT POWER PACK WITH DIMMING CAPABILITY. POWER PACKS REQUIRE LINE VOLTAGE, UNSWITCHED POWER. VERIFY THE DIMMING PROTOCOL OF DIMMING FIXTURES.
7. LIGHTING AND DEVICE CONTROL IS ACCOMPLISHED BY CONNECTING COMPONENTS SUCH AS FIXTURES, POWER PACKS, SWITCHES, AND SENSORS IN EACH ROOM/AREA TOGETHER WITH FACTORY CAT 5e CABLES.
8. THE CONTRACTOR SHALL FURNISH SYSTEM PROGRAMMING BY THE FACTORY'S AUTHORIZED PERSONNEL OR THE FACTORY'S APPROVED THIRD PARTY VENDOR TO ENSURE COMPLIANCE WITH TITLE 24. THE CONTRACTOR SHALL NOT ATTEMPT PROGRAMMING UNLESS AUTHORIZED BY THE FACTORY.
9. ANY PROPOSED SUBSTITUTE SYSTEM MUST MEET ALL THE REQUIREMENTS OF TITLE 24.

General Notes

Hardin-Davidson Engineering
356 Pollasky Ave., Suite 200, Clovis, CA 93612
559.323.4995 tel • 559.323.4928 fax
www.hardin-davidson.com

REGISTERED PROFESSIONAL ENGINEER C. SCOTT DAVIDSON E17850 ELECTRICAL STATE OF CALIFORNIA

Consultant

Addams Elementary School New Building and Modernization
Fresno Unified School District
4774 East Yale Avenue Fresno, CA

Project

Building L - Administration
LIGHTING, POWER AND COMM PLANS

Drawing

darden architects
ARCHITECTURE PLANNING INTERIORS
www.dardenarchitects.com
6790 N. West Ave. • Fresno, CA 93711 • T. 559.448.8051

LICENSED ARCHITECT ANTONIO J. AVILA No. C36235 Exp. 10-31-21 STATE OF CALIFORNIA

Architect

No.	Revision/Submission	Date
3	Addendum No. 3	6/22/2021

Revision

		Designed By: SD	Copyright 2018 Darden Architects
Scale:	As indicated	Drawn By: EN	L/E101
Project Number:	1725	Checked By: SD	
Date:	04/03/2019	Reviewed By: SD	Sheet: ____ of: ____

A1	LIGHTING PLAN	A9	POWER AND COMM PLAN
1/8" = 1'-0"		1/8" = 1'-0"	

A14	ENLARGED PLAN
1/2" = 1'-0"	

AD3-EX05

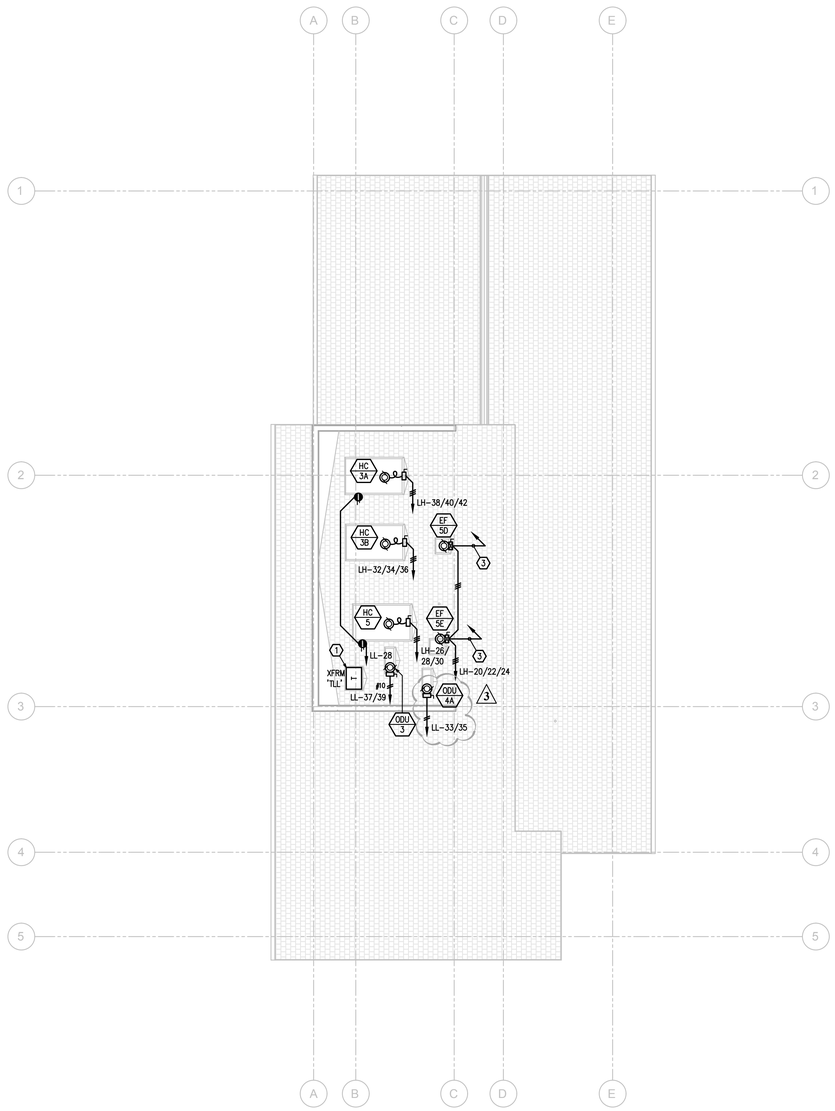

A1

ROOF POWER PLAN

1/8" = 1'-0"

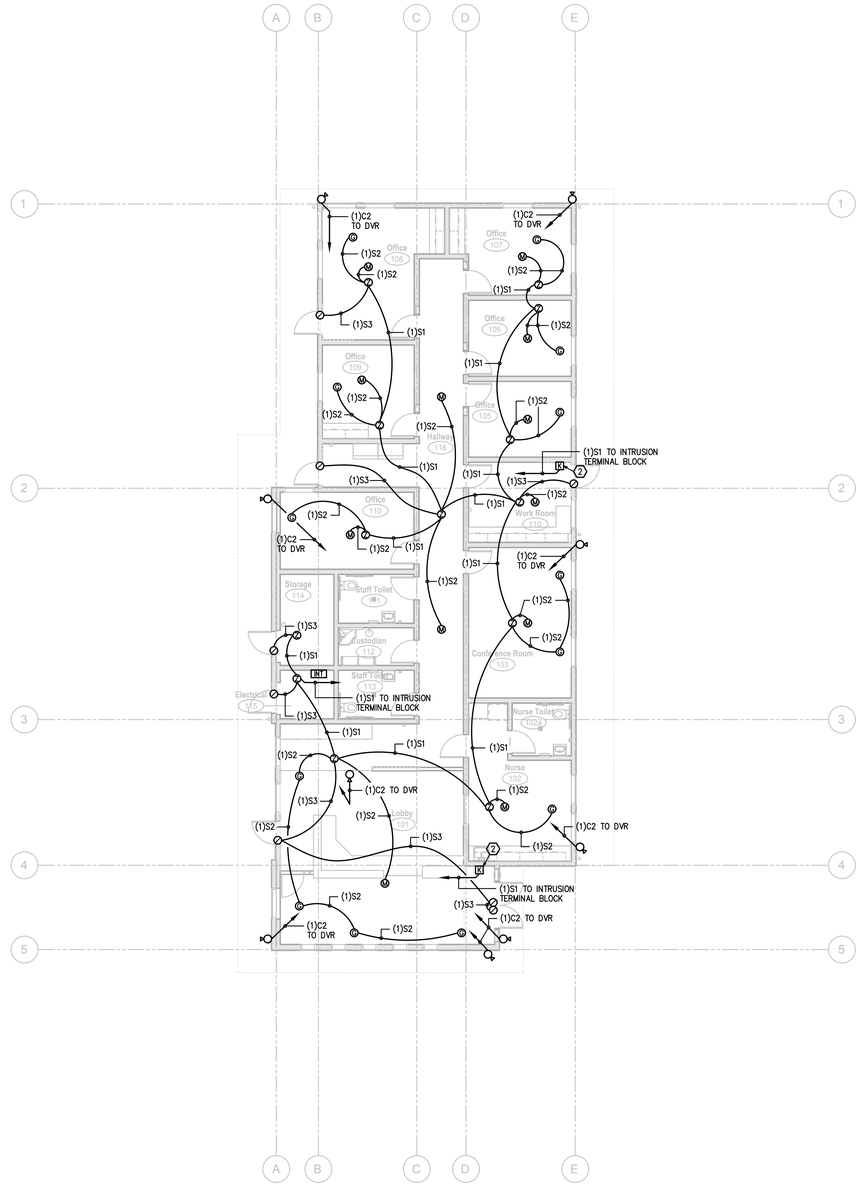

A9

INTRUSION PLAN

1/8" = 1'-0"

DSA File No.:

DSA Application No.:
02-117220

Agency Approval

DRAWING KEY NOTES

1. ROOF MOUNTED TRANSFORMER. SEE POWER SINGLE LINE DIAGRAM A1/X/E105 AND DETAIL A11/XE103.
2. PROVIDE KEYPAD AT LOCATION DIRECTED BY FUSD.
3. RUN 3/4"C. TO HC UNIT FOR CONTROL.

General Notes

Hardin-Davidson Engineering
356 Pollasky Ave., Suite 200, Clovis, CA 93612
559.323.4995 tel • 559.323.4928 fax
www.hardin-davidson.com

Consultant

Addams Elementary School New Building and Modernization
Fresno Unified School District
4774 East Yale Avenue Fresno, CA

Project

Building L - Administration
ROOF POWER, INTRUSION PLANS

Drawing

darden architects
ARCHITECTURE
PLANNING
INTERIORS
www.dardenarchitects.com
6790 N. West Ave. • Fresno, CA 93711 • T. 559.448.8051

Architect

No.	Revision/Submission	Date
3	Addendum No. 3	6/22/2021

Revision

Scale: As indicated	Designed By: SD	Copyright 2018 Darden Architects
Project Number: 1725	Drawn By: EN	L/E201
Date: 04/03/2019	Checked By: SD	Sheet: ____ of: ____
	Reviewed By: SD	

DSA File No.:

DSA Application No.:
02-117220

Agency Approval

DRAWING KEY NOTES

1. FIRE RESISTANT 3/4" PLYWOOD BACKBOARD AND PAINT. MOUNT INTRUSION, TEL, AND PA SYSTEM. ATTACH TO WALL STUDS WITH #8 x 1 1/2" PENETRATION PER HEAD SCREWS AT 18" CENTERS. TERMINATE PA, INTRUSION CABLES.
2. 12" COPPER COMMUNICATIONS GROUND BUS BAR. RUN #6 GREEN GROUND WIRE TO BUILDING GEC.
3. EMERGENCY LIGHTING INVERTER 'INV-M'. SEE LIGHTING PLAN A1/M/E101.
4. PROVIDE ELECTRICAL INSTALLATION AS PER DETAIL A15/M/E201.
5. J-BOX WITH BLANK PLATE AND 1"C. STUB TO PA SPEAKER FOR FUTURE PANIC BUTTON CONNECTION.
6. IDF CABINET PER SPECS AT 80" AFF TO BOTTOM OF CABINET, MOUNT POWER OUTLET INSIDE IDF. SEE DETAIL L9/X/E104.
7. LOCATE J-BOXES FOR PLUMBING DEVICES PER PLUMBING PLANS.
8. 2-GANG J-BOX WITH BLANK PLATE FOR FUTURE TV MONITOR A/V CONNECTION. VERIFY LOCATION PRIOR TO ROUGH-IN. SEE DETAIL A1/P/E201.
9. INSTALL TEL. SYSTEM TERMINAL BLOCK AT BACK OF IDF CABINET.
10. LOCATE BEHIND PROJECTOR COVER PLATE, SEE ARCHITECTURAL FOR MORE INFORMATION.
11. LIGHTING CONTROL CABINET 'LCC-M', SEE LIGHTING PLAN A1/M/E101.
12. FURNISH AND INSTALL A COMPLETE AND OPERATING AUDIO VISUAL SYSTEM AT EACH CLASSROOM, INCLUDING: EPSON BRIGHTLINK 695Wi ULTRA SHORT THROW PROJECTOR, PROJECTOR MOUNT (DETAIL A1/P/E201), EPSON ELPSP02 ACCESSORY SPEAKERS, EBEAM EDGE+ USB INTERACTIVE WHITEBOARD SYSTEM, SMARTMARKER PACK, AND ALL CABLING, BALUNS, SETUP, CALIBRATION, AND MISCELLANEOUS APPURTENANCES.

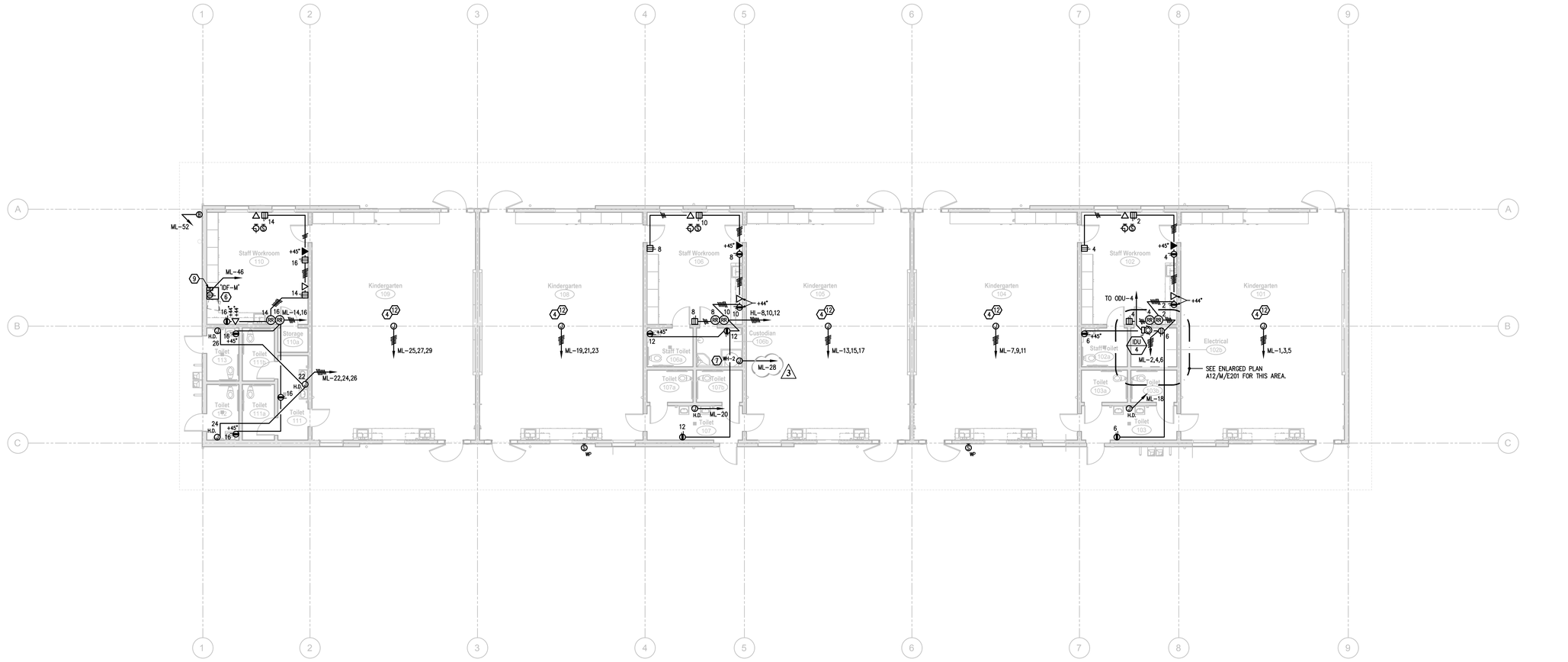

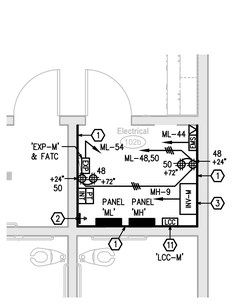

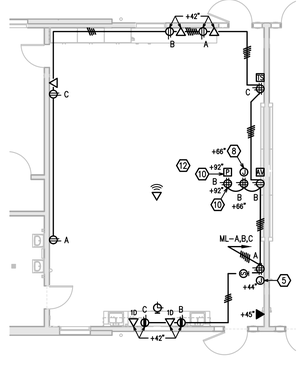

A1	POWER AND COMM PLAN	A12	ENLARGED PLAN	A15	TYPICAL CLASSROOM ELEC. PLAN
1/8" = 1'-0"		1/4" = 1'-0"		1/8" = 1'-0"	

General Notes

Hardin-Davidson Engineering
356 Pollasky Ave., Suite 200, Clovis, CA 93612
559.323.4995 tel • 559.323.4928 fax
www.hardin-davidson.com

REGISTERED PROFESSIONAL ENGINEER C. SCOTT DAVIDSON E17850 ELECTRICAL STATE OF CALIFORNIA

Consultant

Addams Elementary School New Building and Modernization
Fresno Unified School District
4774 East Yale Avenue Fresno, CA

Project

Building M - Kindergarten Classroom Building
POWER AND COMM PLAN

Drawing

darden architects
ARCHITECTURE PLANNING INTERIORS
www.dardenarchitects.com
6790 N. West Ave. • Fresno, CA 93711 • T. 559.448.8051

LICENSED ARCHITECT ANTONIO J. AVILA No. C26235 Exp. 10-31-21 STATE OF CALIFORNIA

Architect

No.	Revision/Submission	Date
3	Addendum No. 3	6/22/2021

Revision

Scale: As indicated	Designed By: SD	Copyright 2018 Darden Architects
Project Number: 1725	Drawn By: EN	M/E201
Date: 04/03/2019	Checked By: SD	Sheet: _____ of: _____
	Reviewed By: SD	

AD3-EX07